

SYSTEM INFORMATION	
MODULE	HANWHA Q.PEAK DUO BLK ML-G10+ 410
INVERTER	ENPHASE IQ8PLUS-72-2-US
RACKING	UNIRAC NXT HORIZON 2-RAIL RACKING SYSTEM
SYSTEM SIZE (DC)	7.38 KW
LOCATION	30.1518860,-82.6660500
BATTERY	ENPHASE IQ BATTERY 5P
SYSTEM SIZE (AC)	12.9 KVA (PV: 5.22 KVA; ESS: 7.68KVA)
ESS CAPACITY	10.00 KWH

GENERAL NOTES:

THIS PV SYSTEM HAS BEEN DESIGNED TO MEET THE MINIMUM DESIGN STANDARDS FOR BUILDING AND OTHER STRUCTURES OF THE ASCE 7-22, 8TH EDITION 2023 FLORIDA RESIDENTIAL CODE, 8TH EDITION 2023 FLORIDA BUILDING CODE, 8TH EDITION 2023 FLORIDA FIRE PREVENTION CODE, NEC 2020 AND ALL LOCAL CODES & ORDINANCES.

ROOF SHALL HAVE NO MORE THAN TWO LAYERS OF COVERING IN ADDITION TO THE SOLAR EQUIPMENT.

INSTALLATION OF SOLAR EQUIPMENT SHALL BE FLUSH MOUNTED, PARALLEL TO AND NO MORE THAN 6-INCHES ABOVE THE SURFACE OF THE ROOF.

ANY PLUMBING VENTS ARE NOT TO BE CUT OR COVERED FOR SOLAR EQUIPMENT INSTALLATION. ANY RELOCATION OR MODIFICATION OF THE VENT REQUIRES A PLUMBING PERMIT AND INSPECTION.

ALL DESIGN, CALCULATIONS ARE PERFORMED BY MICHAEL S. REZK, P.E. PROFESSIONAL ENGINEER, WITH LICENCE No. 95844.

INVERTER PLACEMENT:

SYSTEM UTILIZES "ENPHASE" MICRO-INVERTERS WITH RAPID SHUTDOWN CONTROL LOCATED ON THE BACK SIDE OF EACH MODULE.

STRUCTURAL STATEMENT:

THE EXISTING STRUCTURE IS ADEQUATE TO SUPPORT THE NEW LOADS IMPOSED BY THE PHOTOVOLTAIC MODULE SYSTEM INCLUDING UPLIFT & SHEAR.EXISTING RAFTER SIZES & DIMENSIONS CONFORM TO 8TH EDITION 2023 FLORIDA RESIDENTIAL CODE

MOUNTING BRACKETS AND HARDWARE MEET OR EXCEED FLORIDA CODE REQUIREMENTS FOR THE DESIGN CRITERIA OF THE TOWN.

FSEC CERTIFICATION STATEMENT:

PER FL. STATUE 377.705 , I, MINA A. MAKAR PE# 86753, CERTIFICATE OF AUTHORIZATION #33404, AN ENGINEER LICENSED PURSUANT TO CHAPTER 471,CERTIFY THAT THE PV ELECTRICAL SYSTEM AND ELECTRICAL COMPONENTS ARE DESIGNED AND APPROVED USING THE STANDARDS CONTAINED IN THE MOST RECENT VERSION OF THE FLORIDA BUILDING CODE. FBC 2023

CLIMATIC & GEOGRAPHIC DESIGN CRITERIA TABLE R301.2(1)	
SPEED (MPH)	120
TOPOGRAPHIC EFFECTS	B
SPECIAL WIND REGION	NO
WIND BORNE DEBRIS ZONE	2
SEISMIC DESIGN CATEGORY	C
CLIMATE ZONE	2A
WIND EXPOSURE CATETORY	B

FBC, RESIDENTIAL 2023

TABLE R301.2.1.3											
WIND SPEED CONVERSIONS ^a											
V _{ult}	110	115	120	130	140	150	160	170	180	190	200
V _{asd}	85	89	93	101	108	116	124	132	139	147	155

For SI: 1 mile per hour = 0.447 m/s.

- a. Linear interpolation is permitted.

<div><div></div><div></div></div> <div>HANWHA Q.PEAK DUO BLK ML-G10+ 410 410 WATT MODULE 74" X 41.1" X 1.26" (SEE DATASHEET)</div>
--

PLAN KEY	
PV-1	COVER PAGE
PV-1.1	ATTACHMENT DETAIL
PV-1.1(2)	ATTACHMENT DETAIL
PV-1.2	INVERTER SPECS
PV-1.3	COMBINER SPECS
PV-1.4	PANEL SPECS
PV-2	PANEL LAYOUT
PV-3	ELETRICAL
PV-3.1	ELECTRICAL CONT.
PV-3.2	EQUIPMENT LABELS
PV-3.3	EQUIPMENT LABELS

BILL OF MATERIALS	
MODULES	18
INVERTERS	18
L-FOOT ATTACHMENT	46
171" RAILS	8
SKIRTS	0
ENPHASE COMBINER BOX	1
60A NON-FUSIBLE AC DISCONNECT	1
30A BREAKER (FOR EMPOWER)	1
125A LINE TAPS	2
100A SQUARE D LOAD CENTER	1
ENVOY COMM KIT	1
SMART SWITCH	1
40A BREAKER (FOR EMPOWER)	1
IQ SYSTEM CONTROLLER 2	1
ENPHASE RAPID SHUTDOWN SWITCH	1
HOLD DOWN KIT FOR IQ COMBINER	1
BELDON 4 CONDUCTOR CABLE	1
ENPHASE IQ BATTERY 5P	2



PRO CUSTOM SOLAR LLC D.B.A. MOMENTUM SOLAR
325 HIGH STREET, METUCHEN, NJ 08840
(732) 902-6224
MOMENTUMSOLAR.COM

PROFESSIONAL ENGINEERING



Digitally signed by Reason: Digitally signed by Mina A Makar. Reason: This item has been electronically signed and sealed by Mina A Makar, PE 86753, COA # 33404] on the Date and Time Stamp shown. This is a digital signature. Printed copies of this document are not considered signed and sealed and the signature must be verified on any electronic copies

Printed copies of this document are not considered signed and sealed and the signature must be verified on any electronic copies

Date: 2024.11.20 06:11:35 -05:00

SOLAR CONTRACTOR
CAMERON CHRISTENSEN
CERTIFIED SOLAR CONTRACTOR LICENSE NUMBER: CVC57036
MOMENTUM SOLAR
5728 MAJOR BLVD. SUITE 307, ORLANDO FL. 32819

CUSTOMER INFORMATION
RANDELL DUTTON - MS161074
200 SOUTHWEST ORANGE BLOSSOM COURT
LAKE CITY, FL 32025
8046511874

PV SYSTEM INFORMATION
SYSTEM SIZE (DC): 7.38 KW
18 MODULES: HANWHA Q.PEAK DUO BLK ML-G10+ 410
18 INVERTERS: ENPHASE IQ8PLUS-72-2-US

ESS CAPACITY: 20.16 KWH
2x ENPHASE ENCHARGE 10

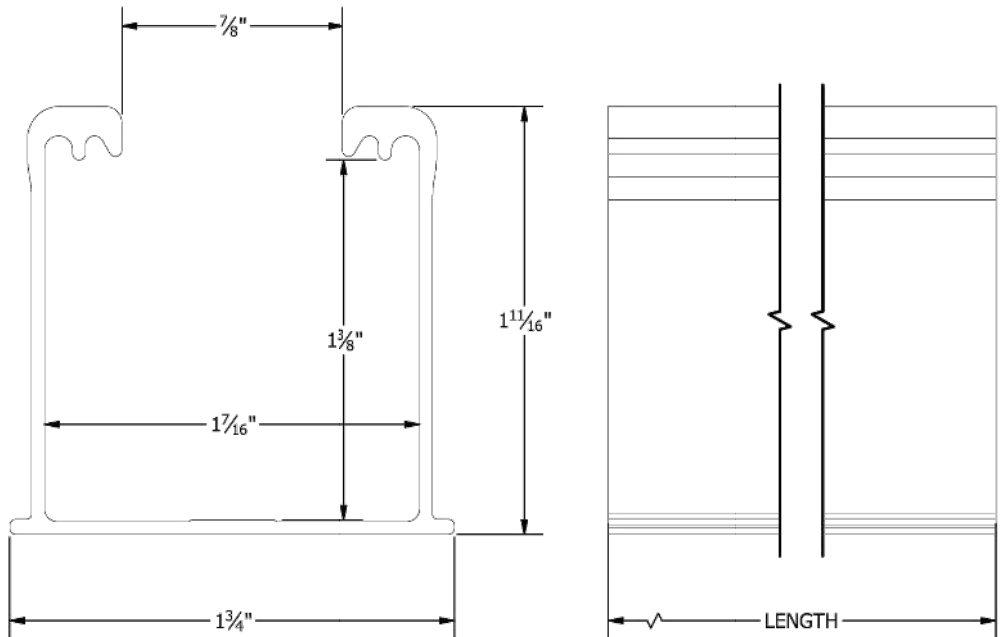
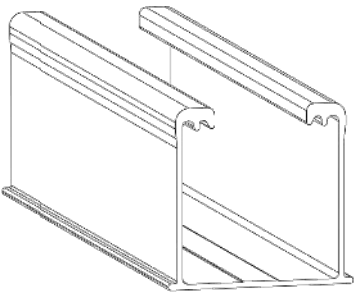
PROJECT INFORMATION

INITIAL	DATE: 11/20/2024	DESIGNER: KJL
REV:	DATE:	DESIGNER:
REV:	DATE:	DESIGNER:

COVER PAGE

PV-1

PART # TABLE		
P/N	DESCRIPTION	LENGTH
084RLM1	NXT HORIZON RAIL 84" MILL	84"
084RLD1	NXT HORIZON RAIL 84" DARK	84"
168RLM1	NXT HORIZON RAIL 168" MILL	168"
168RLD1	NXT HORIZON RAIL 168" DARK	168"
208RLM1	NXT HORIZON RAIL 208" MILL	208"
208RLD1	NXT HORIZON RAIL 208" DARK	208"
246RLM1	NXT HORIZON RAIL 246" MILL	246"
246RLD1	NXT HORIZON RAIL 246" DARK	246"



1411 BROADWAY BLVD. NE
ALBUQUERQUE, NM 87102 USA
PHONE: 505.242.6411
WWW.UNIRAC.COM

PRODUCT LINE: NXT HORIZON

DRAWING TYPE: PART DETAIL

DESCRIPTION: RAIL

REVISION DATE: 9/13/2021

DRAWING NOT TO SCALE
ALL DIMENSIONS ARE
NOMINAL

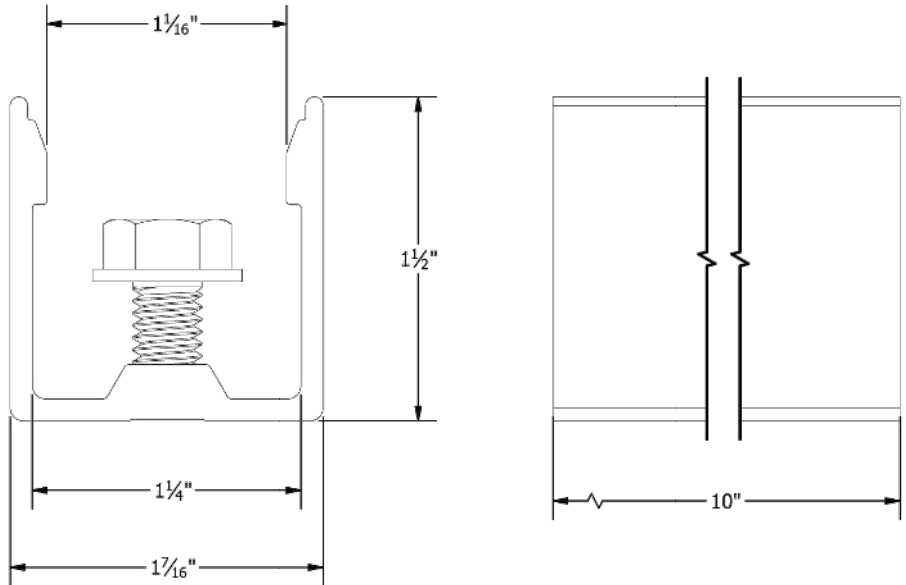
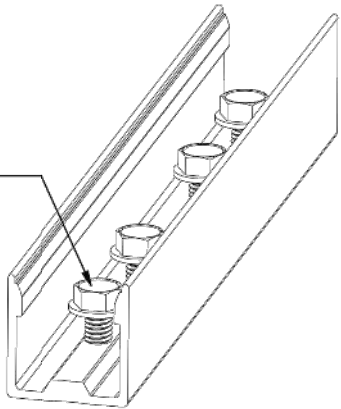
PRODUCT PROTECTED BY
ONE OR MORE US PATENTS
LEGAL NOTICE

NH-P01

SHEET

PART # TABLE		
P/N	DESCRIPTION	LENGTH
RLSPLCM1	NXT HORIZON RAIL SPLICE	10"

4X - 5/16"-18 x 5/8"
HEX FLANGE SCREW - TYPE F



1411 BROADWAY BLVD. NE
ALBUQUERQUE, NM 87102 USA
PHONE: 505.242.6411
WWW.UNIRAC.COM

PRODUCT LINE: NXT HORIZON

DRAWING TYPE: PART DETAIL

DESCRIPTION: RAIL SPLICE

REVISION DATE: 9/22/2021

DRAWING NOT TO SCALE
ALL DIMENSIONS ARE
NOMINAL

PRODUCT PROTECTED BY
ONE OR MORE US PATENTS
LEGAL NOTICE


NH-P02

SHEET



PRO CUSTOM SOLAR LLC D.B.A. MOMENTUM SOLAR
325 HIGH STREET, METUCHEN, NJ 08840
(732) 902-6224
MOMENTUMSOLAR.COM

PROFESSIONAL
ENGINEERING



Digitally signed by
Reason: Digitally signed by Mina
A Makar. Reason: This item has
been electronically signed and
sealed by [Mina A. Makar, PE
86753, COA # 33404] on the
Date and Time Stamp shown.
was a digital signature. Printed
copies of this document are not
considered signed and sealed by
this digital signature and sealed #
33404. The signature must be
verified on any electronic copies
Printed copies of this document are
not considered signed and sealed
and the signature must be verified
on any electronic copies
Date: 2024.11.20 06:11:35 -05:00

SOLAR CONTRACTOR

CAMERON CHRISTENSEN
CERTIFIED SOLAR CONTRACTOR LICENSE NUMBER: CVC57036
MOMENTUM SOLAR
5728 MAJOR BLVD. SUITE 307, ORLANDO FL. 32819

CUSTOMER INFORMATION

RANDELL DUTTON - MS161074
200 SOUTHWEST ORANGE BLOSSOM
COURT
LAKE CITY, FL 32025

PV SYSTEM INFORMATION

SYSTEM SIZE (DC): 7.38 KW
18 MODULES: HANWHA Q.PEAK DUO BLK
ML-G10+ 410
18 INVERTERS: ENPHASE
IQ8PLUS-72-2-US

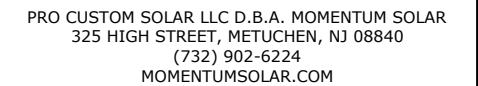
ESS CAPACITY: 20.16 KWH
2x ENPHASE ENCHARGE 10

PROJECT INFORMATION

INITIAL	DATE: 11/20/2024	DESIGNER: KJL
REV:	DATE:	DESIGNER:
REV:	DATE:	DESIGNER:

ATTACHMENT DETAIL

PV-1.1



Digitally signed by
Reason: Digitally signed by Mina
A Makar. Reason: This item has
been electronically signed and
sealed by Mina A Makar, PE
86753, COA # 53404] on the
Date and Time Stamp shown.
Reason: Digitally signed by Mina
A Makar. Reason: This item has
been electronically signed and sealed
by Mina A Makar, PE 86753, COA #
53404. The signature and Time Stamp
verified on any electronic copies

Digitally signed by
Reason.. Digitally signed by Mina
A Maker. Reason.. This item has
been electronically signed and
sealed by [Mina Makar, PE
86753, COA # 33404] on the
Date and Time Stamp shown.
Reason: A digital signature has been
electronically signed and sealed by
Mina A. Makar, PE 86753, COA #
33404. The signature must be
verified on any electronic copies
Printed copies of this document are
not considered signed and sealed
and the signature must be verified
on any electronic copies
Date: 2024.11.20 06:11:35 -05:00

CAMERON CHRISTENSEN
CERTIFIED SOLAR CONTRACTOR LICENSE NUMBER: CVC57036
MOMENTUM SOLAR
5728 MAJOR BLVD. SUITE 307, ORLANDO FL. 32819

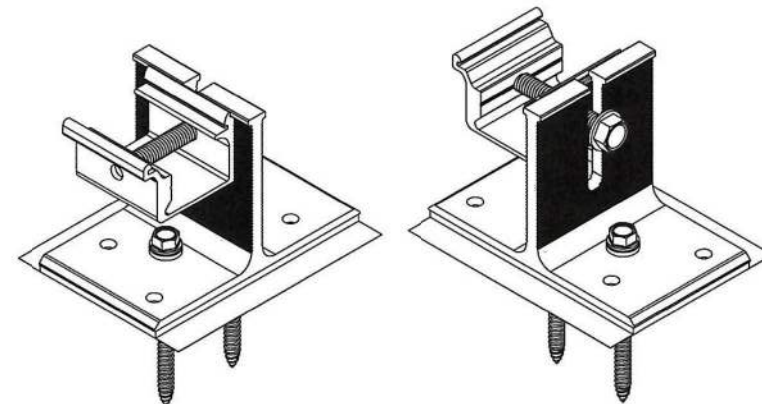
RANDALL DUTTON - MS161074
 200 SOUTHWEST ORANGE BLOSSOM
 COURT
 LAKE CITY, FL 32025

SYSTEM SIZE (DC): 7.38 KW
18 MODULES: HANWHA Q.PEAK DUO BLK
ML-G10+ 410
18 INVERTERS: ENPHASE
IQ8PLUS-72-2-US

ESS CAPACITY: 20.16 KWH
2x ENPHASE ENCHARGE 10

PROJECT INFORMATION		
INITIAL	DATE: 11/20/2024	DESIGNER: KJL
REV:	DATE:	DESIGNER:
REV:	DATE:	DESIGNER:

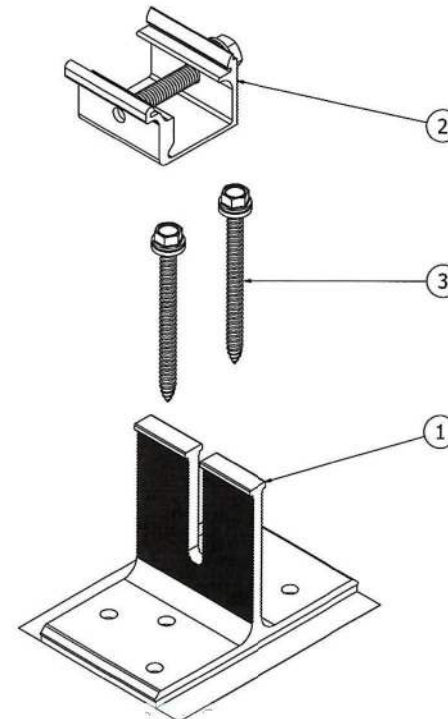
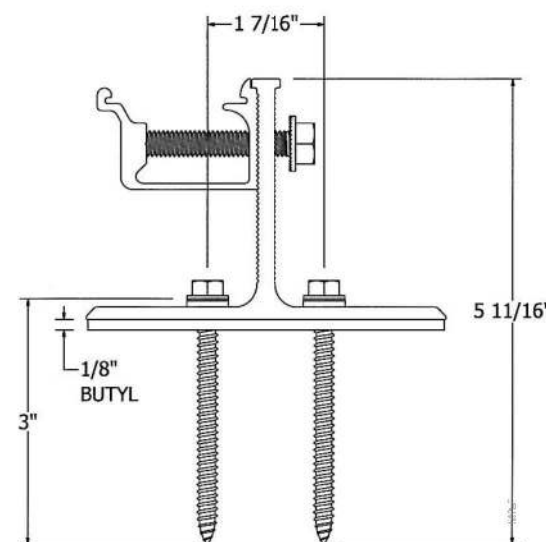
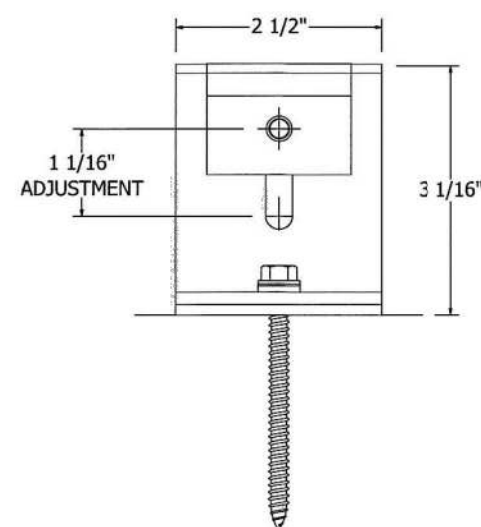
PV-1.1 (2)




PRODUCT REVISED
as complying with the Florida
Building Code
NOA-No. 23-1010.11
Expiration Date 07/13/2028
By 
Miami-Dade Product Control

UNIRAC
1411 BROADWAY BOULEVARD NE
ALBUQUERQUE, NM, USA, 87102
WWW.UNIRAC.COM

BUTYL ATTACHMENT ASSEMBLY



STRONGHOLD BUTYL ATTACHMENT



PE SIGNATURE: [Signature] PE DATE: 8/24/23

ASSEMBLY NUMBER - NAME	ITEM #	DESCRIPTION	MATERIAL	MINIMUM YIELD (KSI)	MINIMUM ULTIMATE (KSI)
SHBUTYLD2 SHBUTYLM2	1	DTD BUTYL ATT ASSEMBLY	CAST ALUMINUM A380	23	47
	2	RAIL CLAMP ASSEMBLY	18/8 STAINLESS STEEL	N/A	85
	3	HWHD EPDM ASSEMBLY, 3.0"	300 SERIES STAINLESS STEEL	N/A	70

REVISIONS			CHK
REV	DATE	DESCRIPTION	
A	4/05/23	INITIAL RELEASE	-
B	5/08/23	REVISED	AB
C	6/13/23	REMOVED SHEETS 6 THRU 10	NM
D	8/22/23	SBUTYLD2, M2 WAS SBUTYLD1, M1	NM

FOR
MIAMI-DADE
COUNTY

PROJECT
MIAMI-DADE CO. NOA
PROJECT ADDRESS

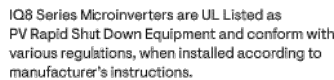
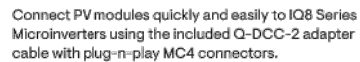
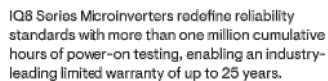
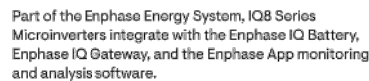
TITLE	NXT STRONGHOLD BUTYL ATTACHMENT
-------	--

DWG NO.
M-D NOA NXT
SHEET 1 OF 5

ATTACHMENT DETAIL FOR SHINGLE ROOF



Our newest IQ8 Microinverters are the industry's first microgrid-forming, software-defined microinverters with split-phase power conversion capability to convert DC power to AC power efficiently. The brain of the semiconductor-based microinverter is our proprietary application-specific integrated circuit (ASIC) which enables the microinverter to operate in grid-tied or off-grid modes. This chip is built in advanced 55nm technology with high speed digital logic and has super-fast response times to changing loads and grid events, alleviating constraints on battery sizing for home energy systems.



IQ8SP-DS-0002-01-EN-US-2022-03-17

- Lightweight and compact with plug-n-play connectors
- Power Line Communication (PLC) between components
- Faster installation with simple two-wire cabling

- Produce power even when the grid is down*
- More than one million cumulative hours of testing
- Class II double-insulated enclosure
- Optimized for the latest high-powered PV modules

- Complies with the latest advanced grid support**
- Remote automatic updates for the latest grid requirements
- Configurable to support a wide range of grid profiles
- Meets CA Rule 21 (UL 1741-SA) requirements

** IQ8 and IQ8Plus supports split phase, 240V installations only.

INPUT DATA (DC)		I08-60-2-US	I08PLUS-72-2-US
Commonly used module pairings ¹	W	235 – 350	235 – 440
Module compatibility		60-cell/120 half-cell	60-cell/120 half-cell, 66-cell/132 half-cell and 72-cell/144 half-cell
MPPT voltage range	V	27 – 37	29 – 45
Operating range	V	25 – 48	25 – 58
Min/max start voltage	V	30 / 48	30 / 58
Max input DC voltage	V	50	60
Max DC current ² [module Isc]	A		15
Overvoltage class DC port			II
DC port backfeed current	mA		0
PV array configuration		1x1 Ungrounded array; No additional DC side protection required; AC side protection requires max 20A per branch circuit	
OUTPUT DATA (AC)		I08-60-2-US	I08PLUS-72-2-US
Peak output power	VA	245	300
Max continuous output power	VA	240	290
Nominal (L-L) voltage/range ³	V	240 / 211 – 264	
Max continuous output current	A	1.0	1.21
Nominal frequency	Hz	60	
Extended frequency range	Hz	50 – 68	
AC short circuit fault current over 3 cycles	Arms	2	
Max units per 20 A (L-L) branch circuit ⁴		16	13
Total harmonic distortion		<5%	
Overvoltage class AC port		III	
AC port backfeed current	mA	30	
Power factor setting		1.0	
Grid-tied power factor (adjustable)		0.85 leading – 0.85 lagging	
Peak efficiency	%	97.5	97.6
CEC weighted efficiency	%	97	97
Night-time power consumption	mW	60	
MECHANICAL DATA			
Ambient temperature range		-40°C to +60°C (-40°F to +140°F)	
Relative humidity range		4% to 100% (condensing)	
DC Connector type		MC4	
Dimensions (HxWxD)		212 mm (8.3") x 175 mm (6.9") x 30.2 mm (1.2")	
Weight		1.08 kg (2.38 lbs)	
Cooling		Natural convection – no fans	
Approved for wet locations		Yes	
Pollution degree		PD3	
Enclosure		Class II double-insulated, corrosion resistant polymeric enclosure	
Environ. category / UV exposure rating		NEMA Type 6 / outdoor	
COMPLIANCE			
		CA Rule 21 (UL 1741-SA), UL 62109-1, UL1741/IEEE1547, FCC Part 15 Class B, ICES-0003 Class B, CAN/CSA-C22.2 NO. 107.1-01	
Certifications		This product is UL Listed as PV Rapid Shut Down Equipment and conforms with NEC 2014, NEC 2017, and NEC 2020 section 690.12 and C22.1-2018 Rule 64-218 Rapid Shutdown of PV Systems, for AC and DC conductors, when installed according to manufacturer's instructions.	

IQ8SP-DS-0002-01-EN-US-2022-03-17



Digitally signed by
Reason: Digitally signed by Mina
A Makar. Reason: This item has
been electronically signed and
sealed by [Mina A Makar, PE
36753, COA # 33404] on the

Digitally signed by
Reason: Digitally signed by Mina
A Makar Reason: This item has
been electronically signed and
sealed by [Mina Makar, PE
86753, COA # 33404] on the
Date and Time Stamp shown.
Digitally signed by Mina A Makar.
Reason: This item has been
electronically signed and sealed by
Mina A Makar, PE 86753, COA #
33404. The signature must be
verified on any electronic copies.
Printed copies of this document are
not considered signed and sealed
and the signature must be verified
on any electronic copies
Date: 2024.11.20 06:11:35 -05:00

CAMERON CHRISTENSEN
CERTIFIED SOLAR CONTRACTOR LICENSE NUMBER: CVC57036
MOMENTUM SOLAR
5728 MAJOR BLVD. SUITE 307, ORLANDO FL. 32819

RANDELL DUTTON - MS161074
 200 SOUTHWEST ORANGE BLOSSOM
 COURT
 LAKE CITY, FL 32025
 8846541874

SYSTEM SIZE (DC): 7.38 KW
18 MODULES: HANWHA Q.PEAK DUO BLK
ML-G10+ 410
18 INVERTERS: ENPHASE
IQ8PLUS-72-2-US

ESS CAPACITY: 20.16 KWH
2x ENPHASE ENCHARGE 10

INITIAL	DATE: 11/20/2024	DESIGNER: KJL
REV:	DATE:	DESIGNER:
REV:	DATE:	DESIGNER:

PV-1.2

IQ Combiner 4/4C



X-IQ-AM1-240-4C
X2-IQ-AM1-240-4C (IEEE 1547:2018)

X-IQ-AM1-240-4
X2-IQ-AM1-240-4 (IEEE 1547:2018)



To learn more about Enphase offerings, visit enphase.com
IQ-C-4-4C-DS-0103-EN-US-12-29-2022



The **IQ Combiner 4/4C** with IQ Gateway and integrated LTE-M1 cell modem (included only with IQ Combiner 4C) consolidates interconnection equipment into a single enclosure. It streamlines IQ Microinverters and storage installations by providing a consistent, pre-wired solution for residential applications. It offers up to four 2-pole input circuits and Eaton BR series busbar assembly.

Smart

- Includes **IQ Gateway** for communication and control
- Includes **Mobile Connect** cellular modem (CELLMODEM-M1-06-SP-05), included only with **IQ Combiner 4C**
- Includes solar shield to match Enphase IQ Battery aesthetics and deflect heat
- Supports Wi-Fi, Ethernet, or cellular connectivity
- Optional AC receptacle available for PLC bridge
- Provides production metering and consumption monitoring

Simple

- Mounts on single stud with centered brackets
- Supports bottom, back and side conduit entry
- Allows up to four 2-pole branch circuits for 240VAC plug-in breakers (not included)
- 80A total PV or storage branch circuits

Reliable

- Durable NRTL-certified NEMA type 3R enclosure
- Five-year limited warranty
- Two years labor reimbursement program coverage included for both the IQ Combiner SKU's
- UL listed
- X2-IQ-AM1-240-4 and X2-IQ-AM1-240-4C comply with IEEE 1547:2018 (UL 1741-SB, 3rd Ed.)

IQ Combiner 4/4C

MODEL NUMBER	
IQ Combiner 4 X-IQ-AM1-240-4 X2-IQ-AM1-240-4 (IEEE 1547:2018)	IQ Combiner 4 with IQ Gateway printed circuit board for integrated revenue grade PV production metering (ANSI C12.20 ± 0.5%) and consumption monitoring (± 2.5%). Includes a silver solar shield to match the IQ Battery and IQ System Controller 2 and to deflect heat.
IQ Combiner 4C X-IQ-AM1-240-4C X2-IQ-AM1-240-4C (IEEE 1547:2018)	IQ Combiner 4C with IQ Gateway printed circuit board for integrated revenue grade PV production metering (ANSI C12.20 ± 0.5%) and consumption monitoring (± 2.5%). Includes Mobile Connect cellular modem (CELLMODEM-M1-06-SP-05), a plug-and-play industrial-grade cell modem for systems up to 60 microinverters. (Available in the US, Canada, Mexico, Puerto Rico, and the US Virgin Islands, where there is adequate cellular service in the installation area.) Includes a silver solar shield to match the IQ Battery and IQ System Controller and to deflect heat.
ACCESSORIES AND REPLACEMENT PARTS (not included, order separately)	
Supported microinverters	IQ6, IQ7, and IQE. (Do not mix IQ6/7 Microinverters with IQ8)
Communications Kit COMMS-CELLMODEM-M1-06 CELLMODEM-M1-06-SP-05 CELLMODEM-M1-06-AT-05	- Includes COMMS-KIT-01 and CELLMODEM-M1-06-SP-05 with 5-year Sprint data plan - 4G based LTE-M1 cellular modem with 5-year Sprint data plan - 4G based LTE-M1 cellular modem with 5-year AT&T data plan
Circuit Breakers BRK-10A-2-240V BRK-15A-2-240V BRK-20A-2P-240V BRK-15A-2P-240V-B BRK-20A-2P-240V-B	Supports Eaton BR210, BR215, BR220, BR230, BR240, BR250, and BR260 circuit breakers. Circuit breaker, 2 pole, 10A, Eaton BR210 Circuit breaker, 2 pole, 15A, Eaton BR215 Circuit breaker, 2 pole, 20A, Eaton BR220 Circuit breaker, 2 pole, 15A, Eaton BR215B with hold down kit support Circuit breaker, 2 pole, 20A, Eaton BR220B with hold down kit support
XA-SOLARSHIELD-ES	Replacement solar shield for IQ Combiner 4/4C
XA-PLUG-120-3	Accessory receptacle for Power Line Carrier in IQ Combiner 4/4C (required for EPLC-01)
X-IQ-NA-HD-125A	Hold-down kit for Eaton circuit breaker with screws
Consumption monitoring CT (CT-200-SPLIT/CT-200-CLAMP)	A pair of 200A split core current transformers
ELECTRICAL SPECIFICATIONS	
Rating	Continuous duty
System voltage	120/240VAC, 60 Hz
Eaton BR series busbar rating	125A
Max. continuous current rating	65A
Max. continuous current rating (input from PV/storage)	64A
Max. fuse/circuit rating (output)	90A
Branch circuits (solar and/or storage)	Up to four 2-pole Eaton BR series Distributed Generation (DG) breakers only (not included)
Max. total branch circuit breaker rating (input)	80A of distributed generation/95A with IQ Gateway breaker included
IQ Gateway breaker	10A or 15A rating GE/Siemens/Eaton included
Production metering CT	200A solid core pre-installed and wired to IQ Gateway
MECHANICAL DATA	
Dimensions (WxHxD)	37.5 cm x 49.5 cm x 16.8 cm (14.75 in x 19.5 in x 6.63 in). Height is 53.5 cm (21.06 in) with mounting brackets.
Weight	7.5 kg (16.5 lbs)
Ambient temperature range	-40°C to +46°C (-40°F to 115°F)
Cooling	Natural convection, plus heat shield
Enclosure environmental rating	Outdoor, NRTL-certified, NEMA type 3R, polycarbonate construction
Wire sizes	• 20A to 50A breaker inputs: 14 to 4 AWG copper conductors • 60A breaker branch input: 4 to 1/0 AWG copper conductors • Main lug combined output: 10 to 2/0 AWG copper conductors • Neutral and ground: 14 to 1/0 copper conductors • Always follow local code requirements for conductor sizing.
Altitude	Up to 3,000 meters (9,842 feet)
INTERNET CONNECTION OPTIONS	
Integrated Wi-Fi	IEEE 802.11b/g/n
Cellular	CELLMODEM-M1-06-SP-05, CELLMODEM-M1-06-AT-05 (4G based LTE-M1 cellular modem). Note that an Mobile Connect cellular modem is required for all Enphase Energy System installations.
Ethernet	Optional, IEEE 802.3, Cat5E (or Cat6) UTP Ethernet cable (not included)
COMPLIANCE	
Compliance, IQ Combiner	CA Rule 21 (UL 1741-SA) IEEE 1547:2018 -UL 1741-SB, 3 rd Ed. (X2-IQ-AM1-240-4 and X2-IQ-AM1-240-4C) CAN/CSA C22.2 No. 107.1, Title 47 CFR, Part 15, Class B, ICES 003 Production metering: ANSI C12.20 accuracy class 0.5 (PV production) Consumption metering: accuracy class 2.5
Compliance, IQ Gateway	UL 60601-1/CANCSA 22.2 No. 61010-1


© 2022 Enphase Energy. All rights reserved. Enphase, the Enphase logo, IQ Combiner 4/4C, and other names are trademarks of Enphase Energy, Inc. Data subject to change.

IQ-C-4-4C-DS-0103-EN-US-12-29-2022



PRO CUSTOM SOLAR LLC D.B.A. MOMENTUM SOLAR
325 HIGH STREET, METUCHEN, NJ 08840
(732) 902-6224
MOMENTUMSOLAR.COM

PROFESSIONAL
ENGINEERING



Digitally signed by Reason: Digitally signed by Mina A Makar. Reason: This item has been electronically signed and sealed by [Mina A Makar, PE 86753, COA # 33404] on the Date and Time Stamp shown. This is a digital signature. Printed copies of this document are not considered signed and sealed # 33404 and the signature must be verified on any electronic copies. Printed copies of this document are not considered signed and sealed and the signature must be verified on any electronic copies

Printed copies of this document are not considered signed and sealed and the signature must be verified on any electronic copies

Date: 2024.11.20 06:11:35 -05:00

SOLAR CONTRACTOR

CAMERON CHRISTENSEN
CERTIFIED SOLAR CONTRACTOR LICENSE NUMBER: CVC57036
MOMENTUM SOLAR
5728 MAJOR BLVD. SUITE 307, ORLANDO FL. 32819

CUSTOMER INFORMATION

RANDELL DUTTON - MS161074
200 SOUTHWEST ORANGE BLOSSOM COURT
LAKE CITY, FL 32025

PV SYSTEM INFORMATION

SYSTEM SIZE (DC): 7.38 KW
18 MODULES: HANWHA Q.PEAK DUO BLK ML-G10+ 410
18 INVERTERS: ENPHASE IQ8PLUS-72-2-US

ESS CAPACITY: 20.16 KWH
2x ENPHASE ENCHARGE 10

PROJECT INFORMATION

INITIAL	DATE: 11/20/2024	DESIGNER: KJL
REV:	DATE:	DESIGNER:
REV:	DATE:	DESIGNER:

COMBINER DETAIL

PV-1.3

Q.PEAK DUO BLK ML-G10+ SERIES

385-410Wp | 132 Cells
20.9% Maximum Module Efficiency

MODEL Q.PEAK DUO BLK ML-G10+



Breaking the 20% efficiency barrier

Q.QUANTUM DUO Z Technology with zero gap cell layout boosts module efficiency up to 20.9%.



A reliable investment

Inclusive 25-year product warranty and 25-year linear performance warranty¹.



Enduring high performance

Long-term yield security with Anti LeTID Technology, Anti PID Technology² and Hot-Spot Protect.



Extreme weather rating

High-tech aluminium alloy frame, certified for high snow (5400Pa) and wind loads (4000Pa).



Innovative all-weather technology

Optimal yields, whatever the weather with excellent low-light and temperature behaviour.



The most thorough testing programme in the industry

Qcells is the first solar module manufacturer to pass the most comprehensive quality programme in the industry: The new "Quality Controlled PV" of the independent certification institute TÜV Rheinland.

¹ See data sheet on rear for further information.

² APT test conditions according to IEC/TS 62804-1:2015, method A (-1500V, 96h)

The ideal solution for:



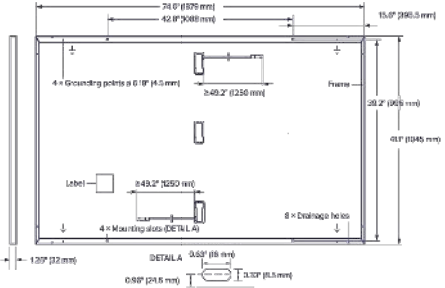
Rooftop arrays on residential buildings



Q.PEAK DUO BLK ML-G10+ SERIES

■ Mechanical Specification

Format	74.0" in × 41.1" in × 1.26" in (including frame) (1879 mm × 1045 mm × 32 mm)
Weight	48.5 lbs (22.0 kg)
Front Cover	0.13" in (3.2 mm) thermally pre-stressed glass with anti-reflection technology
Back Cover	Composite film
Frame	Black anodised aluminium
Cell	6 × 22 monocrystalline Q.QUANTUM solar half cells
Junction box	2.09-3.98" in × 1.26-2.36" in × 0.59-0.71" in (53-101 mm × 32-60 mm × 15-18 mm), IP67, with bypass diodes
Cable	4 mm ² Solar cable; (+) ≥ 49.2" in (1250 mm), (-) ≥ 49.2" in (1250 mm)
Connector	Stäubli MC4; IP68



■ Electrical Characteristics

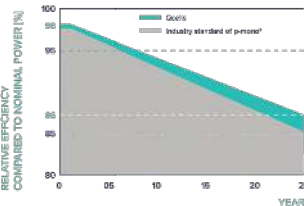
POWER CLASS	385	390	395	400	405	410
MINIMUM PERFORMANCE AT STANDARD TEST CONDITIONS, STC ¹ (POWER TOLERANCE +5W/-0W)						
Power at MPP ¹	P _{MPP} [W]	385	390	395	400	405
Short Circuit Current ¹	I _{SC} [A]	11.04	11.07	11.10	11.14	11.17
Open Circuit Voltage ¹	V _{OC} [V]	45.19	45.23	45.27	45.30	45.34
Current at MPP	I _{MPP} [A]	10.59	10.65	10.71	10.77	10.83
Voltage at MPP	V _{MPP} [V]	36.36	36.62	36.88	37.13	37.39
Efficiency ¹	η [%]	≥ 19.6	≥ 19.9	≥ 20.1	≥ 20.4	≥ 20.6

MINIMUM PERFORMANCE AT NORMAL OPERATING CONDITIONS, NMOT²

Power at MPP	P _{MPP} [W]	288.8	292.6	296.3	300.1	303.8
Short Circuit Current	I _{SC} [A]	8.90	8.92	8.95	8.97	9.00
Open Circuit Voltage	V _{OC} [V]	42.62	42.65	42.69	42.72	42.79
Current at MPP	I _{MPP} [A]	8.35	8.41	8.46	8.51	8.57
Voltage at MPP	V _{MPP} [V]	34.59	34.81	35.03	35.25	35.68

¹ Measurement tolerances P_{MPP} ± 3%; I_{SC}: V_{OC} ± 5% at STC: 1000 W/m², 25 ± 2 °C, AM 1.5 according to IEC 60904-3 • ² 800 W/m², NMOT, spectrum AM 1.5

Qcells PERFORMANCE WARRANTY

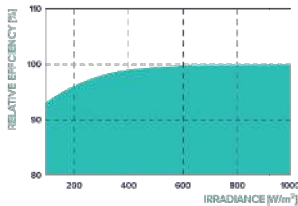


¹ Standard terms of guarantee for the PV companies with the highest production capacity in 2021 (February 2021)

At least 98% of nominal power during first year. Thereafter max. 0.5% degradation per year. At least 93.5% of nominal power up to 10 years. At least 86% of nominal power up to 25 years.

All data within measurement tolerances. Full warranties in accordance with the warranty terms of the Qcells sales organisation of your respective country.

PERFORMANCE AT LOW IRRADIANCE



Typical module performance under low irradiance conditions in comparison to STC conditions (25 °C, 1000 W/m²)

TEMPERATURE COEFFICIENTS

Temperature Coefficient of I _{SC}	α [%/K]	+0.04	Temperature Coefficient of V _{OC}	β [%/K]	-0.27
Temperature Coefficient of P _{MPP}	γ [%/K]	-0.34	Nominal Module Operating Temperature	NMOT [°F]	109 ± 5.4 (43 ± 3 °C)

■ Properties for System Design

Maximum System Voltage	V _{SYS} [V]	1000 (IEC)/1000 (UL)	PV module classification	Class II
Maximum Series Fuse Rating	[A DC]	20	Fire Rating based on ANSI/UL 61730	TYPE 2
Max. Design Load, Push/Pull ³	[lbs/ft ²]	75 (3600 Pa)/55 (2660 Pa)	Permitted Module Temperature on Continuous Duty	-40°F up to +185°F (-40°C up to +85°C)
Max. Test Load, Push/Pull ³	[lbs/ft ²]	113 (5400 Pa)/84 (4000 Pa)		

³ See Installation Manual

■ Qualifications and Certificates

UL 61730, CE-compliant,
Quality Controlled PV - TÜV Rheinland,
IEC 61215:2016, IEC 61730:2016,
U.S. Patent No. 9,893,215 (solar cells).



Qcells pursues minimizing paper output in consideration of the global environment.

Note: Installation instructions must be followed. Contact our technical service for further information on approved installation of this product.
Hanwha Q CELLS America Inc. 400 Spectrum Center Drive, Suite 1400, Irvine, CA 92618, USA | TEL: +1 949 748 59 96 | EMAIL: nqc-inquiry@qcells.com | WEB: www.qcells.com

qcells

Specifications subject to technical changes © Qcells Q.PEAK DUO BLK ML-G10+ Series_2022-01_Rev01_NA



PRO CUSTOM SOLAR LLC D.B.A. MOMENTUM SOLAR
325 HIGH STREET, METUCHEN, NJ 08840
(732) 902-6224
MOMENTUMSOLAR.COM

PROFESSIONAL
ENGINEERING



Digitally signed by
Reason: Digitally signed by Mina
A Makar. Reason: This item has
been electronically signed and
sealed by [Mina A. Makar, PE
86753, COA # 33404] on the
Date and Time Stamp shown.
This is a digital signature. Printed
copies of this document are not
considered signed and sealed #
33404 and the signature must be
verified on any electronic copies
Printed copies of this document are
not considered signed and sealed
and the signature must be verified
on any electronic copies

Date: 2024.11.20 06:11:35 -05:00

SOLAR CONTRACTOR

CAMERON CHRISTENSEN
CERTIFIED SOLAR CONTRACTOR LICENSE NUMBER: CVC57036
MOMENTUM SOLAR
5728 MAJOR BLVD., SUITE 307, ORLANDO FL. 32819

CUSTOMER INFORMATION

RANDELL DUTTON - MS161074
200 SOUTHWEST ORANGE BLOSSOM
COURT
LAKE CITY, FL 32025

PV SYSTEM INFORMATION

SYSTEM SIZE (DC): 7.38 KW
18 MODULES: HANWHA Q.PEAK DUO BLK
ML-G10+ 410
18 INVERTERS: ENPHASE
IQ8PLUS-72-2-US

ESS CAPACITY: 20.16 KWH
2x ENPHASE ENCHARGE 10

PROJECT INFORMATION

INITIAL	DATE: 11/20/2024	DESIGNER: KJL
REV:	DATE:	DESIGNER:
REV:	DATE:	DESIGNER:

PANEL DETAIL

PV-1.4

SCALE: 3/32" = 1'-0"

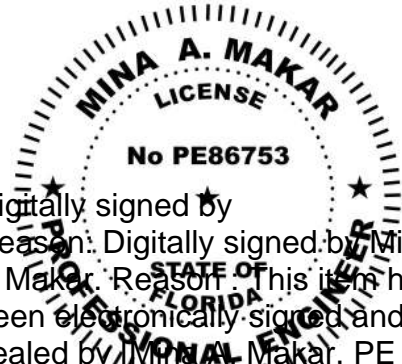


ROOF	PANEL COUNT	TILT	AZIMUTH	SHADING	LANDSCAPE MAX SPAN (ROOF AREA 1/2/3)	PORTRAIT MAX SPAN (ROOF AREA 1/2/3)	LANDSCAPE MAX CANTILEVER	PORTRAIT MAX CANTILEVER
R1	7	31°	90°	87%	48 /48 /48	48 /48 /48	16 /10 /10	16 /10 /10
R2	11	34°	180°	91%	48 /48 /48	48 /48 /48	16 /10 /10	16 /10 /10



PRO CUSTOM SOLAR LLC D.B.A. MOMENTUM SOLAR
325 HIGH STREET, METUCHEN, NJ 08840
(732) 902-6224
MOMENTUMSOLAR.COM

PROFESSIONAL
ENGINEERING



Digitally signed by
Reason: Digitally signed by Mina
A Makar. Reason: This item has
been electronically signed and
sealed by [Mina A. Makar, PE
86753, COA # 33404] on the
Date and Time Stamp shown.
was a digital signature. Printed
copies of this document are not
electronically signed and sealed by
Mina A. Makar, PE, COA #
33404 and the signature must be
verified on any electronic copies

Printed copies of this document are
not considered signed and sealed
and the signature must be verified
on any electronic copies

Date: 2024.11.20 06:11:35 -05:00

SOLAR CONTRACTOR

CAMERON CHRISTENSEN
CERTIFIED SOLAR CONTRACTOR LICENSE NUMBER: CVC57036
MOMENTUM SOLAR
5728 MAJOR BLVD. SUITE 307, ORLANDO FL. 32819

CUSTOMER INFORMATION

RANDELL DUTTON - MS161074
200 SOUTHWEST ORANGE BLOSSOM
COURT
LAKE CITY, FL 32025

PV SYSTEM INFORMATION

SYSTEM SIZE (DC): 7.38 KW
18 MODULES: HANWHA Q.PEAK DUO BLK
ML-G10+ 410
18 INVERTERS: ENPHASE
IQ8PLUS-72-2-US

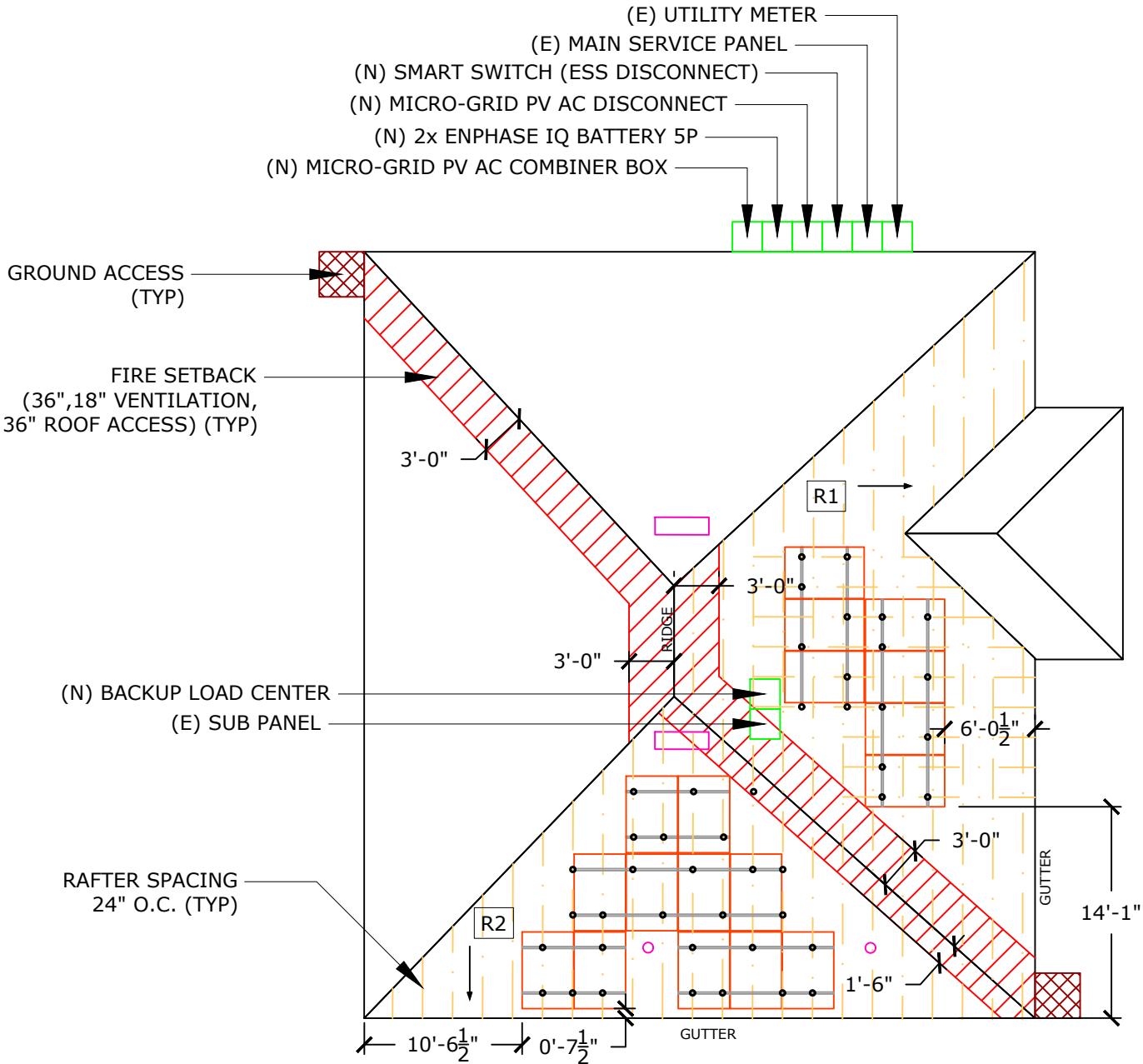
ESS CAPACITY: 20.16 KWH
2x ENPHASE ENCHARGE 10

PROJECT INFORMATION

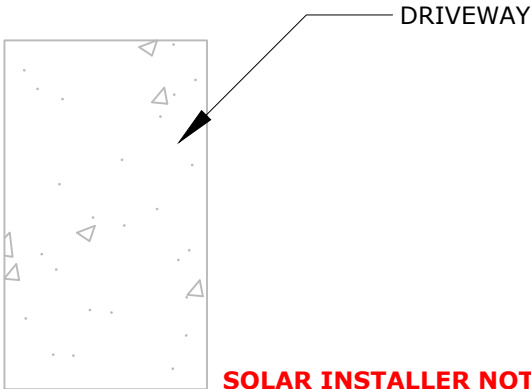
INITIAL	DATE: 11/20/2024	DESIGNER: KJL
REV:	DATE:	DESIGNER:
REV:	DATE:	DESIGNER:

ROOF LAYOUT

PV-2



FRONT OF RESIDENCE
SOUTHWEST
ORANGE BLOSSOM
COURT



SOLAR INSTALLER NOTES:
R1 HAS HORIZONTAL RAFTERS

TOTAL SQUARE FOOTAGE OF ROOF: 2647 SQFT
SQUARE FOOTAGE OF SOLAR ARRAY: 380.18 SQFT
PERCENTAGE OF SOLAR ROOF COVERAGE: 14.37%
18" RIDGE SETBACK SHALL BE REQUIRED

SYMBOL LEGEND			
MSP	MAIN SERVICE PANEL		CHIMNEY
SP	SUB-PANEL		SKYLIGHT
M	UTILITY METER		VENT
AC DISC	AC DISCONNECT		PIPE VENT
UDC	UTILITY DISCONNECT		FAN
LC	LOAD CENTER		SATELLITE DISH
N3R	NEMA 3R BOX W/ ENVOY-S		FIRE SETBACKS
CB	COMBINER BOX		MIN 3'x3' GROUND ACCESS POINT
	MODULE		PITCH DIRECTION
		WIND PRESSURE ZONE LINES. REFER TO PV-2.2 FOR ADDITIONAL INFO	

CLAMPING MAX SPACING IN ZONE 1 48" O.C
AND IN ZONE 2 AND ZONE 3 48" O.C

NOTE:

1. ROOF COVERING MATERIAL IS COMPOSED OF SINGLE LAYER ASPHALT COMPOSITE SHINGLE.
2. EXACT ATTACHMENT LOCATION AND QUANTITY OF ATTACHMENTS ARE BASED ON EXISTING RAFTER LOCATIONS OBTAINED FROM FIELD MEASUREMENTS. THE LOCATION AND QUANTITY OF ATTACHMENTS MAY VARY BASED ON RAFTER LAYOUT START POINT, SPACING VARIATIONS AND ROOFING TYPE. VERIFY IN THE FIELD ALL RAFTER LOCATIONS AND ADJUST LAYOUT AS REQUIRED. A TILE ROOF WILL PRODUCE A STAGGERED ATTACHMENT LAYOUT BECAUSE OF EXISTING STAGGERED TILE JOINT LOCATIONS.

ELECTRICAL NOTES:

1. ALL CALCULATIONS FOR VOC, VMAX, IMP AND ISC HAVE BEEN CALCULATED USING THE MANUFACTURED STRING CALCULATOR BASED ON ASHRAE 2% HIGH AND EXTREME MINIMUM TEMPERATURE COEFFICIENTS.
2. THE ENTIRE ARRAY IS BONDED ACCORDING TO (NEC 690.43(A) THROUGH (D) WITH 250.134 OR 250.136.
3. THIS SYSTEM COMPLIES WITH NEC 2020
4. BRANCH CIRCUIT CALCULATION FOR WIRE TAG 1 DISPLAYS THE LARGEST BRANCH CIRCUIT IN SYSTEM. OTHER BRANCH CIRCUITS SHALL HAVE LOWER DESIGN CURRENT THAN THE ONE SHOWN. IN ADDITION, VOLTAGE DROP CALCULATIONS FROM PANELS TO THE COMBINER BOX SHALL BE SHOWN IN A SIMILAR FASHION
5. ALL CONDUCTORS ARE SIZED BASED ON NEC 2020 ARTICLE 310
6. ALL EQUIPMENT INSTALLED IS RATED AT 75°C
7. INVERTER NOC (NOMINAL OPEN CURRENT) OBTAINED FROM EQUIPMENT DATASHEET
8. CONTRACTOR SHALL BE RESPONSIBLE FOR COMPLYING WITH ALL LOCAL AND NATIONAL CODE REQUIREMENTS.
9. EACH MODULE MUST BE GROUNDED ACCORDING TO USER INSTRUCTIONS
10. ALL EQUIPMENT SHALL BE LISTED PER NEC 690.4(B)
11. PER NEC 690.13, 690.15, PROVIDE A WARNING SIGN AT ALL LOCATIONS WHERE TERMINALS OF THE DISCONNECTING MEANS MAY BE ENERGIZED IN THE OPEN POSITION> SIGN SHALL READ *WARNING - ELECTRIC SHOCK HAZARD - DO NOT TOUCH TERMINALS - OR EQUIVALENT.
12. PER NEC 705.10, PROVIDE A PERMANENT PLAQUE OR DIRECTORY SHOWING ALL ELECTRIC POWER SOURCES ON THE PREMISES AT SERVICE ENTRANCE.
13. INTERCONNECTION METHOD SHALL COMPLY WITH NEC 705.12
14. AND OPTION FOR A SINGLE CIRCUIT BRANCH TO BE SPLIT INTO TWO SUB-CIRCUIT BRANCHES IS ACCEPTABLE.
15. ALL CONDUCTORS MUST BE COPPER.
16. NEUTRAL AND EQUIPMENT GROUNDING CONDUCTOR BONDED AS PER NEC 250.24(C).
17. EQUIPMENT GROUNDING CONDUCTOR IS CONNECTED TO A GROUNDING ELECTRODE SYSTEM PER 250.54(D).
18. FUSES FOR PV DISCONNECT HAVE AIC RATINGS OF 200KA AC AND 20KA DC.
19. SUPPLY SIDE CONNECTION SHALL BE MADE USING ILSCO INSULATION PIERCING CONNECTORS (IPC). MAKE, MODEL, AND RATING OF INTERCONNECTION CAN BE SEEN ON TABLE 1 BELOW.
20. METHOD OF INTERCONNECTION CAN BE SEEN IN FIGURE 1.
21. UTILITY HAS 24-HR UNRESTRICTED ACCESS TO ALL PHOTOVOLTAIC SYSTEM COMPONENTS LOCATED AT THE SERVICE ENTRANCE.

22. WORKING CLEARANCES AROUND THE EXISTING AND NEW ELECTRICAL EQUIPMENT WILL BE MAINTAINED IN ACCORDANCE WITH NEC ARTICLE 110.26.
23. CONDUCTORS EXPOSED TO SUNLIGHT SHALL BE LISTED AS SUNLIGHT RESISTANT PER NEC ARTICLE 300.6 (C)(1) AND ARTICLE 310.8 (D).
24. CONDUCTORS EXPOSED TO WET LOCATIONS SHALL BE SUITABLE FOR USE IN WET LOCATIONS PER NEC ARTICLE 310.10 (C).
25. TOTAL AREA OF ALL CONDUCTORS, SPLICES, AND TAPS INSTALLED AT ANY CROSS SECTION OF THE WIRING DOES NOT EXCEED 75% OF THE CROSS SECTIONAL AREA OF THE SPACE. NEC 312.8(A)(2).
26. SYSTEM IS CONSIDERED AN AC MODULE SYSTEM. NO DC CONDUCTORS ARE PRESENT IN CONDUIT, COMBINER, JUNCTION BOX, DISCONNECT. AND COMPLIES WITH 690.6 - NO DC DISCONNECT AND ASSOCIATED DC LABELING ARE REQUIRED.
27. SYSTEM COMPLIES WITH 690.12 RAPID SHUTDOWN AND ASSOCIATED LABELING AS PER 690.56(C). AC VOLTAGE AND SYSTEM OPERATING CURRENT SHALL BE PROVIDED 690.51.
28. CONDUCTORS IN CONDUIT ARE AC CONDUCTORS BRANCH CIRCUITS AND NOT PV SOURCE CIRCUITS. 690.6.
29. ALL GROUNDING SHALL COMPLY WITH 690.47(A) IN THAT THE AC MODULES WILL COMPLY WITH 250.64.
30. NO TERMINALS SHALL BE ENERGIZED IN THE OPEN POSITION IN THIS AC MODULE SYSTEM 690.13(B), 690.6.
31. WHERE APPLICABLE: INTERCONNECTION SHALL COMPLY WITH 705.11(A) THROUGH (E) OR 705.12(B) THROUGH (E)
32. ALL WARNING SIGN(S) OR LABEL(S) SHALL COMPLY WITH 2020 NEC ARTICLE 110.21(B). LABEL WARNINGS SHALL ADEQUATELY WARN OF THE HAZARD. LABELS SHALL BE PERMANENTLY AFFIXED TO THE EQUIPMENT, AND LABELS REQUIRED SHALL BE SUITABLE FOR THE ENVIRONMENT.
33. PV POWER CIRCUIT LABELS SHALL APPEAR ON EVERY SECTION OF THE WIRING SYSTEM THAT IS SEPARATED BY ENCLOSURES, WALLS, PARTITIONS, CEILINGS, OR FLOORS.

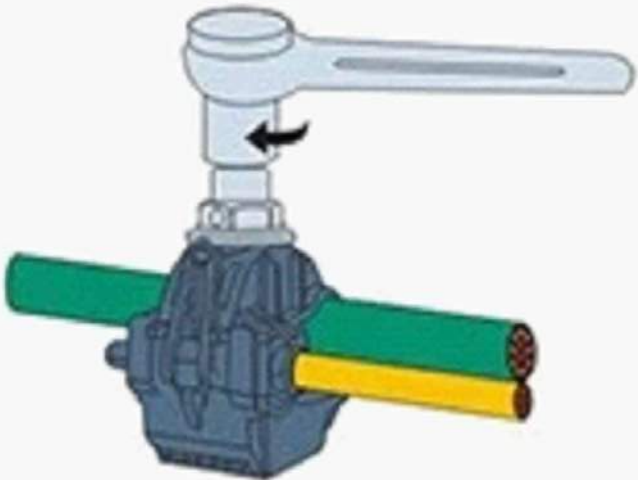
TABLE 1:

MAKE	MODEL	VOLTAGE RATING	CONDUCTOR RANGE MAIN	CONDUCTOR RANGE TAP
ILSCO	IPC 4006	600 V	4/0-4 AWG	6-14 AWG
ILSCO	IPC 4020	600 V	4/0-2 AWG	2/0-6 AWG

INSTRUCTIONS FOR LINE TAPS


FIGURE 1:

1. ADJUST THE CONNECTOR NUT TO SUITABLE LOCATION
2. PUT THE BRANCH WIRE INTO THE CAP SHEATH FULLY
3. INSERT THE MAIN WIRE, IF THERE ARE TWO LAYS OF INSULATED LAY IN THE MAIN CABLE, SHOULD STRIP A CERTAIN LENGTH OF THE FIRST INSULATED LAY FROM INSERTED END
4. TURN THE NUT BY HAND, AND FIX THE CONNECTOR IN SUITABLE LOCATION.
5. SCREW THE NUT WITH THE SLEEVE SPANNER.
6. SCREW THE NUT CONTINUALLY UNTIL THE TOP PART IS CRACKED AND DROPPED DOWN



PRO CUSTOM SOLAR LLC D.B.A. MOMENTUM SOLAR
325 HIGH STREET, METUCHEN, NJ 08840
(732) 902-6224
MOMENTUMSOLAR.COM

PROFESSIONAL
ENGINEERING



Digitally signed by Mina A Makar. Reason: Digitally signed by Mina A Makar. Reason: This item has been electronically signed and sealed by Mina A Makar, PE 86753, COA # 33404] on the Date and Time Stamp shown. This is a digital signature. Printed copies of this document are not considered signed and sealed and the signature must be verified on any electronic copies. Printed copies of this document are not considered signed and sealed and the signature must be verified on any electronic copies. Date: 2024.11.20 06:11:35 -05:00

SOLAR CONTRACTOR

CAMERON CHRISTENSEN
CERTIFIED SOLAR CONTRACTOR LICENSE NUMBER: CVC57036
MOMENTUM SOLAR
5728 MAJOR BLVD. SUITE 307, ORLANDO FL. 32819

CUSTOMER INFORMATION

RANDELL DUTTON - MS161074
200 SOUTHWEST ORANGE BLOSSOM COURT
LAKE CITY, FL 32025

PV SYSTEM INFORMATION

SYSTEM SIZE (DC): 7.38 KW
18 MODULES: HANWHA Q.PEAK DUO BLK ML-G10+ 410
18 INVERTERS: ENPHASE IQ8PLUS-72-2-US













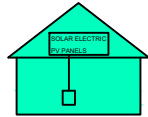




ESS CAPACITY: 20.16 KWH
2x ENPHASE ENCHARGE 10


PROJECT INFORMATION

INITIAL	DATE: 11/20/2024	DESIGNER: KJL
REV:	DATE:	DESIGNER:
REV:	DATE:	DESIGNER:

ELECTRICAL CONT.

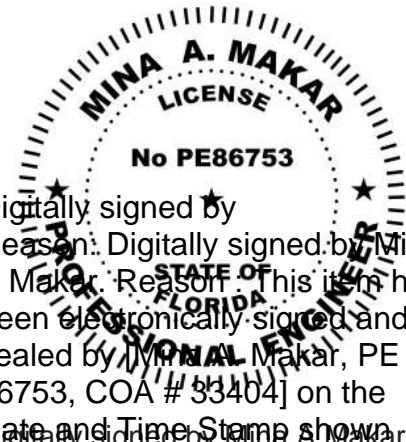
PV-3.1

ALL WARNING SIGN(S) OR LABEL(S) SHALL COMPLY WITH NEC ARTICLE 110.21(B). LABEL WARNINGS SHALL ADEQUATELY WARN OF THE HAZARD. LABELS SHALL BE PERMANENTLY AFFIXED TO THE EQUIPMENT, AND LABELS REQUIRED SHALL BE SUITABLE FOR THE ENVIRONMENT.							
TAG	LABEL		QUANTITY	LOCATION	NOTE	EXAMPLES	
○	<div>⚠ CAUTION</div> <div>AC SOLAR VOLTAGE</div>		12	AC CONDUITS	1 AT EVERY SEPARATION BY ENCLOSURES / WALLS / PARTITIONS / CEILINGS / FLOORS <u>OR</u> NO MORE THAN 10'	<div></div> <div></div> <div></div> <div></div>	
○	<div>WARNING: PHOTOVOLTAIC POWER SOURCE</div>	<div>PHOTOVOLTAIC SYSTEM EQUIPPED WITH RAPID SHUTDOWN</div>	1	COMBINER BOX	1 AT ANY COMBINER BOX	<div></div>	
○	<div>⚠ WARNING</div> <div>ELECTRICAL SHOCK HAZARD TERMINALS ON BOTH LINE AND LOAD SIDES MAY BE ENERGIZED IN THE OPEN POSITION</div>		1	JUNCTION BOX	1 AT ANY JUNCTION BOX	<div></div>	
○	<div>PHOTOVOLTAIC SYSTEM ⚠ AC DISCONNECT ⚠ RATED AC OUTPUT CURRENT 21.78 A NOMINAL OPERATING AC VOLTAGE 240 V</div>	<div>⚠ WARNING</div> <div>ELECTRICAL SHOCK HAZARD TERMINALS ON BOTH LINE AND LOAD SIDES MAY BE ENERGIZED IN THE OPEN POSITION</div>	1	AC DISCONNECT (RSD SWITCH)	1 OF EACH AT FUSED AC DISCONNECT COMPLETE VOLTAGE AND CURRENT VALUES ON DISCONNECT LABEL	<div></div> <div></div>	
○	<div>⚠ CAUTION</div> <div>POWER TO THIS SERVICE IS ALSO SUPPLIED FROM ON-SITE SOLAR GENERATION AC SYSTEM DISCONNECT</div>	<div>RAPID SHUTDOWN SWITCH FOR SOLAR PV SYSTEM</div> <div>PHOTOVOLTAIC SYSTEM INSTALLED BY MOMENTUM SOLAR 3096 B HAMILTON BLVD S. PLAINFIELD, NJ 07080 PHONE NUMBER: 732-902-6224</div>				<div></div> <div></div>	
○	<div>⚠ WARNING</div> <div>DUAL POWER SUPPLY SECOND SOURCE IS PHOTOVOLTAIC SYSTEM</div>	<div>REVENUE METER</div>	1	UTILITY METER	1 AT UTILITY METER	<div></div> <div></div>	
○	<div>EMERGENCY RESPONDER THIS SOLAR PV SYSTEM EQUIPPED WITH RAPID SHUTDOWN</div> <div>TURN RAPID SHUTDOWN SWITCH TO THE "OFF" POSITION TO SHUT DOWN ENTIRE PV SYSTEM  SECTIONS OF THE PV SYSTEM THAT ARE SHUT DOWN WHEN THE RAPID SHUTDOWN SWITCH IS OPERATED SECTIONS OF THE PV SYSTEM THAT ARE NOT SHUT DOWN WHEN THE RAPID SHUTDOWN SWITCH IS OPERATED</div>	<div>⚠ WARNING</div> <div>DUAL POWER SUPPLY SECOND SOURCE IS PHOTOVOLTAIC SYSTEM</div>	1	INTERCONNECTION POINT	1 OF EACH AT BUILDING INTERCONNECTION POINT	<div></div> <div></div>	
○	<div>⚠ WARNING</div> <div>POWER SOURCE OUTPUT CONNECTION. DO NOT RELOCATE THIS OVERCURRENT DEVICE</div>		1	BACKFEED PANEL			
○	<div>NOMINAL OPERATING AC VOLTAGE : 240V NOMINAL OPERATING AC FREQUENCY : 60HZ MAXIMUM AC POWER : VA MAXIMUM AC CURRENT : A MAXIMUM OVERCURRENT DEVICE RATING FOR AC MODULE PROTECTION : 20A</div>		1	AC CURRENT PV MODULES		<div></div> <div></div>	



PRO CUSTOM SOLAR LLC D.B.A. MOMENTUM SOLAR
325 HIGH STREET, METUCHEN, NJ 08840
(732) 902-6224
MOMENTUMSOLAR.COM

PROFESSIONAL ENGINEERING



Digitally signed by Reason: Digitally signed by Mina A Makar. Reason: This item has been electronically signed and sealed by MINA A Makar, PE 86753, COA # 33404] on the Date and Time Stamp shown using a digital signature. Printed copies of this document are not considered signed and sealed and the signature must be verified on any electronic copies
Printed copies of this document are not considered signed and sealed and the signature must be verified on any electronic copies
Date: 2024.11.20 06:11:35 -05:00

SOLAR CONTRACTOR
CAMERON CHRISTENSEN
CERTIFIED SOLAR CONTRACTOR LICENSE NUMBER: CVCS7036
MOMENTUM SOLAR
5728 MAJOR BLVD. SUITE 307, ORLANDO FL. 32819

CUSTOMER INFORMATION
RANDELL DUTTON - MS161074
200 SOUTHWEST ORANGE BLOSSOM COURT
LAKE CITY, FL 32025
9046541874

PV SYSTEM INFORMATION
SYSTEM SIZE (DC): 7.38 KW
18 MODULES: HANWHA Q.PEAK DUO BLK ML-G10+ 410
18 INVERTERS: ENPHASE IQ8PLUS-72-2-US

ESS CAPACITY: 20.16 KWH
2x ENPHASE ENCHARGE 10

PROJECT INFORMATION

INITIAL	DATE: 11/20/2024	DESIGNER: KJL
REV:	DATE:	DESIGNER:
REV:	DATE:	DESIGNER:

EQUIPMENT LABELS

PV-3.2

LABEL	QUANTITY	LOCATION	NOTE
ENERGY STORAGE SYSTEM ENPHASE ENCHARGE 3 / 10 LITHIUM IRON PHOSPHATE INTEGRATED AC BATTERY	1	BATTERY MODULE	1 AT EACH BATTERY MODULE USED
<div><div><div><div>⚠️WARNING</div><div>THREE POWER SOURCES FIRST SOURCE IS UTILITY GRID, SECOND SOURCE IS PV SYSTEM, THIRD SOURCE IS AC BATTERY</div></div><div>NOMINAL ESS AC VOLTAGE: 240V MAXIMUM AVAILABLE SHORT CIRCUIT CURRENT: 15.9A DATE CALCULATION PERFORMED: 4/7/2021</div></div><div><div>CAUTION: MULTIPLE SOURCES OF POWER</div><div>POWER TO THIS BUILDING IS ALSO SUPPLIED FROM THE FOLLOWING SOURCES WITH DISCONNECTING MEANS LOCATED AS SHOWN</div><div><div><div><div><div></div><div></div><div></div><div></div><div></div></div><div><div></div><div></div><div></div><div></div><div></div></div><div><div></div><div></div><div></div><div></div><div></div></div><div><div></div><div></div><div></div><div></div><div></div></div></div><div><div>PV AC DISCONNECT - RSD SWITCH PV COMBINER BOX UTILITY METER MAIN SERVICE PANEL SMART SWITCH ESS AC DISCONNECT ENPHASE ENCHARGE 10</div><div>SUB PANEL BACKUP LOAD CENTER</div><div>SOLAR ARRAY MICROINVERTER ON ROOF</div></div><div></div></div></div></div></div>	1	SMART SWITCH	1 AT EACH SMART SWITCH USED
ENERGY STORAGE SYSTEM DISCONNECT	1	ESS AC DISCONNECT	1 AT EACH ESS AC DISCONNECT USED

VOLTAGE DROP CALCULATIONS							
FORMULA USED PER NEC HANDBOOK 215.2(A)(4) WHERE APPLICABLE							
WIRE RUN	V _{mp}	I _{mp}	R	L (FT)	V _o	% V _o	WIRE SIZE
BRANCH TO J-BOX	240.00	13.31	1.98	72.42	3.817	1.59%	12 AWG
J-BOX TO LOAD CENTER	240.00	21.78	1.24	50.00	2.701	1.13%	10 AWG
LOAD CENTER TO AC DISCONNECT	240.00	27.225	0.778	3.00	0.127	0.05%	08 AWG
AC DISCONNECT TO INTERCONNECTION	240.00	27.225	0.491	10.00	0.267	0.11%	06 AWG

PV MODULE RATINGS		
MODULE MAKE	HANWHA	
MODEL	HANWHA Q.PEAK DUO BLK ML-G10+ 410	
MAX POWER	410W	
OPEN CIRCUIT VOLTAGE	45.37V	
MPP VOLTAGE	37.64V	
SHORT CIRCUIT CURRENT	11.2A	
MPP CURRENT	10.89A	
NUMBER OF MODULES	18	
UL1703 COMPLIANT	YES	

INVERTER RATINGS		
INVERTER MAKE	ENPHASE	
MODEL	IQ8PLUS-72-2- US	
MAX OUTPUT POWER	290W	
OPEN DC VOLTAGE	60V	
NOMINAL AC VOLTAGE	240V	
MAX AC CURRENT	1.21A	
CEC INVERTER EFFICIENCY	97%	
NUMBER OF INVERTERS	18	
UL1703 COMPLIANT	YES	

SUB PANEL BREAKER SIZE	# OF MODULES	PV BREAKER PER BRANCH
	UP TO 16	20A

momentum
SOLAR

PRO CUSTOM SOLAR LLC D.B.A. MOMENTUM SOLAR
325 HIGH STREET, METUCHEN, NJ 08840
(732) 902-6224
MOMENTUMSOLAR.COM

PROFESSIONAL
ENGINEERING

MINA A. MAKAR

LICENSE

No PE86753

STATE OF FLORIDA

PROFESSIONAL ENGINEER

Digitally signed by Reason: Digitally signed by Mina A Makar Reason: This item has been electronically signed and sealed by [Mina A Makar, PE 86753, COA # 53404] on the Date and Time Stamp shown below using my electronic signature.

Printed copies of this document are not considered signed and sealed unless they are printed, signed and sealed manually. The date must be verified on any electronic copies

Printed copies of this document are not considered signed and sealed and the signature must be verified on any electronic copies

Date: 2024.11.20 06:11:35 -05:00

SOLAR CONTRACTORCAMERON CHRISTENSENCERTIFIED SOLAR CONTRACTOR LICENSE NUMBER: CVC57036MOMENTUM SOLAR5728 MAJOR BLVD. SUITE 307, ORLANDO FL. 32819

CUSTOMER INFORMATIONRANDELL DUTTON - MS161074200 SOUTHWEST ORANGE BLOSSOM COURT LAKE CITY, FL 32025

PV SYSTEM INFORMATIONSYSTEM SIZE (DC): 7.38 KW18 MODULES: HANWHA Q.PEAK DUO BLK ML-G10+ 41018 INVERTERS: ENPHASE IQ8PLUS-72-2-US

ESS CAPACITY: 20.16 KWH
2x ENPHASE ENCHARGE 10

PROJECT INFORMATIONINITIAL DATE: 11/20/2024 DESIGNER: KJLREV: DATE: DESIGNER:REV: DATE: DESIGNER:

EQUIPMENT LABELSPV-3.3