

PERMIT WORKSHEET

page 1 of 2

PERMIT NUMBER

Installer Ernest Scott Johnson License # IH-1025249

Installer Mobile Phone # 352-494-8099

Address of home being installed 183 SW Embassy Circle
Lake City, FL 32024

Manufacturer ScotBilt Length x width 76X28

NOTE: if home is a single wide fill out one half of the blocking plan
if home is a triple or quad wide sketch in remainder of home

I understand Lateral Arm Systems cannot be used on any home (new or used)
where the sidewall ties exceed 5 ft 4 in.

Installer's initials ESJ

New Home ☒ Used Home ☐

Home installed to the Manufacturer's Installation Manual ☐

Home is installed in accordance with Rule 15-C ☐

Single wide ☐ Wind Zone II ☒ Wind Zone III ☐

Double wide ☐ Installation Decal # 85890

Triple/Quad ☐ Serial # SBH6A 12113914 AB

Roof System: ☒ Typical ☐ Hinged

PIER SPACING TABLE FOR USED HOMES

Load bearing capacity	Footer size (sq in)	16" x 16" (256)	18 1/2" x 18 1/2" (342)	20" x 20" (400)	22" x 22" (484)*	24" x 24" (576)*	26" x 26" (676)
1000 psf		3'	4'	5'	6'	7'	8'
1500 psf		4' 6"	6'	7'	8'	8'	8'
2000 psf		6'	8'	8'	8'	8'	8'
2500 psf		7' 6"	8'	8'	8'	8'	8'
3000 psf		8'	8'	8'	8'	8'	8'
3500 psf		8'	8'	8'	8'	8'	8'

* interpolated from Rule 15C-1 pier spacing table.

PIER PAD SIZES

I-beam pier pad size 23X31 6.6

Perimeter pier pad size Oliver 1055-11 OR 16X18

Other pier pad sizes (required by the mfg.)

Draw the approximate locations of marriage wall openings 4 foot or greater. Use this symbol to show the piers.

List all marriage wall openings greater than 4 foot and their pier pad sizes below.

POPULAR PAD SIZES

Pad Size	Sq In
16 x 16	256
16 x 18	288
18.5 x 18.5	342
16 x 22.5	360
17 x 22	374
13 1/4 x 26 1/4	348
20 x 20	400
17 3/16 x 25 3/16	441
17 1/2 x 25 1/2	446
24 x 24	576
26 x 26	676

ANCHORS

4 ft 1 5 ft 1

FRAME TIES

within 2' of end of home spaced at 5' 4" oc 1

OTHER TIES

	Number
Sidewall	<u>40</u>
Longitudinal	<u>0</u>
Marriage wall	<u>12</u>
Shearwall	<u>2</u>

TIEDOWN COMPONENTS

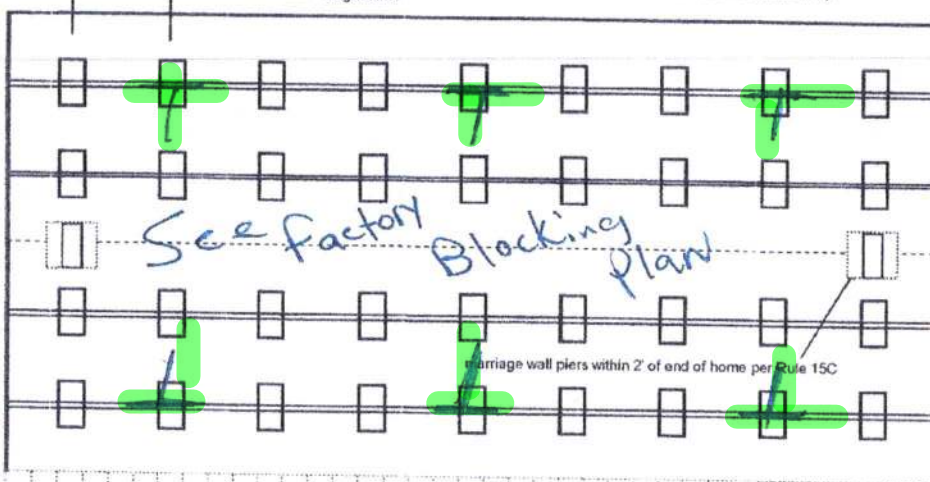
Longitudinal Stabilizing Device (LSD)

Manufacturer

Longitudinal Stabilizing Device w/ Lateral Arms

Manufacturer Oliver 1101V

Typical pier spacing 6'6"
2' 6'6"
lateral
longitudinal
Show locations of Longitudinal and Lateral Systems (use dark lines to show these locations)



Anthony Islam

11-30-2021

PERMIT NUMBER

PERMIT WORKSHEET

page 2 of 2

POCKET PENETROMETER TEST

The pocket penetrometer tests are rounded down to _____ psf or check here to declare 1000 lb. soil without testing.

x 1000 x 1000 x 1000

POCKET PENETROMETER TESTING METHOD

1. Test the perimeter of the home at 6 locations.
2. Take the reading at the depth of the footer.
3. Using 500 lb. increments, take the lowest reading and round down to that increment.



x 1000 x 1000 x 1000

TORQUE PROBE TEST

The results of the torque probe test is _____ inch pounds or check here if you are declaring 5' anchors without testing _____. A test showing 275 inch pounds or less will require 5 foot anchors.

Note: A state approved lateral arm system is being used and 4 ft. anchors are allowed at the sidewall locations. I understand 5 ft anchors are required at all centerline tie points where the torque test reading is 275 or less and where the mobile home manufacturer may requires anchors with 4000 lb holding capacity.

Installer's initials EG

ALL TESTS MUST BE PERFORMED BY A LICENSED INSTALLER

Installer Name Ernest S Johnson

Date Tested Assumed Oliver 11/01

Uses 485 foot Anchors Both

Electrical

Connect electrical conductors between multi-wide units, but not to the main power source. This includes the bonding wire between multi-wide units. Pg. _____

Plumbing

Connect all sewer drains to an existing sewer tap or septic tank. Pg. _____

Connect all potable water supply piping to an existing water meter, water tap, or other independent water supply systems. Pg. _____

Site Preparation

Debris and organic material removed _____
Water drainage: Natural _____ Swale _____ Pad Other _____

Fastening multi wide units

Floor: Type Fastener: lags Length: 7 Spacing: 20
Walls: Type Fastener: lags Length: 7 Spacing: 10
Roof: Type Fastener: lags Length: 7 Spacing: 20
For used homes a min. 30 gauge, 8" wide, galvanized metal strip will be centered over the peak of the roof and fastened with galv. roofing nails at 2" on center on both sides of the centerline.

Gasket (weatherproofing requirement)

I understand a properly installed gasket is a requirement of all new and used homes and that condensation, mold, mildew and buckled marriage walls are a result of a poorly installed or no gasket being installed. I understand a strip of tape will not serve as a gasket.

Installer's initials EG

Type gasket Pg. R11

Installed:
Between Floors Yes
Between Walls Yes
Bottom of ridgebeam Yes

Weatherproofing

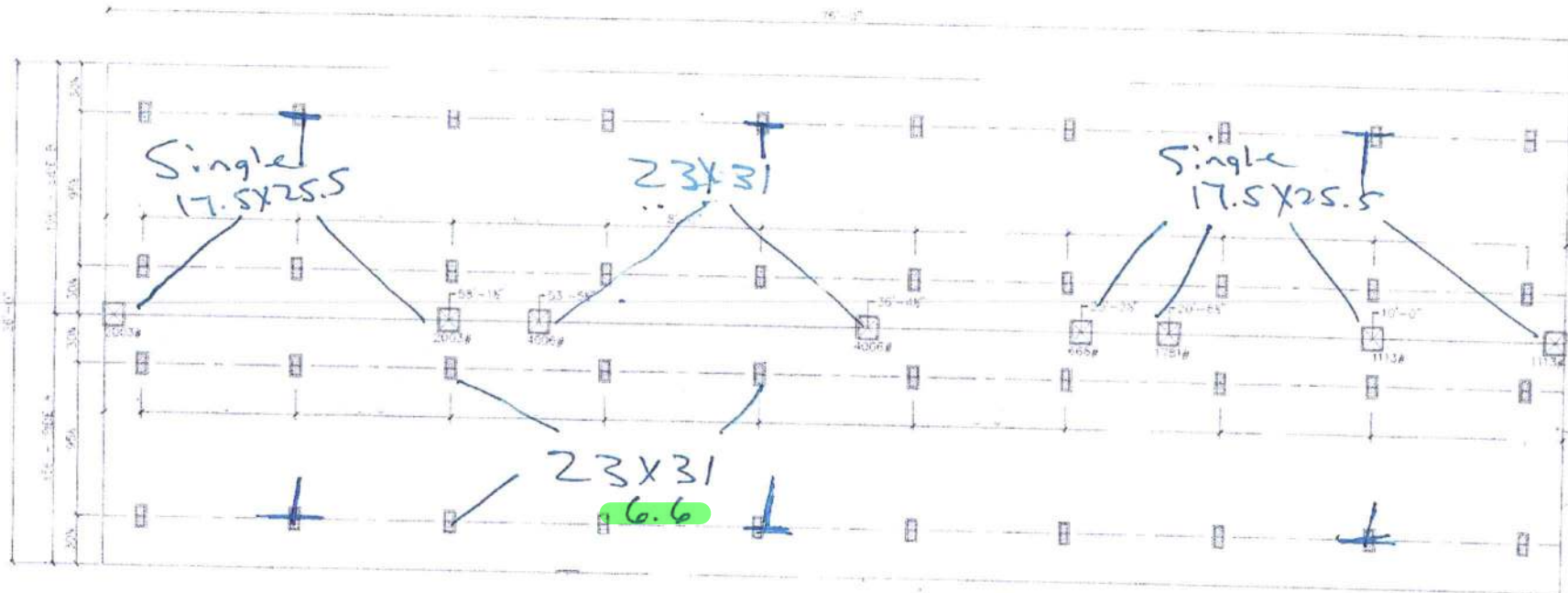
The bottomboard will be repaired and/or taped. Yes Pg.
Siding on units is installed to manufacturer's specifications. Yes
Fireplace chimney installed so as not to allow intrusion of rain water. Yes

Miscellaneous

Skirting to be installed. Yes No
Dryer vent installed outside of skirting. Yes N/A
Range downflow vent installed outside of skirting. Yes N/A
Drain lines supported at 4 foot intervals. Yes
Electrical crossovers protected. Yes
Other: _____

Installer verifies all information given with this permit worksheet is accurate and true based on the manufacturer's installation instructions and or Rule 15C-1 & 2

Installer Signature Ernest S Johnson Date 11/22/21



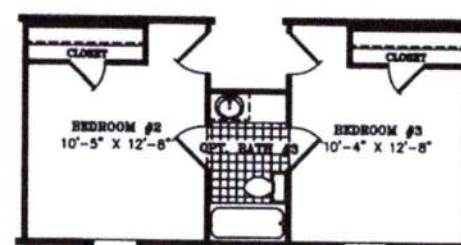
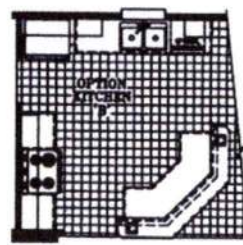
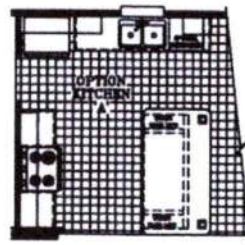
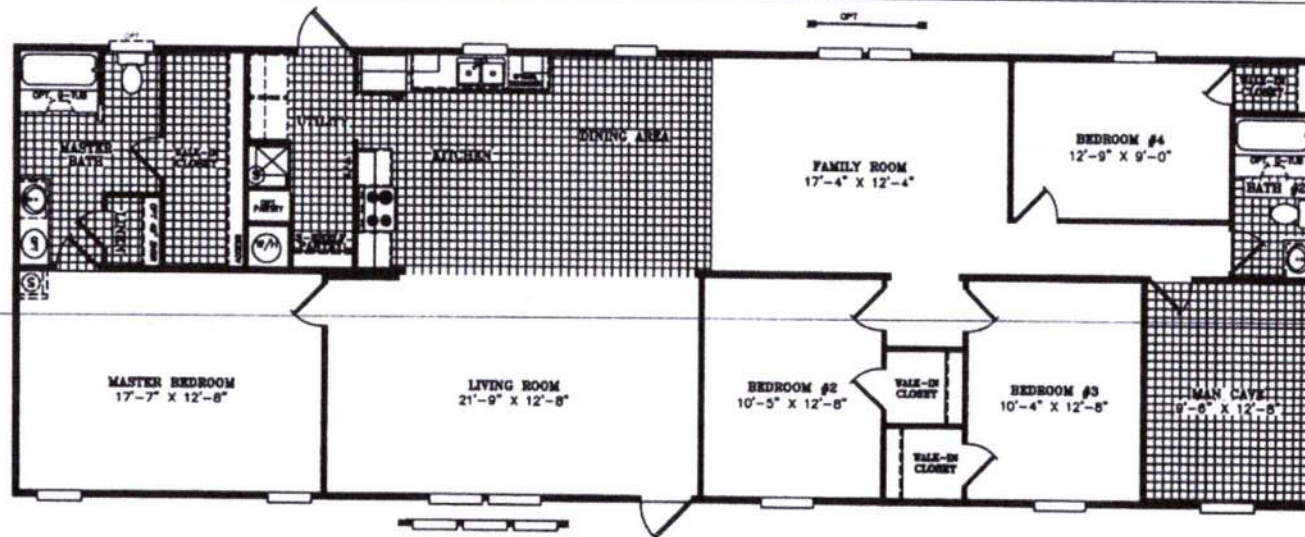
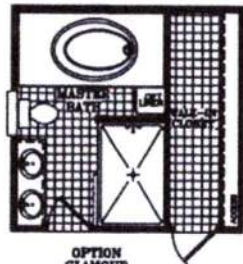
- MARRIAGE LINE OPENING SUPPORT PIER/TYP
- SUPPORT PIER/TYP

FOUNDATION NOTES:

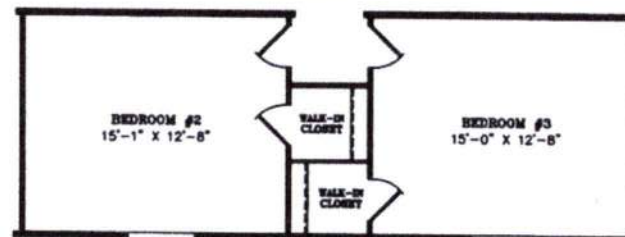
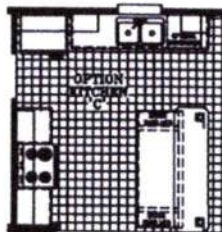
- THIS DRAWING IS DESIGNED FOR THE STANDARD WIND ZONE AND IS TO BE USED IN CONJUNCTION WITH THE INSTALLATION MANUAL AND ITS SUPPLEMENTS
- FOOTINGS ARE SHOWN FOR EXAMPLE ONLY. QUANTITY AND SPACING MAY VARY BASED ON PAL TYPE, SOIL CONDITION, ETC.
- FOOTINGS ARE REQUIRED AT SUPPORT POSTS. SEE INSTALLATION MANUAL FOR REQUIREMENTS.

DATE: 4-11-2019	AREA	TOTAL: 1,976 ft ²	UNIT SPECIFICATIONS: LEGEND EXPRESS 28' X 90' 4 or 5 BEDROOM / 2 or 3 BATH	DRAWING/MODEL NUMBER: 2876035LGX	ScotBilt HOMES, INC.
VERSION N		LIVING SPACE: 1,976 ft ²			
REFERENCE: M035		PORCH: 0 ft ²			

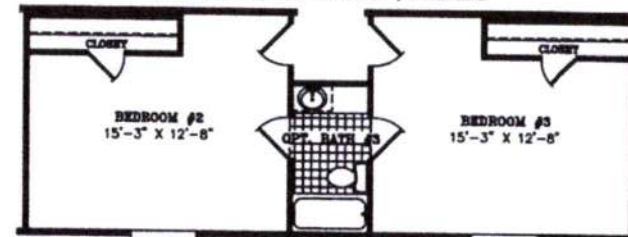
76'-0"



OPT 2ND/3RD BEDROOM W/O MANCAVE



OPT LAYOUT W/ OPT 3rd BATH W/O MANCAVE



HINGED ROOF NOT
AVAILABLE IN WZ3

DATE: 12/09/2013

VERSION N

REFERENCE: M035

AREA

TOTAL: 1,976 ft²LIVING SPACE: 1,976 ft²PORCH: 0 ft²

UNIT SPECIFICATIONS:

LEGEND EXPRESS

28' x 80'
4 or 5 BEDROOM / 2 or 3 BATH

DRAWING/MODEL NUMBER:

2876035LGX

ScotBilt
HOMES, INC.