

PERMIT APPLICATION / MANUFACTURED HOME INSTALLATION APPLICATION

For Office Use Only

(Revised 7-1-15)

Zoning Official _____

Building Official _____

AP# _____

Date Received _____

By _____

Permit # _____

Flood Zone _____

Development Permit _____

Zoning _____

Land Use Plan Map Category _____

Comments _____

FEMA Map# _____

Elevation _____

Finished Floor _____

River _____

In Floodway _____

☐ Recorded Deed or ☐ Property Appraiser PO ☐ Site Plan ☐ EH # _____ ☐ Well letter OR

☐ Existing well ☐ Land Owner Affidavit ☐ Installer Authorization ☐ FW Comp. letter ☐ App Fee Paid

☐ DOT Approval ☐ Parent Parcel # _____ ☐ STUP-MH _____ ☐ 911 App

☐ Ellisville Water Sys ☐ Assessment _____ ☐ Out County ☐ In County ☐ Sub VF Form

Property ID # 2845-16-03231-011

Subdivision _____

Lot# _____

▪ New Mobile Home ☒ Used Mobile Home _____ MH Size 56x28 Year 2023

▪ Applicant Kim Haan Phone # 386-688-2345

▪ Address 1154 NW Noegel Rd Lake City 32055

▪ Name of Property Owner Joan Williams Phone# 386-466-9298

▪ 911 Address 385 SW Sumac Ln Lake City FL 32024

▪ Circle the correct power company - FL Power & Light - Clay Electric
(Circle One) - Suwannee Valley Electric - Duke Energy

▪ Name of Owner of Mobile Home Joan Williams Phone # 386-466-9298

Address 385 SW Sumac Ln Lake City FL 32024

▪ Relationship to Property Owner Same

▪ Current Number of Dwellings on Property 1 to be removed

▪ Lot Size 10ac Total Acreage 10ac

▪ Do you : Have Existing Drive or Private Drive or need Culvert Permit or Culvert Waiver (Circle one)
(Currently using) (Blue Road Sign) (Putting in a Culvert) (Not existing but do not need a Culvert)

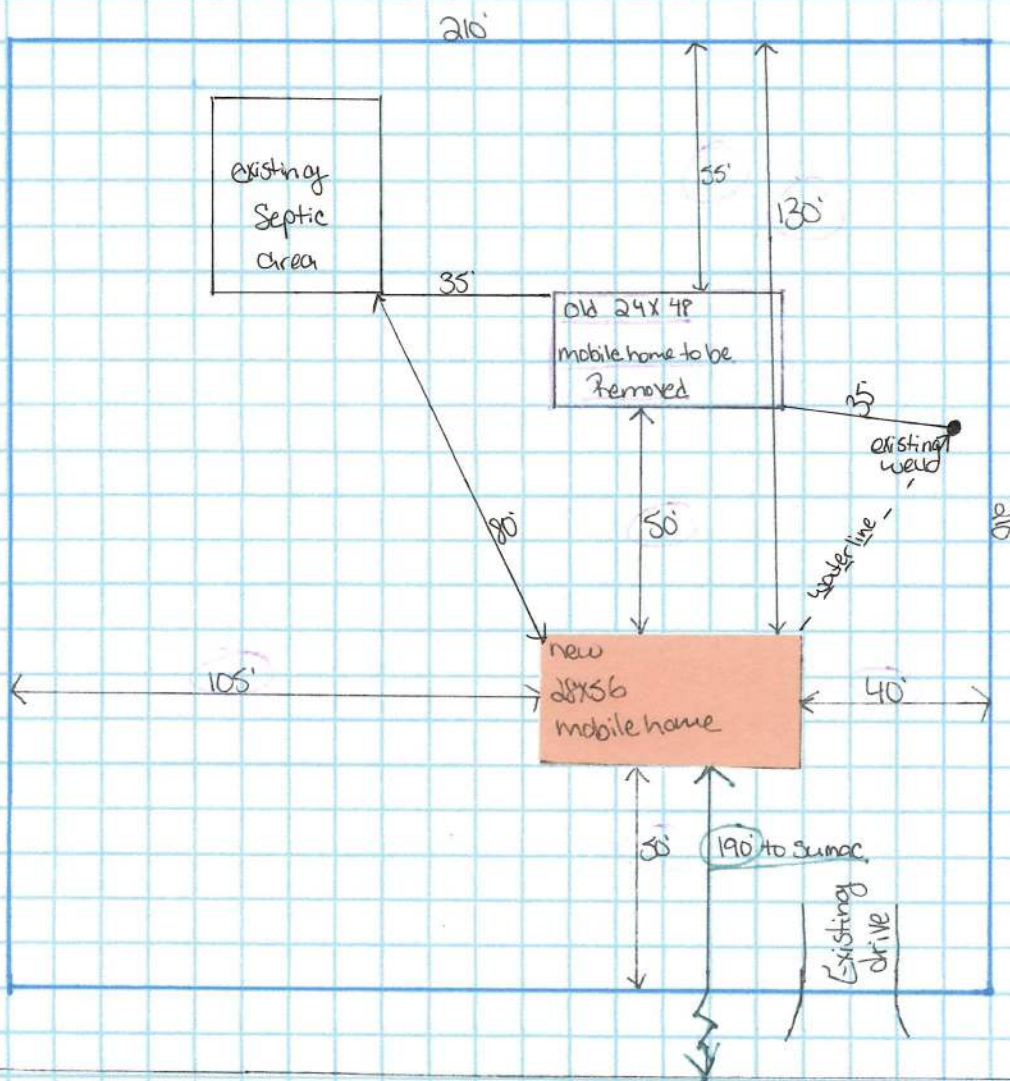
▪ Is this Mobile Home Replacing an Existing Mobile Home yes

▪ Driving Directions to the Property 47 to King TR on SW Eric Ter,
TL on Sumac, property on right 500th

▪ Name of Licensed Dealer/Installer Ernest Scott Johnson Phone # 352 494 8099

▪ Installers Address 22204 SE US Hwy 301

▪ License Number JH-1025249 Installation Decal # 5415



Joan Williams
1 of 10 ac.

28-45-16-03231-011

385 SW Sumac Ln

Lake City FL 32024

Drawn by Kim Hoan
Kynlee Hoan
6-20-22

1" = 40'



Columbia County Property Appraiser Jeff Hampton | Lake City, Florida | 386-758-1083

PARCEL: 28-4S-16-03231-011 (15943) | MOBILE HOME (0200) | 10 AC
SE1/4 OF NW1/4 OF SE1/4, 831-804, LE 1295-1876,

NOTES:

Owner: WILLIAMS JOAN V		2022 Working Values	
Site: 385 SW SUMAC LN, LAKE CITY	385 SW SUMAC LN	Mkt Lnd	\$80,000
	LAKE CITY, FL 32024	Ag Lnd	\$0
		Bldg	\$17,379
		XFOB	\$4,650
Sales Info	6/3/2015 \$100 I (U)	Just	\$102,029
	11/26/1996 \$30,000 V (Q)		
		Total Taxable	
		Appraised	\$102,029
		Assessed	\$67,432
		Exempt	\$42,432
		county:	\$25,000
		city:	\$0
		other:	\$0
		school:	\$42,432

Columbia County, FL

This information, was derived from data which was compiled by the Columbia County Property Appraiser Office solely for the governmental purpose of property assessment. This information should not be relied upon by anyone as a determination of the ownership of property or market value. No warranties, expressed or implied, are provided for the accuracy of the data herein, it's use, or it's interpretation. Although it is periodically updated, this information may not reflect the data currently on file in the Property Appraiser's office.

GrizzlyLogic.com

Mobile Home Permit Worksheet

Application Number: _____

Date: _____

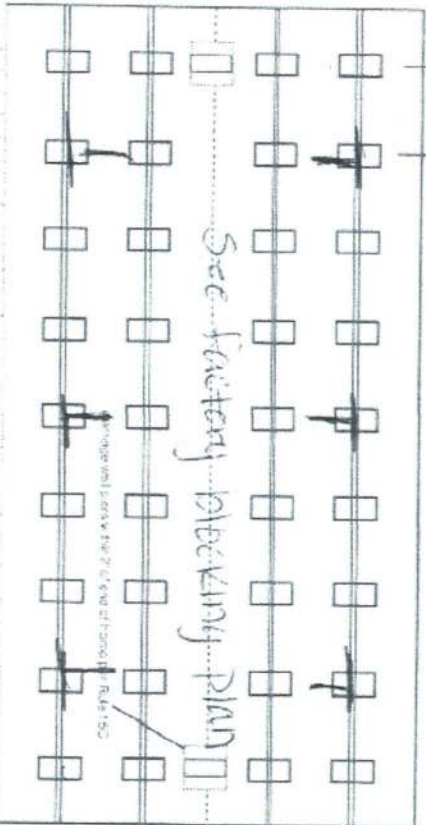
Installer: Ernest S. Johnson License # EH1025249
 Address of home being installed: 385 S. Sunnyside Ln
Lake City FL 32055

Manufacturer: Scotchbilt Length x width: 56' x 28'

NOTE: If home is a single wide fill out one half of the blocking plan. If home is a triple or quad wide sketch in remainder of home. Understand Lateral Arm Systems cannot be used on any home (new or used) where the sidewall has exceeded 5 ft 4 in.

Installer's initials: ES

Typical pier spacing: 2'
 Show locations of Longitudinal and Lateral Systems (use dark lines to show these locations)



New Home ☒ Used Home ☐

Home installed to the Manufacturer's Installation Manual ☐

Home is installed in accordance with Rule 15-C ☐

Single wide ☐ Wind Zone II ☒ Wind Zone III ☐

Double wide ☒ Installation Detail # 90724

Triple/Quad ☐ Serial # _____

PIER SPACING TABLE FOR USED HOMES

Load bearing capacity (sq. ft.)	16' x 16' (256)	18' 1/2" x 18' (342)	20' x 20' (400)	22' x 22' (484)	24' x 24' (576)	26' x 26' (676)
1000 psf	3'	4'	5'	6'	7'	8'
1500 psf	4'	6'	7'	8'	9'	10'
2000 psf	6'	8'	9'	10'	11'	12'
2500 psf	7'	9'	10'	11'	12'	13'
3000 psf	8'	10'	11'	12'	13'	14'
3500 psf	8'	10'	11'	12'	13'	14'

*Interpolated from Rule 15-C-1 Pier spacing table.

PIER PAD SIZES

I-beam pier pad size: 23' x 31' 7"
 Oliver 1055-11 or 17.5' x 25.5'

Other pier pad sizes (required by the mfg.): _____

Draw the approximate locations of marriage wall openings 4 foot or greater. Use this symbol to show the piers.

List all marriage wall openings greater than 4 foot and their pier pad sizes below.

POPULAR PAD SIZES

Pad Size	Sq. ft.
16 x 16	256
16 x 18	288
18.5 x 18.5	342
16 x 22.5	360
17 x 22	374
13 1/4 x 26 1/4	348
20 x 20	400
17 3/16 x 25 3/16	441
17 1/2 x 25 1/2	446
24 x 24	576
26 x 26	676

ANCHORS

4 ft 5 ft

FRAME TIES

within 2' of end of home spaced at 5' 4" oc

OTHER TIES

Longitudinal Stabilizing Device (LSD) Number: 20
 Manufacturer: _____
 Longitudinal Stabilizing Device w/ Lateral Arms
 Manufacturer: _____

Mobile Home Permit Worksheet

Application Number: _____

Date: _____

POCKET PENETROMETER TEST

The pocket penetrometer tests are rounded down to _____ psi or check here to declare 1000 lb. soil without testing.

x 1000 x 1000 x 1000

POCKET PENETROMETER TESTING METHOD

1. Test the perimeter of the home at 6 locations.
2. Take the reading at the depth of the footer.
3. Using 500 lb. increments, take the lowest reading and round down to that increment.

x 1000 x 1000 x 1000

TORQUE PROBE TEST

The results of the torque probe test is _____ inch pounds or check here if you are declaring 5' anchors without testing. A test showing 275 inch pounds or less will require 5 foot anchors.

Note: A state approved lateral arm system is being used and 4 ft. anchors are allowed at the sidewall locations. I understand 5 ft. anchors are required at all centerline tie points where the torque test reading is 275 or less and where the mobile home manufacturer may require anchors with 4000 lb. holding capacity.

Installer's initials

ALL TESTS MUST BE PERFORMED BY A LICENSED INSTALLER

Installer Name

Ernest S Johnson

Date Tested

Assumed Oliver 10/1/08

Electrical

Connect electrical conductors between multi-wide units, but not to the main power source. This includes the bonding wire between multi-wide units. Pg. _____

Plumbing

Connect all sewer drains to an existing sewer tap or septic tank. Pg. _____

Connect all potable water supply piping to an existing water meter, water tap, or other independent water supply systems. Pg. _____

Site Preparation

Debris and organic material removed _____
Water drainage: Natural Swale Pad Other _____

Fastening multi wide units

Floor:	Type Fastener	Length:	Spacing:
Walls:	Type Fastener	Length:	Spacing:
Roof:	Type Fastener	Length:	Spacing:

For used homes a min. 30 gauge, 8" wide, galvanized metal strip will be centered over the peak of the roof and fastened with galv. roofing nails at 2' on center on both sides of the certificate.

Gasket (weatherproofing requirement)

I understand a properly installed gasket is a requirement of all new and used homes and that condensation, mold, mildew and buckled marriage walls are a result of a poorly installed or no gasket being installed. I understand a strip of tape will not serve as a gasket.

Installer's initials

Type gasket

Factory

Installed:
Between Floors Yes ☒
Between Walls Yes ☒
Bottom of ridgebeam Yes ☒

Weatherproofing

The bottomboard will be repaired and/or taped. Yes ☒ Pg. _____
Siding on units is installed to manufacturer's specifications. Yes ☒
Fireplace chimney installed so as not to allow intrusion of rain water. Yes ☒

Miscellaneous

Skirting to be installed. Yes ☒ No ☐
Dryer vent installed outside of skirting. Yes ☒ N/A ☐
Range downflow vent installed outside of skirting. Yes ☒ N/A ☐
Drain lines supported at 4 foot intervals. Yes ☒
Electrical crossovers protected. Yes ☒
Other: _____

Installer verifies all information given with this permit worksheet is accurate and true based on the manufacturer's installation instructions and or Rule 15C-1 & 2

Installer Signature

Date

5/27/08

License Number: IH / 1025249 / 1 Name: ERNEST SCOTT JOHNSON

Order #: 5415

Label #: 90724

Manufacturer:

(Check Size of Home)

Homeowner:

Year Model:

Single

Address:

Length & Width:

Double

City/State/Zip:

Type Longitudinal System:

Triple

Phone #:

Type Lateral Arm System:

HUD Label #:

Date Installed:

New Home: _____ Used Home: _____

Soil Bearing / PSF:

Installed Wind Zone:

Data Plate Wind Zone:

Torque Probe / in-lbs:

Note:

Permit #:

STATE OF FLORIDA
INSTALLATION CERTIFICATION LABEL

90724

LABEL #

DATE OF INSTALLATION

ERNEST SCOTT JOHNSON

NAME

IH / 1025249 / 1

5415

LICENSE #

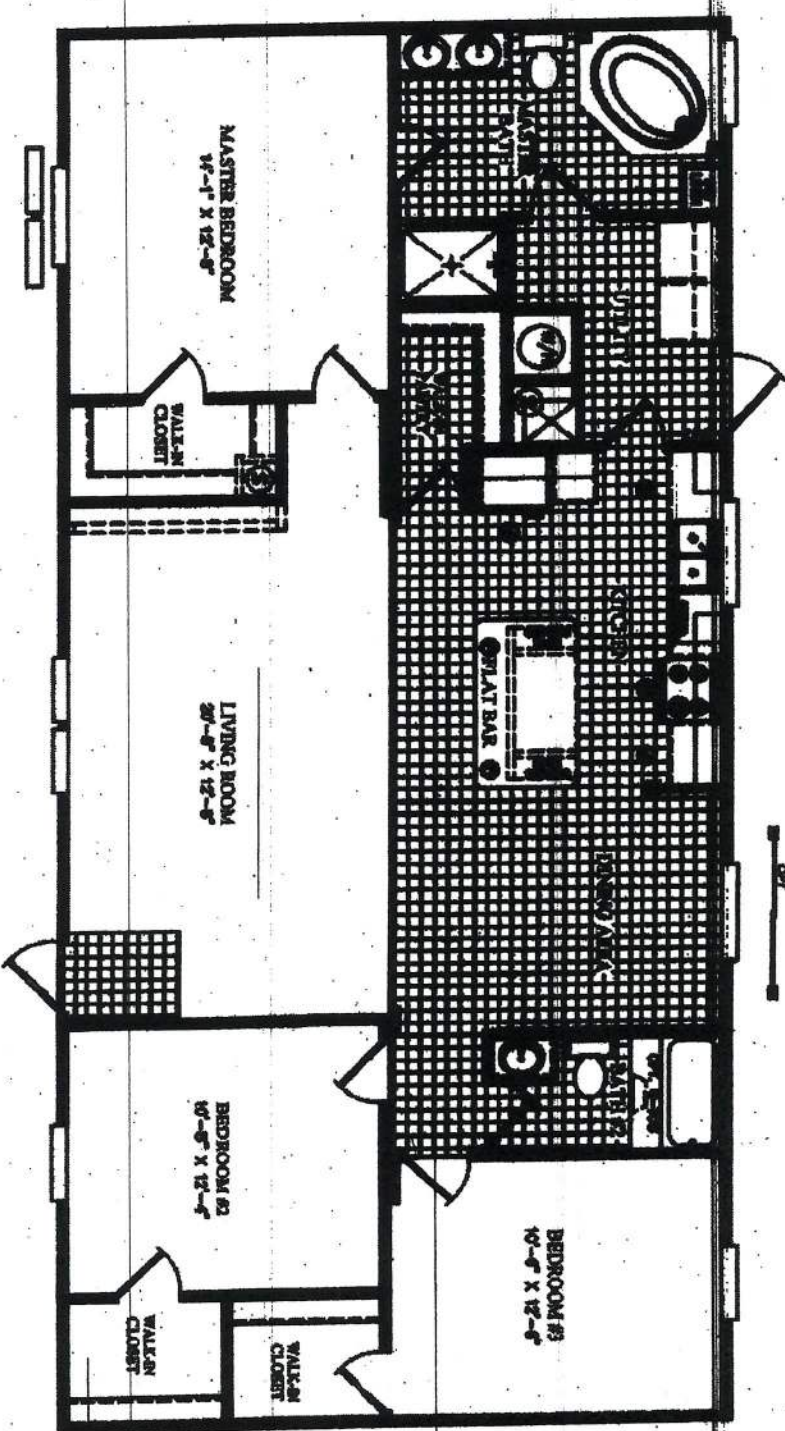
ORDER #

CERTIFIES THAT THE INSTALLATION OF THIS MOBILE HOME IS
IN ACCORDANCE WITH FLORIDA STATUTES 320.8249, 320.8325
AND RULES OF THE HIGHWAY SAFETY AND MOTOR VEHICLES.

INSTRUCTIONS


PLEASE WRITE DATE OF
INSTALLATION AND AFFIX
LABEL NEXT TO HUD LABEL.
USE PERMANENT INK PEN
OR MARKER ONLY.
COMPLETE INFORMATION
ABOVE AND KEEP ON FILE
FOR A MINIMUM OF 2 YEARS.
YOU ARE REQUIRED TO
PROVIDE COPIES WHEN
REQUESTED.

58'-0"

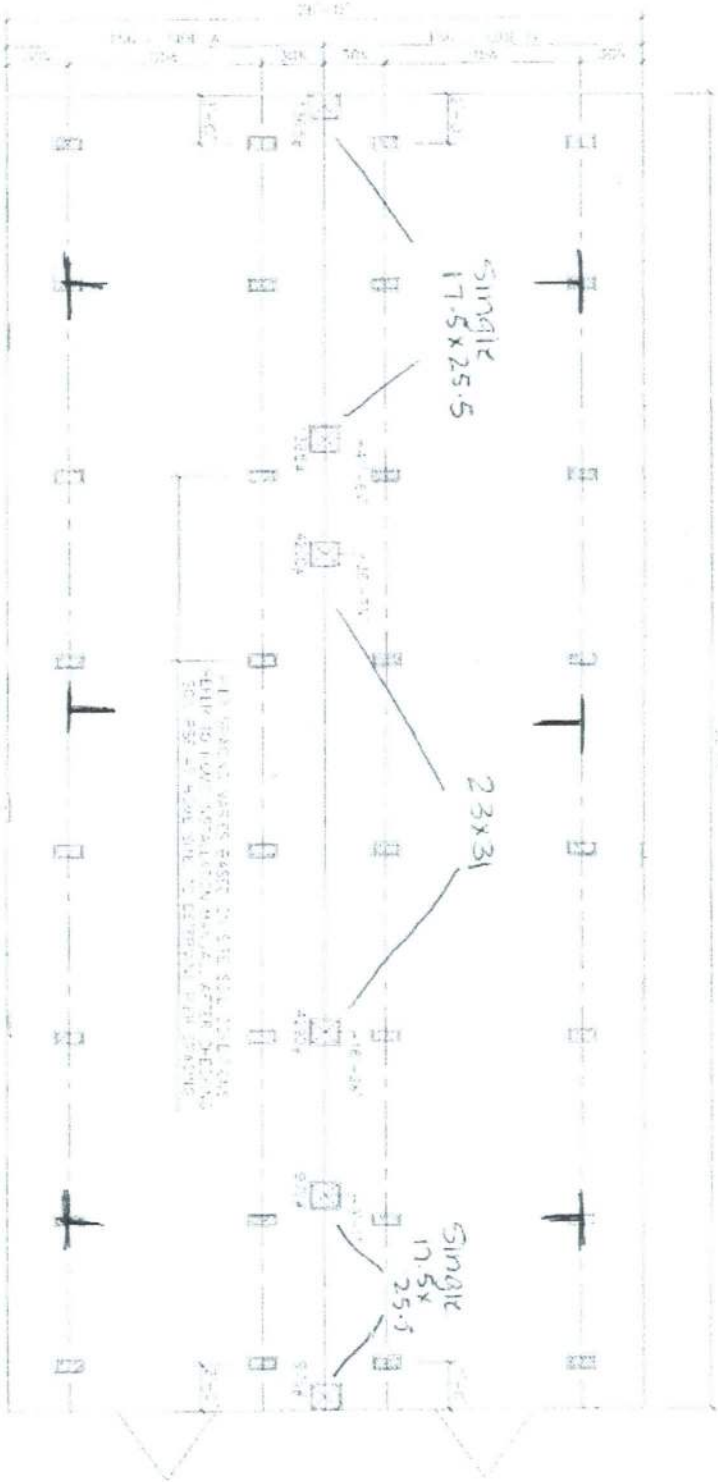


HITCH-END

DATE:	06/22/2013	TOTAL:	1456 ft ²	UNIT SPECIFICATIONS:	DRAWING/MODEL NUMBER:
VERSION	D	AREA	LIVING SPACE: 1456 ft ² PORCH: 0 ft ²	FREEDOM 28' X 90' 3 BEDROOM / 2 BATH	2856004FDN
REFERENCE:	W004				



HITCH-END



DATE: 08/22/2013
 VERSION: E
 REFERENCE: M004

AREA
 TOTAL: 1456 ft²
 LIVING SPACE: 1456 ft²
 PORCH: 0 ft²

UNIT SPECIFICATIONS:
 FREEDOM
 28' X 60'
 3 BEDROOM / 2 BATH

DRAWING MODEL NUMBER:
 2856004FDM

ScotBilt
 HOMES, INC.