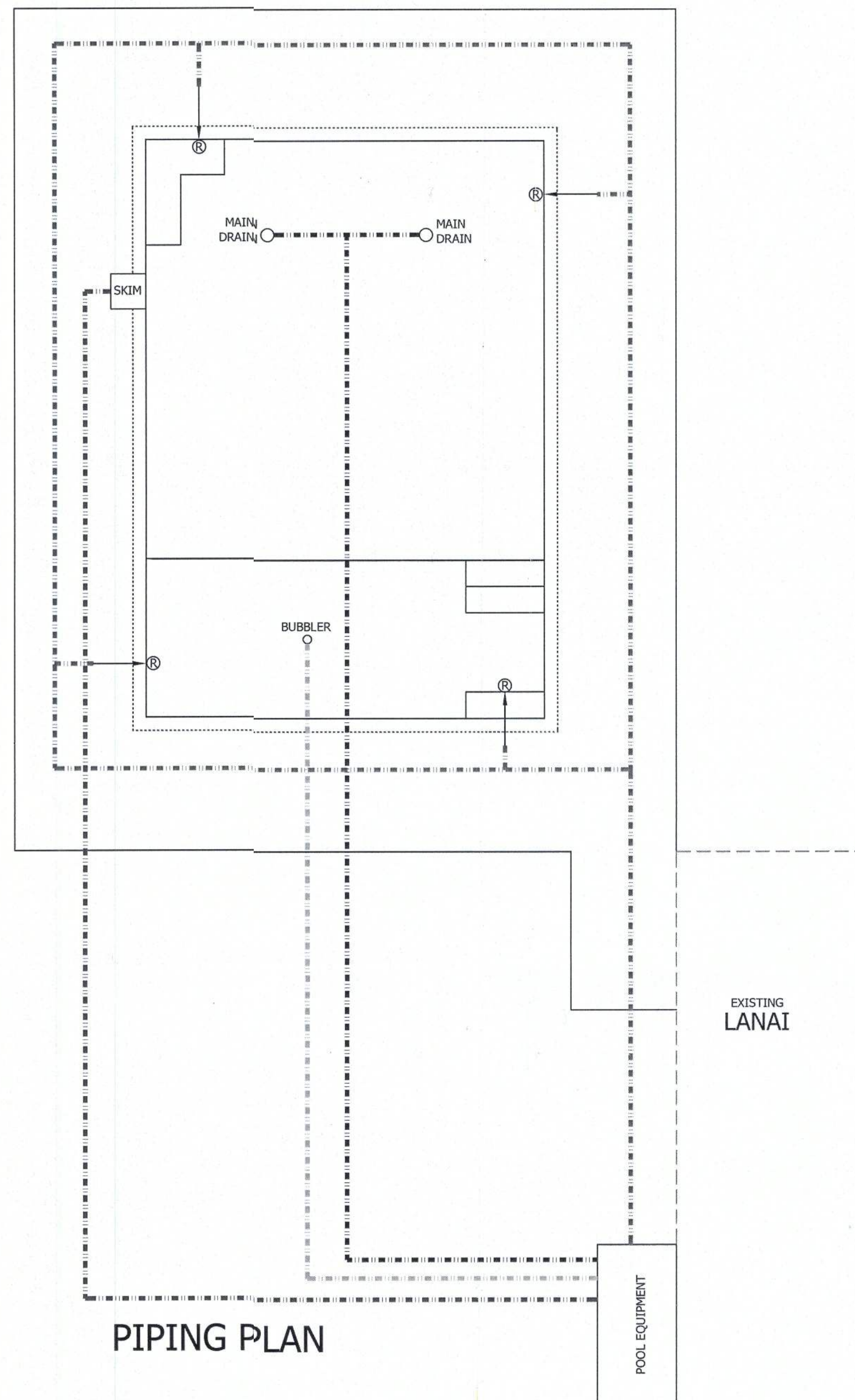


DIMENSIONING PLAN



PIPING PLAN

- NOTES:
1. ALL WORK IS TO COMPLY WITH ALL APPLICABLE CODES & ORDINANCES.
 2. CONSTRUCTED OF 3000 PSI CONCRETE OR EQUAL WITH #3 REBAR 12" O.C. EACH WAY, TIED AT EVERY OTHER INTERSECTION. MIN COVER FOR REBAR IS 2.5" MIN OVERLAP IS 18".
 - 3.N/A

4. ASSUMED SOIL BEARING = 2 KSF
5. CIRCULATION SYSTEMS, COMPONENTS, & EQUIPMENT SHALL COMPLY W/ NSF 50.
6. INSTALL CONTROL JOINTS @ 20'-0" ON CENTER IN POOL DECKING.
7. PLANS TO CONFORM TO NEC 2014
8. FBC RESIDENTIAL 2017 6th EDITION APSP10
9. CONCRETE STAIRS ARE 12" TREAD WIDTH AND 10" MAXIMUM HEIGHT
10. ALL CONSTRUCTION SHALL COMPLY WITH ANSI 5-03, 2014 NEC ARTICLE 680, & ANSI-NSPI 3-99 IN-GROUND SPA CONSTR.

*11. ENGINEERS DESIGN IS FOR STRUCTURAL ONLY. DESIGN OF PIPING/EQUIPMENT ETC.

POOLS MUST COMPLY w/ R4501.6.1 CONFORMANCE STANDARD DESIGN CONSTRUCTION AND WORKMANSHIP SHALL BE IN CONFORMANCE w/ THE REQUIREMENTS OF ANSI / NSPI 3; ANSI / NSPI 4; ANSI / NSPI 5; ANSI / NSPI 6; ANSI / APSP 7; ANSI / APSP 15 2010

BY POOL CONTRACTOR

FENCE REQUIREMENTS:

1. MINIMUM 48" HEIGHT
2. 2" MAX VERTICAL CLEARANCE BETWEEN GRADE & BARRIER BOTTOM.
3. MAX OPENING SHALL NOT ALLOW PASSAGE OF 4" SPHERE.
4. FENCE POSTS WILL BE LOCATED ON POOL-SIDE OF FENCE.
5. GATE WILL BE SELF-LOCKING WITH APPROVED LOCKING DEVICE.

NOTE: IF ANY PART OF THE POOL ENCROACHES UPON THE ANGLE OF REPOSE, PLACE STEEL @ 6" o.c. EA WAY IN AREAS OF QUESTION

EQUIPOTENTIAL BONDING GRID:

ALL METAL PARTS SPECIFIED IN 680.26(B) MUST BE BONDED TO AN EQUIPOTENTIAL BONDING GRID WITH A SOLID COPPER CONDUCTOR NOT SMALL THAN 8 AWG. THE TERMINATION OF THE BONDING CONDUCTOR MUST BE MADE BY EXOTHERMIC WELDING, LISTED PRESSURE CONNECTORS, OR LISTED CLAMPS THAT ARE LABELED AS SUITABLE FOR THE PURPOSE. THE EQUIPOTENTIAL BONDING GRID MUST EXTEND UNDER PAVED WALKING SURFACES FOR 3 FEET HORIZONTALLY FROM THE WATER (680.26(C)).

THE EQUIPOTENTIAL BONDING GRID MUST BE FORMED FROM EITHER OR BOTH OF:

THE STRUCTURAL REINFORCING STEEL OF A CONCRETE PERMANENTLY INSTALLED POOL, OUTDOOR SPA OR OUTDOOR HOT TUB, TIED TOGETHER BY THE USUAL STEEL TIE WIRES.


THE METAL WALLS OF A PERMANENTLY INSTALLED POOL, OUTDOOR SPA, OR OUTDOOR HOT TUB

THE EQUIPOTENTIAL BONDING GRID CAN BE CONSTRUCTED WITH 8 AWG BARE SOLID COPPER CONDUCTORS BONDED TO EA OTHER AT ALL POINTS OF CROSSING BY EXOTHERMIC WELDING, LISTED PRESSURE CONNECTORS OF THE SET SCREW OR COMPRESSION TYPE, LISTED CLAMPS, OR OTHER LISTED FITTINGS (250.8).

THE EQUIPOTENTIAL BONDING GRID MUST COVER THE CONTOUR OF THE PERMANENTLY INSTALLED POOL, OUTDOOR SPA OR HOT TUB AND DECK EXTENDING 3 FEET HORIZONTALLY FROM THE WATER. THE EQUIPOTENTIAL BONDING GRID MUST BE ARRANGED IN A 1-FOOT BY 1-FOOT NETWORK OF 8 AWG CONDUCTORS, WITH A TOLERANCE OF 4 INCHES.

EXCEPTION: THE EQUIPOTENTIAL BONDING GRID SHALL NOT BE REQ'D TO BE INSTALLED UNDER THE BOTTOM OR VERTICALLY ALONG THE WALLS OF VINYL LINED POLYMER WALL, FIBERGLASS COMPOSITE, OR OTHER POOLS CONSTRUCTED OF NON-CONDUCTIVE MATERIALS.

ANY METAL PARTS OF THE POOL, INCLUDING METAL STRUCTURAL SUPPORTS, SHALL BE BONDED IN ACCORDANCE WITH 680.26(B). POURED CONCRETE, PNEUMATICALLY-APPLIED CONCRETE, AND CONCRETE BLOCK SHALL BE CONSIDERED CONDUCTIVE MATERIAL



Riddle Consulting Engineers, Inc.


structural
civil
mechanical

Paul D. Riddle, P.E.
Senior Engineer
COA: 00004759

Paul A. Riddle, Jr.
Structural Engineer

EMAIL: RIDDLEENG@AOL.COM
ADDRESS: 1720 SE CITY HWY 484
BELLEVUE, FL 34420
PHONE: (352) 245-7041
FAX: (352) 245-5658
WEBSITE: WWW.RIDDLEENGINEERING.COM

ENGINEER'S SEAL



PAUL D. RIDDLE, P.E.
P.E. 36989

DRAWN: JASON R. RIDDLE

DATE: 10/16/2019

COPYRIGHT © 2019
THESE PLANS ARE PROTECTED
BY COPYRIGHT LAWS. ANY
UNAUTHORIZED USES MAY
RESULT IN LEGAL ACTION.

SCALE: 1/4" = 1'-0"

1 OF 1

JOB NUMBER: 2190457

6x6 #10-10 WIRE
MESH, REFER TO NEC
FOR BONDING &
GROUNDING REQ'MNTS

TYPICAL
WALL
SECTION

NOTE: SOIL MUST BE COMPACTED
TO 90% IN MAX 12" LIFTS

DECK
WATER LEVEL

8x8 FTG W/
(1) #3 CONT.

6" WALL &
FLOOR, 3000
PSI

#3 STEEL REBAR
12" O.C. EA WAY

This item has been digitally signed and sealed by Paul D. Riddle, P.E. on the date adjacent to the seal. Printed copies of this document are not considered signed and sealed and the signature must be verified on any electronic copies.

Oct 16 2019 10:37 AM

DocuSign