

DATE 08/31/2004

# Columbia County Building Permit

PERMIT

This Permit Expires One Year From the Date of Issue

000022265

APPLICANT TERRY THRIFT PHONE 623.0115

ADDRESS 448 NW NYE HUNTER DRIVE LAKE CITY FL 32055

OWNER WILEY FEAGLE PHONE 758.9914

ADDRESS 122 SE APRIL LANE LAKE CITY FL 32025

CONTRACTOR BERNIE THRIFT PHONE 623.0046

LOCATION OF PROPERTY 441-S TO GABE RD,L, GO TO FEAGLE, L, TO APRIL,L, TO CURVE  
APPROX. 3/4 MILE ON L.

TYPE DEVELOPMENT M/H & UTILITY ESTIMATED COST OF CONSTRUCTION .00

HEATED FLOOR AREA                      TOTAL AREA                      HEIGHT .00 STORIES                     

FOUNDATION                      WALLS                      ROOF PITCH                      FLOOR                     

LAND USE & ZONING A-3 MAX. HEIGHT                     

Minimum Set Back Requirments: STREET-FRONT 30.00 REAR 25.00 SIDE 25.00

NO. EX.D.U. 0 FLOOD ZONE X DEVELOPMENT PERMIT NO.                     

PARCEL ID 02-5S-17-09066-000 SUBDIVISION                     

LOT                      BLOCK                      PHASE                      UNIT                      TOTAL ACRES 110.00

IH0000075

Culvert Permit No.                      Culvert Waiver                      Contractor's License Number                      Applicant/Owner/Contractor                     

EXISTING 04-0729-E BLK RTJ N

Driveway Connection                      Septic Tank Number                      LU & Zoning checked by                      Approved for Issuance                      New Resident                     

COMMENTS: 1 FOOT ABOVE ROAD  
AS PER RANDY TO ISSUE PERMIT.

Check # or Cash 7195/CASH

## FOR BUILDING & ZONING DEPARTMENT ONLY

(footer/Slab)

Temporary Power                      Foundation                      Monolithic                       
date/app. by                      date/app. by                      date/app. by                     

Under slab rough-in plumbing                      Slab                      Sheathing/Nailing                       
date/app. by                      date/app. by                      date/app. by                     

Framing                      Rough-in plumbing above slab and below wood floor                       
date/app. by                      date/app. by                     

Electrical rough-in                      Heat & Air Duct                      Peri. beam (Lintel)                       
date/app. by                      date/app. by                      date/app. by                     

Permanent power                      C.O. Final                      Culvert                       
date/app. by                      date/app. by                      date/app. by                     

M/H tie downs, blocking, electricity and plumbing                      Pool                       
date/app. by                      date/app. by                     

Reconnection                      Pump pole                      Utility Pole                       
date/app. by                      date/app. by                      date/app. by                     

M/H Pole                      Travel Trailer                      Re-roof                       
date/app. by                      date/app. by                      date/app. by                     

BUILDING PERMIT FEE \$ .00 CERTIFICATION FEE \$ .00 SURCHARGE FEE \$ .00

MISC. FEES \$ 200.00 ZONING CERT. FEE \$ 50.00 FIRE FEE \$ 11.34 WASTE FEE \$ 24.50

FLOOD ZONE DEVELOPMENT FEE \$                      CULVERT FEE \$                      TOTAL FEE 285.84

INSPECTORS OFFICE                      CLERKS OFFICE                     

NOTICE: IN ADDITION TO THE REQUIREMENTS OF THIS PERMIT, THERE MAY BE ADDITIONAL RESTRICTIONS APPLICABLE TO THIS PROPERTY THAT MAY BE FOUND IN THE PUBLIC RECORDS OF THIS COUNTY. AND THERE MAY BE ADDITIONAL PERMITS REQUIRED FROM OTHER GOVERNMENTAL ENTITIES SUCH AS WATER MANAGEMENT DISTRICTS, STATE AGENCIES, OR FEDERAL AGENCIES.

**"WARNING TO OWNER: YOUR FAILURE TO RECORD A NOTICE OF COMMENCEMENT MAY RESULT IN YOUR PAYING TWICE FOR IMPROVEMENTS TO YOUR PROPERTY. IF YOU INTEND TO OBTAIN FINANCING, CONSULT WITH YOUR LENDER OR AN ATTORNEY BEFORE RECORDING YOUR NOTICE OF COMMENCEMENT."**

### This Permit Must Be Prominently Posted on Premises During Construction

PLEASE NOTIFY THE COLUMBIA COUNTY BUILDING DEPARTMENT AT LEAST 24 HOURS IN ADVANCE OF EACH INSPECTION, IN ORDER THAT IT MAY BE MADE WITHOUT DELAY OR INCONVENIENCE, PHONE 758-1008. THIS PERMIT IS NOT VALID UNLESS THE WORK AUTHORIZED BY IT IS COMMENCED WITHIN 6 MONTHS AFTER ISSUANCE.

The Issuance of this Permit Does Not Waive Compliance by Permittee with Deed Restrictions.

DATE 07/12/2004

Columbia County Building Permit

PERMIT

This Permit Expires One Year From the Date of Issue

000022063

APPLICANT DANNY HERRING PHONE 754-6737

ADDRESS 3882 US 90 WEST LAKE CITY FL 32055

OWNER WILEY FEAGLE PHONE 758-9914

ADDRESS 122 SE APRIL LANE LAKE CITY FL 32025

CONTRACTOR WILLIAM ROYALS PHONE \_\_\_\_\_

LOCATION OF PROPERTY 441S, TL ON GABE ST., TL ON FEAGLE, TL ON APRIL STREET  
TO CURVE APPRXIMATELY 3/4 MILE ON LEFT

TYPE DEVELOPMENT MH,UTILITY ESTIMATED COST OF CONSTRUCTION .00

HEATED FLOOR AREA \_\_\_\_\_ TOTAL AREA \_\_\_\_\_ HEIGHT .00 STORIES \_\_\_\_\_

FOUNDATION \_\_\_\_\_ WALLS \_\_\_\_\_ ROOF PITCH \_\_\_\_\_ FLOOR \_\_\_\_\_

LAND USE & ZONING A-3 MAX. HEIGHT \_\_\_\_\_

Minimum Set Back Requirments: STREET-FRONT 30.00 REAR 25.00 SIDE 25.00

NO. EX.D.U. 0 FLOOD ZONE X DEVELOPMENT PERMIT NO. \_\_\_\_\_

PARCEL ID 02-5S-17-09066-000 SUBDIVISION \_\_\_\_\_

LOT \_\_\_\_\_ BLOCK \_\_\_\_\_ PHASE \_\_\_\_\_ UNIT \_\_\_\_\_ TOTAL ACRES 110.00

IH0000127

Culvert Permit No. \_\_\_\_\_ Culvert Waiver \_\_\_\_\_ Contractor's License Number \_\_\_\_\_ Applicant/Owner/Contractor \_\_\_\_\_

EXISTING 04-0729-E BK RK Y

Driveway Connection \_\_\_\_\_ Septic Tank Number \_\_\_\_\_ LU & Zoning checked by \_\_\_\_\_ Approved for Issuance \_\_\_\_\_ New Resident \_\_\_\_\_

COMMENTS: ONE FOOT ABOVE THE ROAD

Check # or Cash 20897

FOR BUILDING & ZONING DEPARTMENT ONLY

(footer/Slab)

Temporary Power \_\_\_\_\_ Foundation \_\_\_\_\_ Monolithic \_\_\_\_\_  
date/app. by \_\_\_\_\_ date/app. by \_\_\_\_\_ date/app. by \_\_\_\_\_

Under slab rough-in plumbing \_\_\_\_\_ Slab \_\_\_\_\_ Sheathing/Nailing \_\_\_\_\_  
date/app. by \_\_\_\_\_ date/app. by \_\_\_\_\_ date/app. by \_\_\_\_\_

Framing \_\_\_\_\_ Rough-in plumbing above slab and below wood floor \_\_\_\_\_  
date/app. by \_\_\_\_\_ date/app. by \_\_\_\_\_

Electrical rough-in \_\_\_\_\_ Heat & Air Duct \_\_\_\_\_ Peri. beam (Lintel) \_\_\_\_\_  
date/app. by \_\_\_\_\_ date/app. by \_\_\_\_\_ date/app. by \_\_\_\_\_

Permanent power \_\_\_\_\_ C.O. Final \_\_\_\_\_ Culvert \_\_\_\_\_  
date/app. by \_\_\_\_\_ date/app. by \_\_\_\_\_ date/app. by \_\_\_\_\_

M/H tie downs, blocking, electricity and plumbing \_\_\_\_\_ Pool \_\_\_\_\_  
date/app. by \_\_\_\_\_ date/app. by \_\_\_\_\_

Reconnection \_\_\_\_\_ Pump pole \_\_\_\_\_ Utility Pole \_\_\_\_\_  
date/app. by \_\_\_\_\_ date/app. by \_\_\_\_\_ date/app. by \_\_\_\_\_

M/H Pole \_\_\_\_\_ Travel Trailer \_\_\_\_\_ Re-roof \_\_\_\_\_  
date/app. by \_\_\_\_\_ date/app. by \_\_\_\_\_ date/app. by \_\_\_\_\_

BUILDING PERMIT FEE \$ .00 CERTIFICATION FEE \$ .00 SURCHARGE FEE \$ .00

MISC. FEES \$ 200.00 ZONING CERT. FEE \$ 50.00 FIRE FEE \$ 17.01 WASTE FEE \$ 36.75

FLOOD ZONE DEVELOPMENT FEE \$ \_\_\_\_\_ CULVERT FEE \$ \_\_\_\_\_ TOTAL FEE 303.76

# PERMIT APPLICATION / MANUFACTURED HOME INSTALLATION APPLICATION

<b>For Office Use Only</b>		Zoning Official <u>BLK 9/1/04</u>	Building Official <u>NO 8-24-04</u>
AP# <u>0408-73</u>	Date Received <u>8/23/04</u>	By <u>G</u>	Permit # <u>22265</u>
Flood Zone _____	Development Permit _____	Zoning _____	Land Use Plan Map Category _____
Comments _____			
<input checked="" type="checkbox"/> Site Plan with Setbacks shown <input checked="" type="checkbox"/> Environmental Health Signed Site Plan <input type="checkbox"/> Env. Health Release <input type="checkbox"/> Need a Culvert Permit <input type="checkbox"/> Need a Waiver Permit <input type="checkbox"/> Well letter provided <input checked="" type="checkbox"/> Existing Well			

- Property ID 02-55-17-09066-000 Must have a copy of the property deed
- New Mobile Home X Used Mobile Home \_\_\_\_\_ Year \_\_\_\_\_
- Subdivision Information N/A
- Applicant Cal Chris Williams Phone # 755-8885  
~~752-3743~~
- Address \_\_\_\_\_
- Name of Property Owner Wiley Feagle <sup>Geraldine</sup> Feagle Phone# 758-9914
- 911 Address 122 SE April Lane
- Name of Owner of Mobile Home Same Phone # \_\_\_\_\_
- Address Same
- Relationship to Property Owner Grandson
- Current Number of Dwellings on Property 1
- Lot Size \_\_\_\_\_ Total Acreage 110 Acres
- Explain the current driveway Existing
- Driving Directions 441 S, TL Gabe, TL on Feagle, TL on April St, to curve, (on left approximately 3/4 mile on left)
- Is this Mobile Home Replacing an Existing Mobile Home No (Assessments pd)
- Name of Licensed Dealer/Installer Bernie Thrift Phone # 623-0046
- Installers Address 212 NW Nye Hunter Dr. 2.C. 32055
- License Number IH 0000075 Installation Decal # 222612



# PERMIT NUMBER

Feagle  
FCAW 1 WORKSHEET

page 2 of 2

## POCKET PENETROMETER TEST

The pocket penetrometer tests are rounded down to \_\_\_\_\_ psi  
or check here to declare 1000 lb. soil without testing.

X 2500 X 2500 X 2000

### POCKET PENETROMETER TESTING METHOD

1. Test the perimeter of the home at 8 locations.
2. Take the reading at the depth of the footer.
3. Using 500 lb. increments, take the lowest reading and round down to that increment.

X 2500 X 2000 X 2000

### TORQUE PROBE TEST

The results of the torque probe test is 290 inch pounds or check here if you are declaring 5 anchors without testing. A test showing 275 inch pounds or less will require 4 foot anchors.

Note: A state approved lateral arm system is being used and 4 ft. anchors are allowed at the sidewalk locations. I understand 5 ft. anchors are required at all centerline tie points where the torque test reading is 275 or less and where the mobile home manufacturer may require anchors with 4000 lb holding capacity.

BPT Installer's initials

### ALL TESTS MUST BE PERFORMED BY A LICENSED INSTALLER

Installer Name

Date Tested

Bernie J. BPT  
8-20-04

Electrical

Connect electrical conductors between multi-wide units, but not to the main power source. This includes the bonding wire between multi-wide units. Pg. 5

Plumbing

Connect all sewer drains to an existing sewer tap or septic tank. Pg. 5

Connect all potable water supply piping to an existing water meter, water tap, or other independent water supply systems. Pg. 6

### Site Preparation

Debris and organic material removed ☒  
Water drainage: Natural ☒ Swale ☐ Pad ☐ Other ☐

### Fastening multi wide units

Floor:	Type Fastener:	Length:	Spacing:
Walls:	Type Fastener:	Length:	Spacing:
Roof:	Type Fastener:	Length:	Spacing:

For used homes 6" min. 30 gauge, 6" wide, galvanized metal strip will be centered over the peak of the roof and fastened with galv. roofing nails at 2" on center on both sides of the centerline.

### Gas leak (sewer/vent/roofing requirement)

I understand a properly installed gasket is a requirement of all new and used homes and that condensation, mold, mildew and buckled marriage walls are a result of a poorly installed or no gasket being installed. I understand a strip of tape will not serve as a gasket.

Installer's initials

Type gasket NA

Installed:

Between Floors Yes ☒  
Between Walls Yes ☒  
Bottom of ridgebeam Yes ☒

### Weatherproofing

The bottomboard will be repaired and/or taped. Yes ☒  
Siding on units is installed to manufacturer's specifications. Yes ☒  
Fireplace chimney installed so as not to allow intrusion of rain water. Yes ☒

### Miscellaneous

Skirting to be installed. Yes ☒ No ☐  
Dryer vent installed outside of skirting. Yes ☒ No ☐  
Range downflow vent installed outside of skirting. Yes ☒ No ☐  
Drain lines supported at 4 foot intervals. Yes ☒ No ☐  
Electrical crossovers protected. Yes ☒ No ☐  
Other: ☐

Installer verifies all information given with this permit worksheet is accurate and true based on the manufacturer's installation instructions and or Rule 15C-1 & 2

Installer Signature

Bernie J. BPT

Date

8-20-04

PERMIT NUMBER

Feag 12  
CENTRAL WORKSHEET

Installer Bernie Thiel License # TH 000075

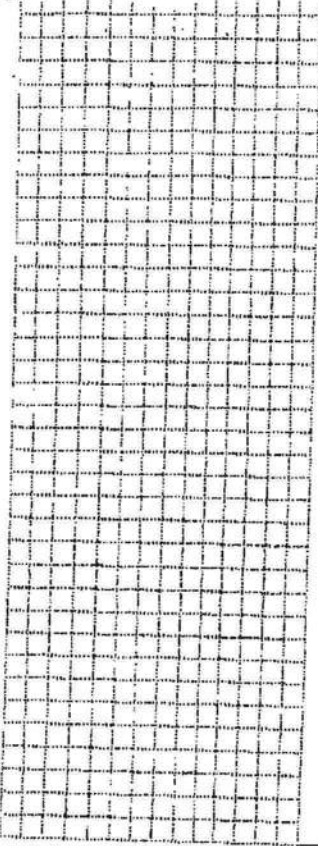
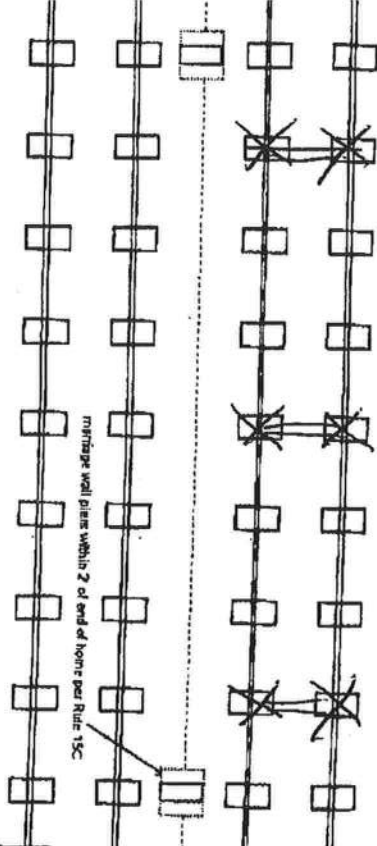

Address of home being installed \_\_\_\_\_

Manufacturer Destiny Length x width 16' x 70'

NOTE: If home is a single wide fit out one half of the blocking plan if home is a triple or quad wide sketch in remainder of home

I understand Lateral Arm Systems cannot be used on any home (new or used) where the sidewall ties exceed 5 ft 4 in.

Installer's initials BVT



New Home ☒ Used Home ☐  
Home installed to the Manufacturer's Installation Manual  
Home is installed in accordance with Rule 15-C  
Single wide ☒ Wind Zone II ☒  
Double wide ☐ Installation Detail # 222612  
Triple/Quad ☐ Serial # \_\_\_\_\_

PIER SPACING TABLE FOR USED HOMES

Load bearing capacity (sq ft)	16' x 16' (256)	18 1/2' x 18 1/2' (342)	20' x 20' (400)	22' x 22' (484)	24' x 24' (576)	26' x 26' (676)
1000 psf	3'	4'	5'	6'	7'	8'
1500 psf	4' 6"	6'	7'	8'	9'	10'
2000 psf	6'	8'	9'	10'	11'	12'
2500 psf	7' 6"	9'	10'	11'	12'	13'
3000 psf	8'	10'	11'	12'	13'	14'
3500 psf	8'	10'	11'	12'	13'	14'

PIER PAD SIZES

I-beam pier pad size 17' x 22'  
Perimeter pier pad size 16' x 16'  
Other pier pad sizes (required by the mfg.) \_\_\_\_\_  
Draw the approximate locations of marriage wall openings 4' foot or greater. Use this symbol to show the piers.

List all marriage wall openings greater than 4' foot and their pier pad sizes below.

POPULAR PAD SIZES

Pad Size	Sq ft
15 x 15	225
16 x 16	256
18.5 x 18.5	342
16 x 22.5	360
17 x 22	374
13 1/4 x 26 1/4	348
20 x 20	400
17 3/16 x 25 3/16	441
17 1/2 x 25 1/2	446
24 x 24	576
26 x 26	676

Opening \_\_\_\_\_ Pier pad size \_\_\_\_\_

ANCHORS

FRAME TIES

TIEDOWN COMPONENTS

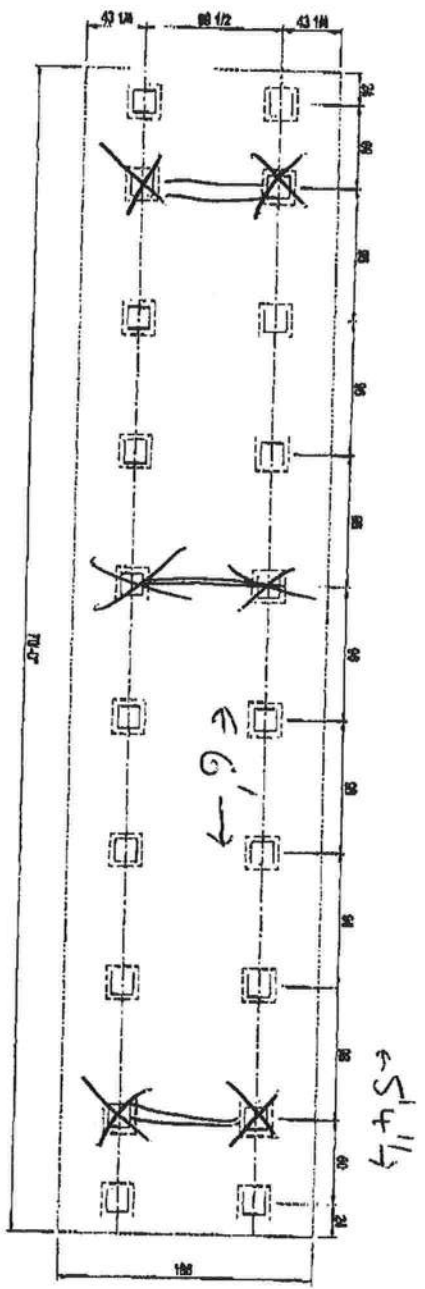
Longitudinal Stabilizing Device (LSD)  
Manufacturer \_\_\_\_\_  
Longitudinal Stabilizing Device w/ Lateral Arms  
Manufacturer \_\_\_\_\_

OTHER TIES

Number \_\_\_\_\_  
Sidewall \_\_\_\_\_  
Longitudinal \_\_\_\_\_  
Marriage wall \_\_\_\_\_  
Shearwall \_\_\_\_\_

Feasible

No. 9071 P. 2



AUG. 11. 2004-10:47AM

DEPT. OF  
HAZARD SERVICES DEPT.  
255 N.W. 10th Ave  
MOUNTAIN VIEW, OKLAHOMA 73402  
PHONE: 1-800-762-5500

Model 1101r Oliver Systems

REVISIONS

FOUNDATION PLAN  
80-24 2000 - 2004  
DRAFTING

DATE: 8-4-2004  
BY: 1-A17  
NO. 17  
2005

**MOBILE HOME INSTALLER AFFIDAVIT**

As per Florida Statutes Section 320.8249 Mobile Home Installers License:

Any person who engages in mobile home installation shall obtain a mobile home installer's license from the Bureau of Mobile Home and Recreational Vehicle Construction of the Department of Highway Safety and Motor Vehicles pursuant to this section. Said license shall be renewed annually, and each licensee shall pay a fee of \$150.

I, Bernard Thrift, license number IH 0000075  
Please Print  
do hereby state that the installation of the manufactured home for 1  
Feagle at \_\_\_\_\_  
Applicant  
911 Address  
will be done under my supervision.

Bernard Thrift  
Signature

Sworn to and subscribed before me this \_\_\_\_\_ day of \_\_\_\_\_,  
20\_\_\_\_.

Notary Public: \_\_\_\_\_  
Signature

My Commission Expires: \_\_\_\_\_  
Date