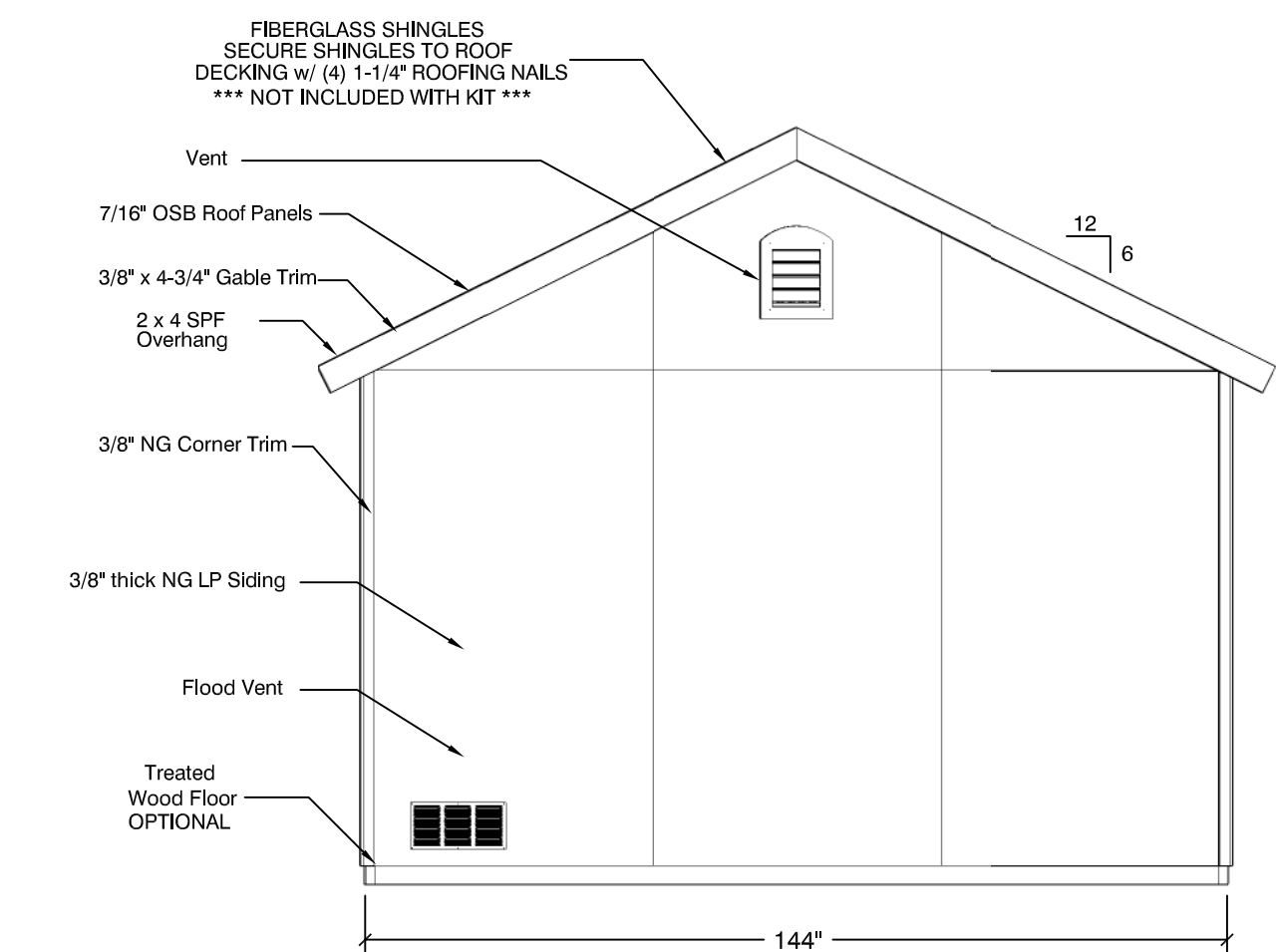


EAVE ELEVATION
SCALE: 3/8" = 1'-0"

FRONT ELEVATION w/ DOOR
SCALE: 3/8" = 1'-0"

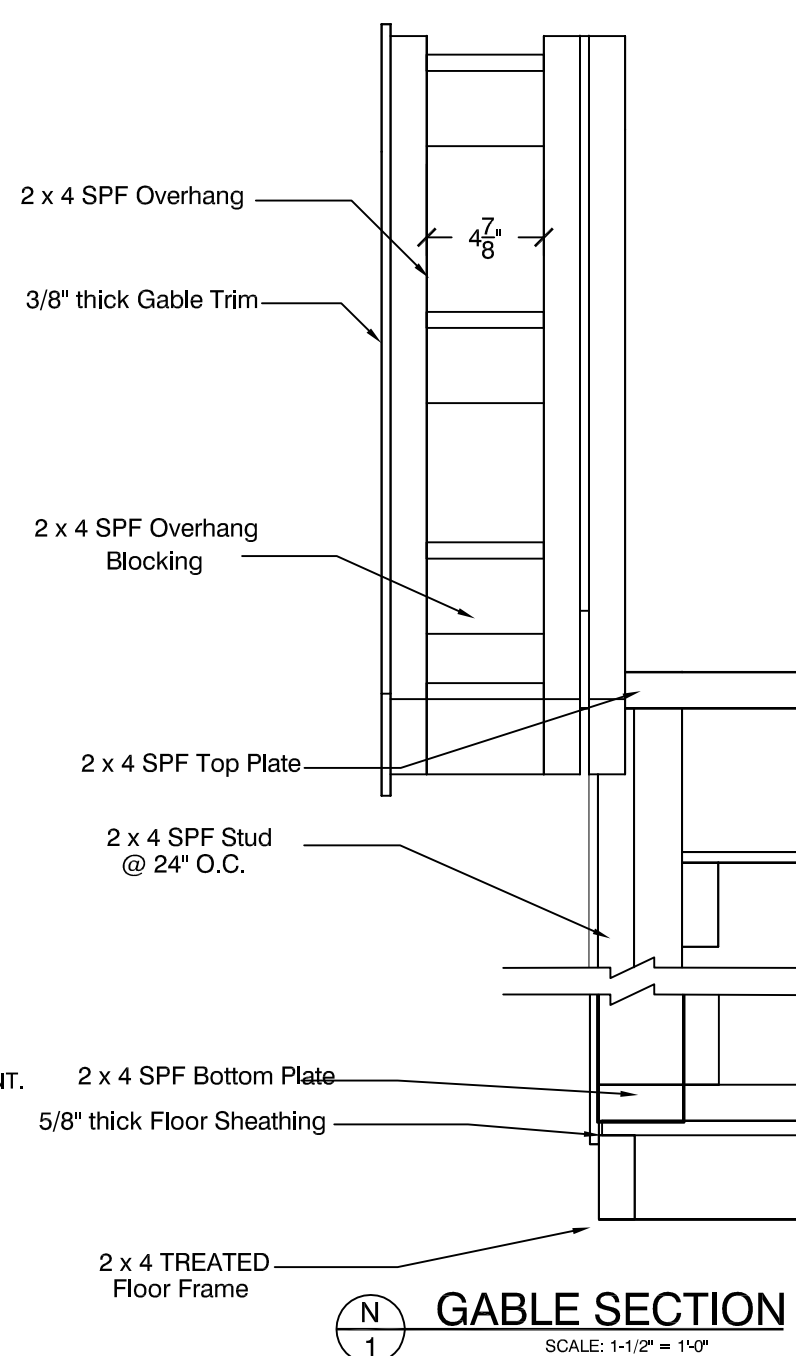


GABLE ELEVATION w/ DOOR
SCALE: 3/8" = 1'-0"

MATERIAL NOTES:

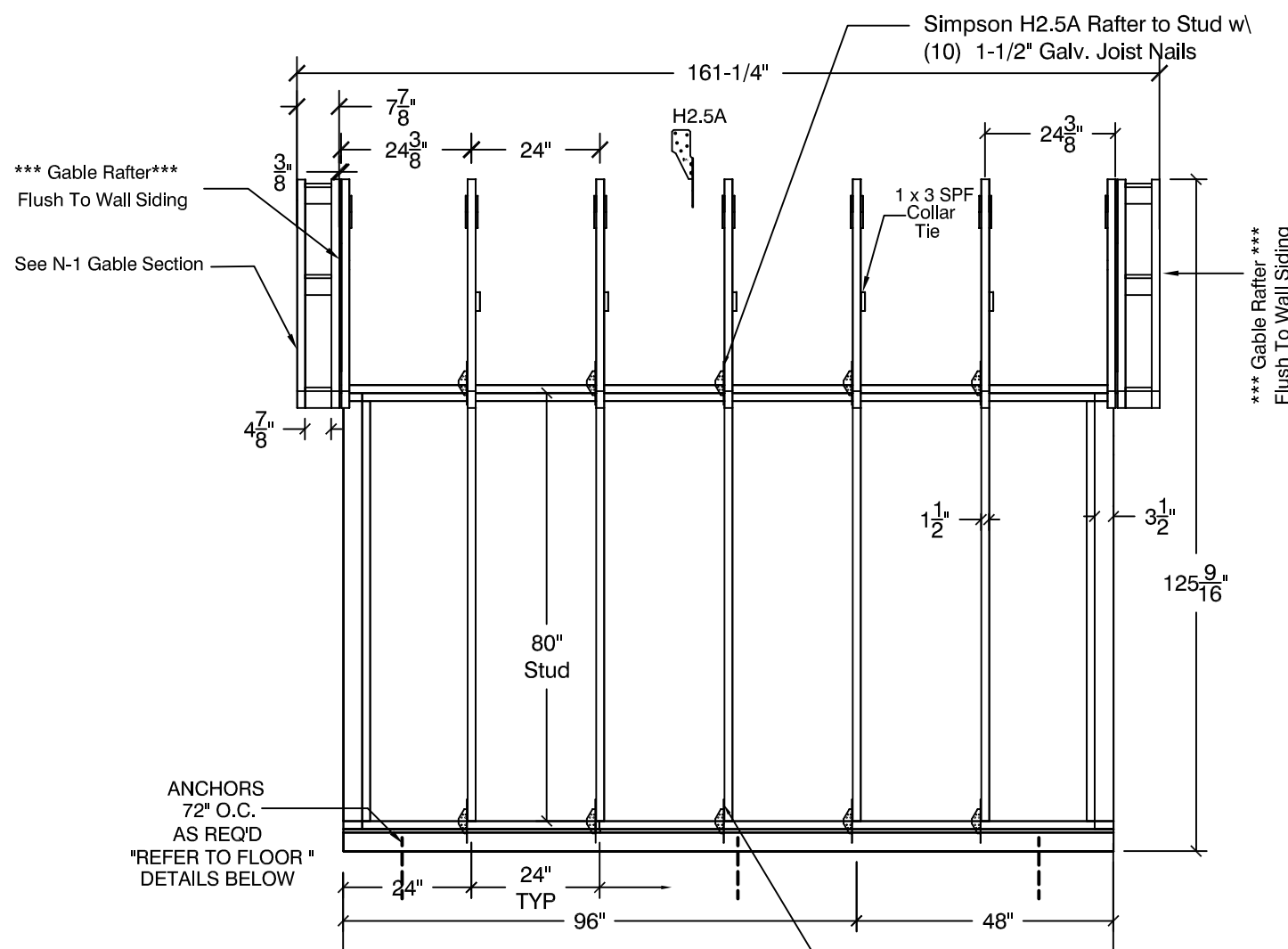
- THESE STRUCTURAL DRAWINGS SHALL BE USED FOR THE CONSTRUCTION OF THE SHOWN STORAGE BUILDING. IN THE EVENT OF DIMENSIONAL DISCREPANCY, NOTIFY THE ENGINEER FOR RESOLUTION OF CONFLICT. ANY DEVIATION FROM THESE DRAWINGS MUST BE APPROVED BY THE ENGINEER.
- FOOTING DESIGN BASED ON AN ALLOWABLE BEARING PRESSURE OF 2500 P.S.F.
- THESE BARN ARE TO BE USED AS STORAGE ONLY AND NOT FOR HABITATION
- NAILING PATTERN FOR WALL, FLOOR AND ROOF SHEATHING TO BE 6" O.C. AT EDGES AND 6" O.C. ON ALL INTERMEDIATE SEAMS FOR WALLS AND FLOORS. NAIL WITH 2" RING SHANK OR 2" HOT DIPPED GALVANIZED NAILS. FASTENING IS IN CONFORMANCE WITH TABLE R602.3.2.1 FASTENING SCHEDULE OF THE 2020 FLORIDA BUILDING CODE
- FOR EDGE JOINTS BETWEEN UPPER AND LOWER ROOF PANELS THE FOLLOWING APPLIES:
 - USE EDGE CLIPS IF LOWER PANEL IS OVER 12 INCHES WIDE
 - USE BLOCKING IF LOWER PANEL IS LESS THAN 12 INCHES WIDE
- IF USING THE LP PROSTRUCT FLOOR SYSTEM W/ SMARTFINISH, FLOOR JOIST SPACING MUST GO TO 12" O.C.

- ALL LUMBER TO BE NUMBER 2 GRADE SPRUCE PINE FIR OR EQUIVALENT.
- ALL PLYWOOD SHALL CONFORM TO THE LATEST EDITION OF APA SPECIFICATIONS.
- ALL CONNECTORS/FASTENERS AND ITS SPACING SHALL MEET THE APPLICABLE CODES.
- ALL MATERIALS AND LABOR PER APPLICABLE LOCAL CODES
- 7/16" O.S.B. DECKING; ORIENTED STAND BOARD AS MANUFACTURED BY LOUISIANA-PACIFIC COMPANY, PORTLAND, OR, ... RATED 24/16
- MINIMUM 15 LB. FELT PAPER AND METAL DRIP EDGE.

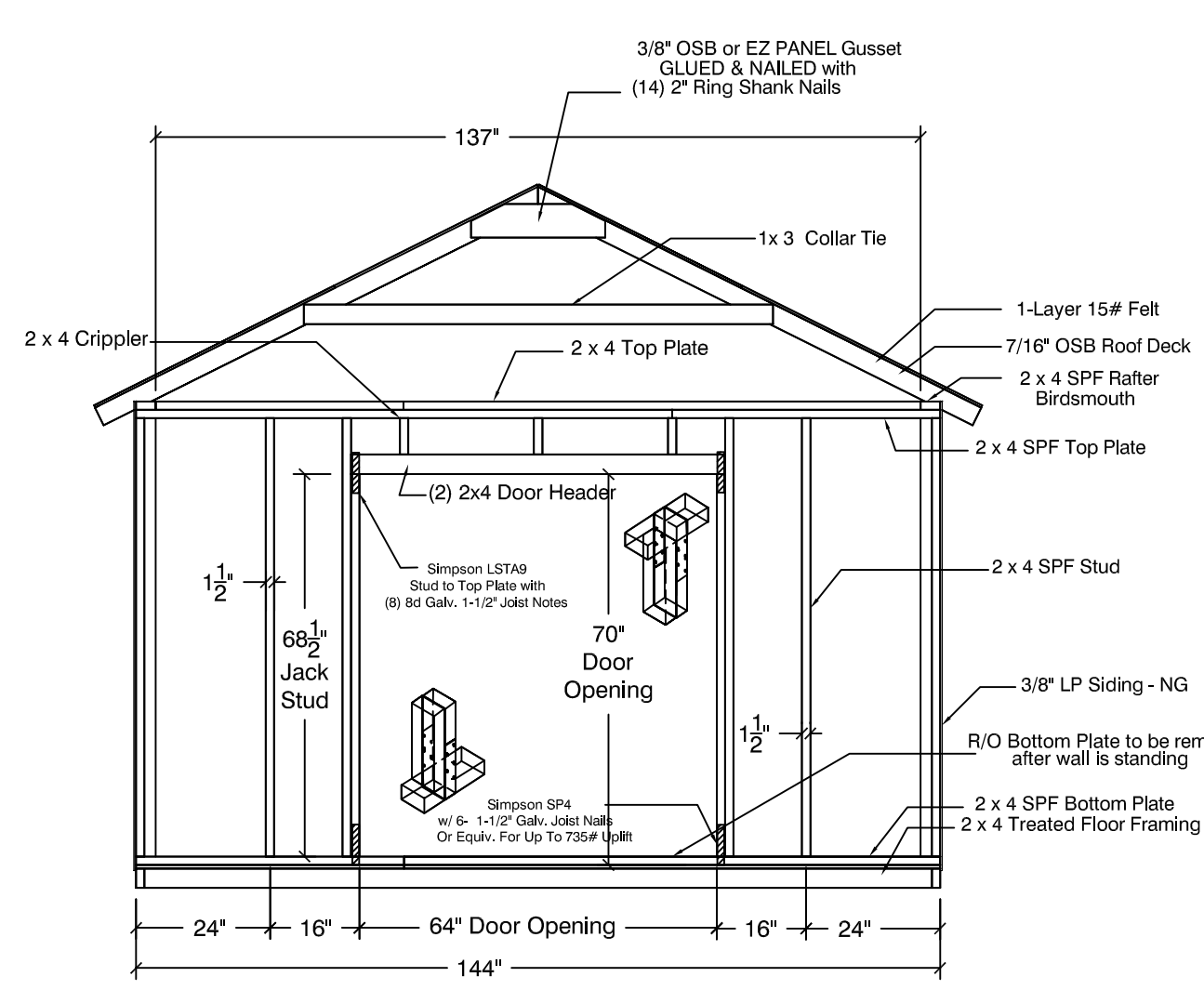


GABLE SECTION
SCALE: 1/16" = 1'-0"

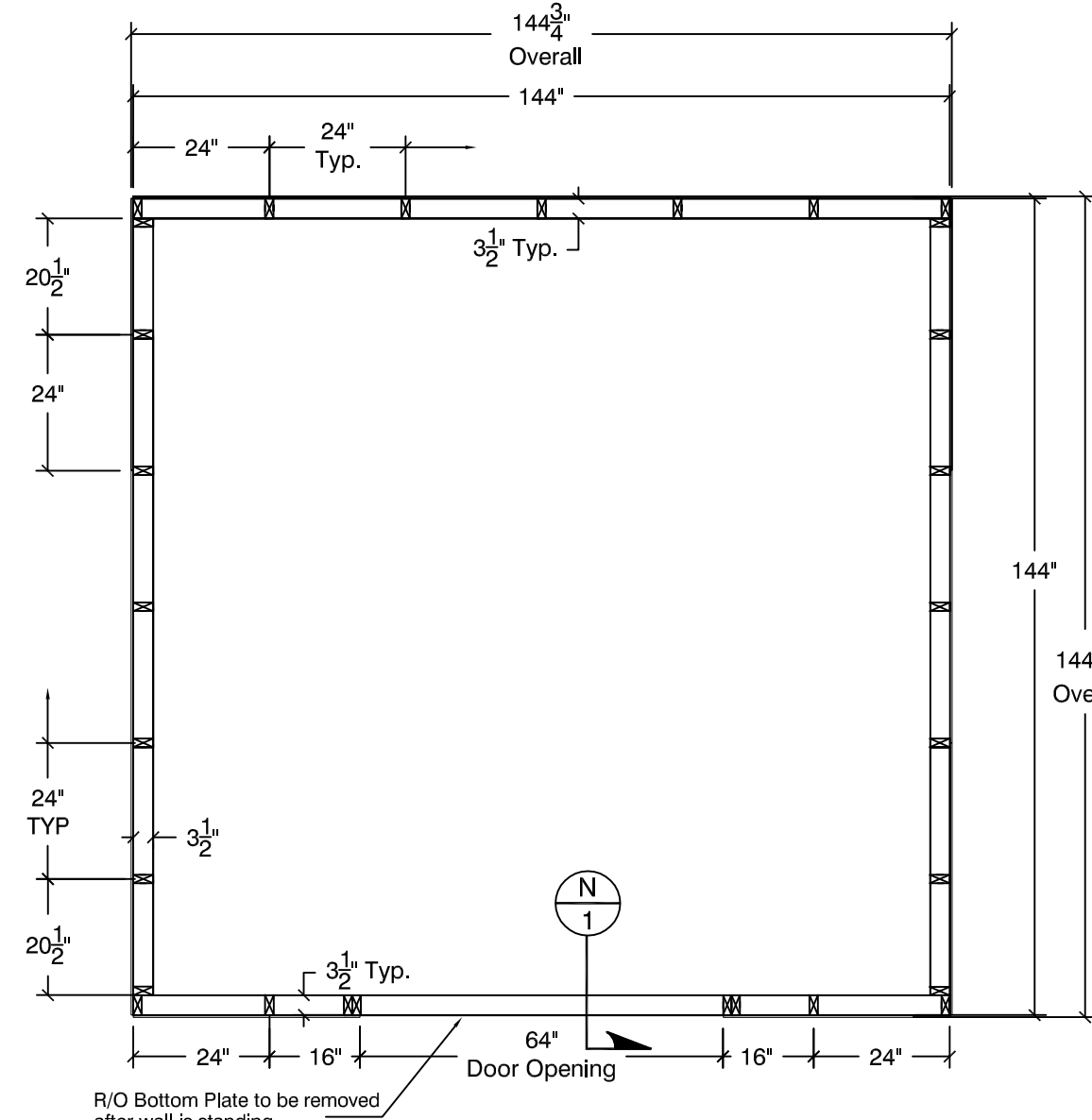
*** NOTE ***
Flush Gable Panel
To Top Of Rafter



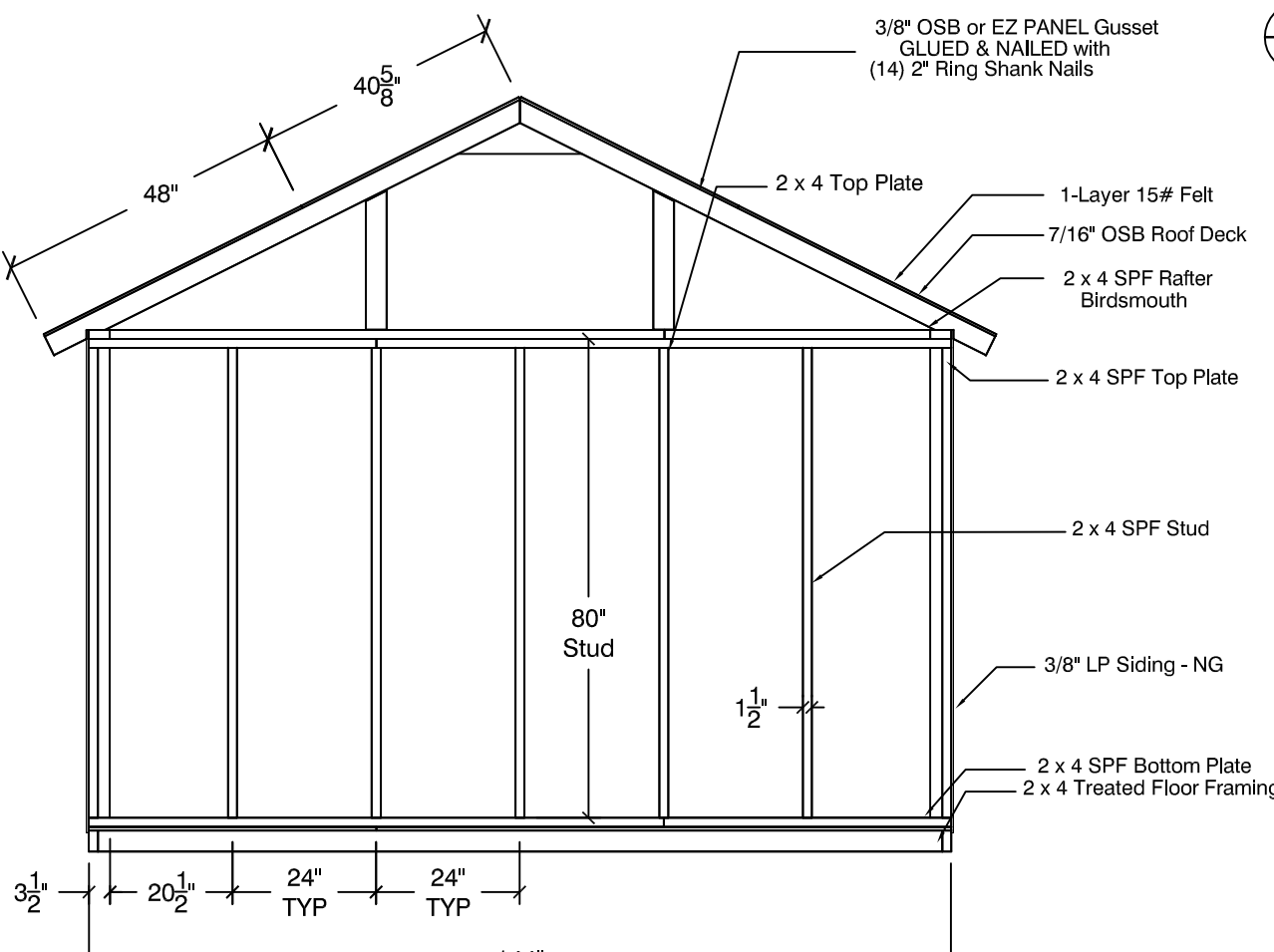
EAVE SIDE FRAMING
SCALE: 3/8" = 1'-0"



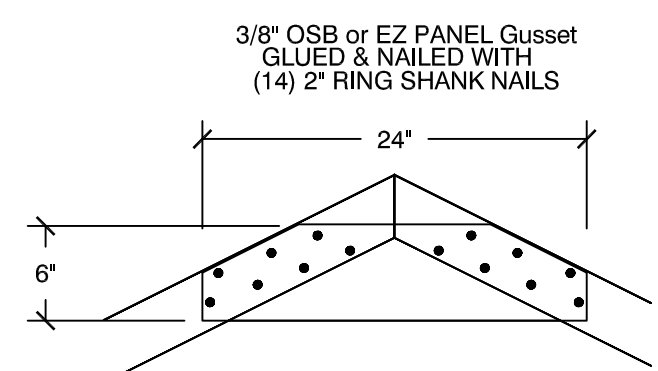
FRONT FRAMING w/ DOOR
SCALE: 3/8" = 1'-0"



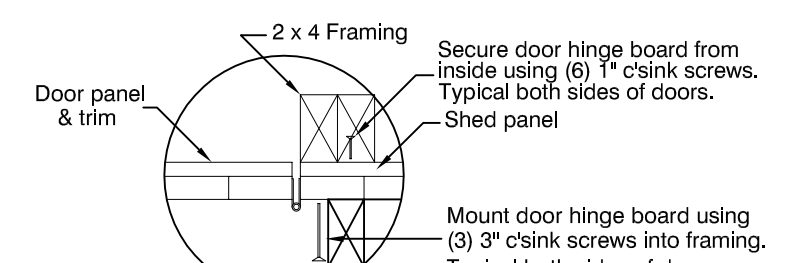
STUD LOCATIONS w/ DOOR on GABLE
SCALE: 3/8" = 1'-0"



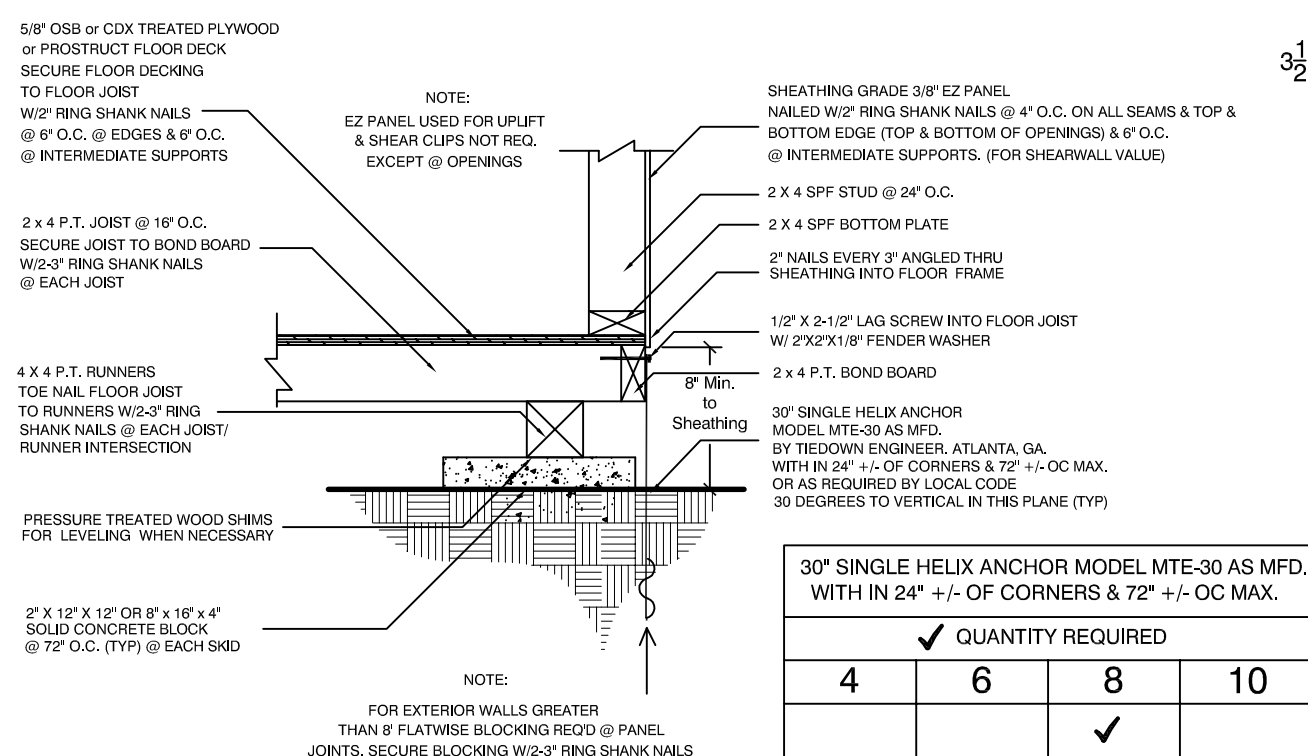
REAR WALL FRAMING
SCALE: 3/8" = 1'-0"



RAFTER SECTION
SCALE: 1" = 1'-0"



DOOR INSTALL
SCALE: 3/8" = 1'-0"



WOOD FLOOR FOOTING DETAIL
SCALE: 1" = 1'-0"

WOOD FLOOR FOOTING NOTES:

- WHEN MONOLITHIC SLAB IS USED, THIS FLOOR FRAMING IS NOT REQUIRED
- ALL MATERIALS AND LABOR SHALL MEET OR EXCEED APPLICABLE LOCAL CODES.
- ALL LUMBER TO BE NO. 2 GRADE SPRUCE PINE FIR OR EQUIVALENT
- THIS FLOOR FRAMING PLAN IS FOR THE BACKYARD PRODUCTS, LLC 12' x 12' GABLE. ANY DEVIATION OR MODIFICATION IS STRICTLY PROHIBITED
- IN THE EVENT OF A DIMENSIONAL OR MATERIAL DISCREPANCY, NOTIFY BACKYARD PRODUCTS, LLC.

ROOFING NOTES:

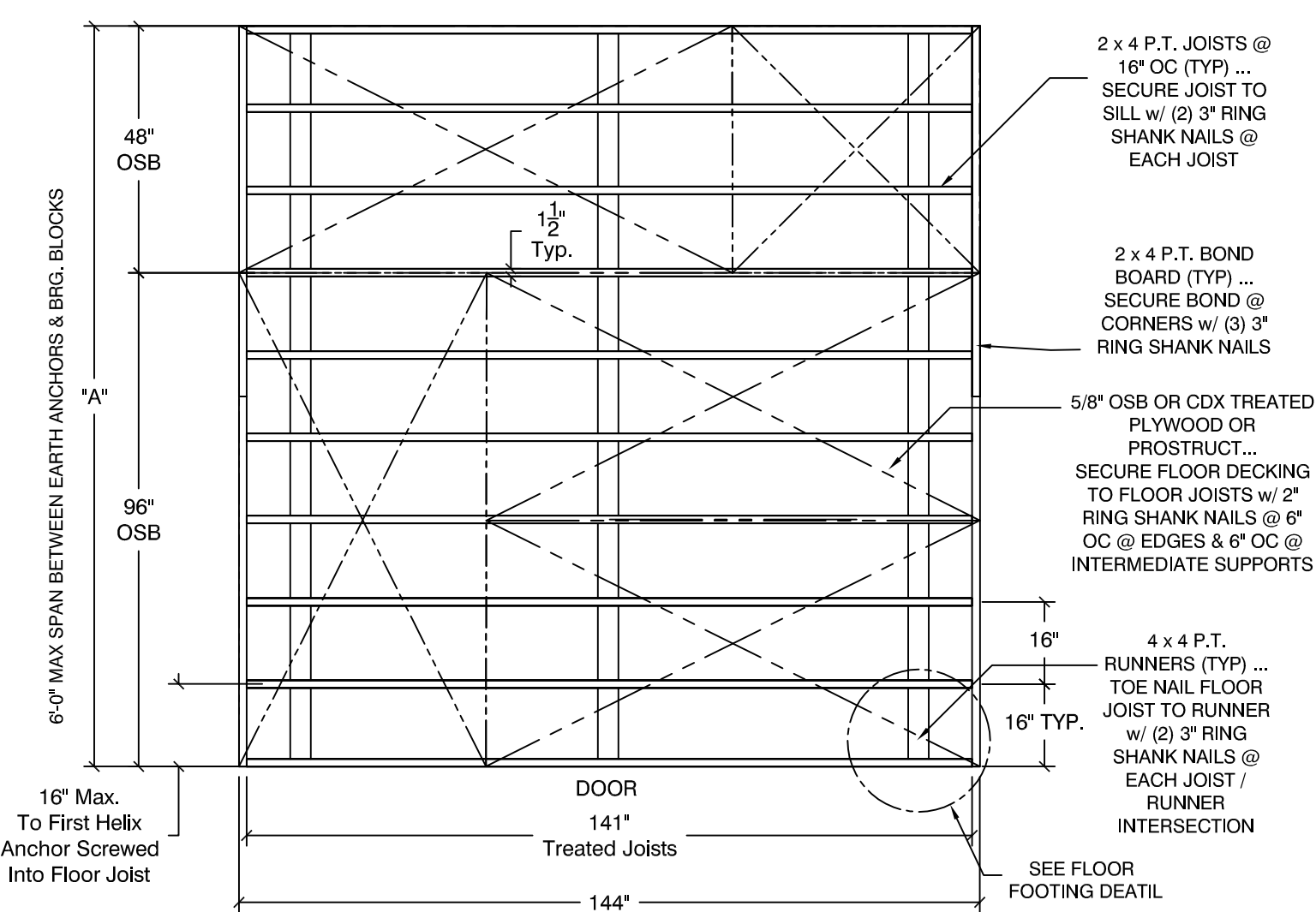
- APPROVED SHINGLES INSTALLED PER MANUFACTURERS INSTRUCTION / 4 NAILS PER SHINGLE
- H CLIPS ARE USED BETWEEN EVERY RAFTER BETWEEN THE UPPER AND LOWER ROOF PANELS.

CONSTRUCTION NOTES:

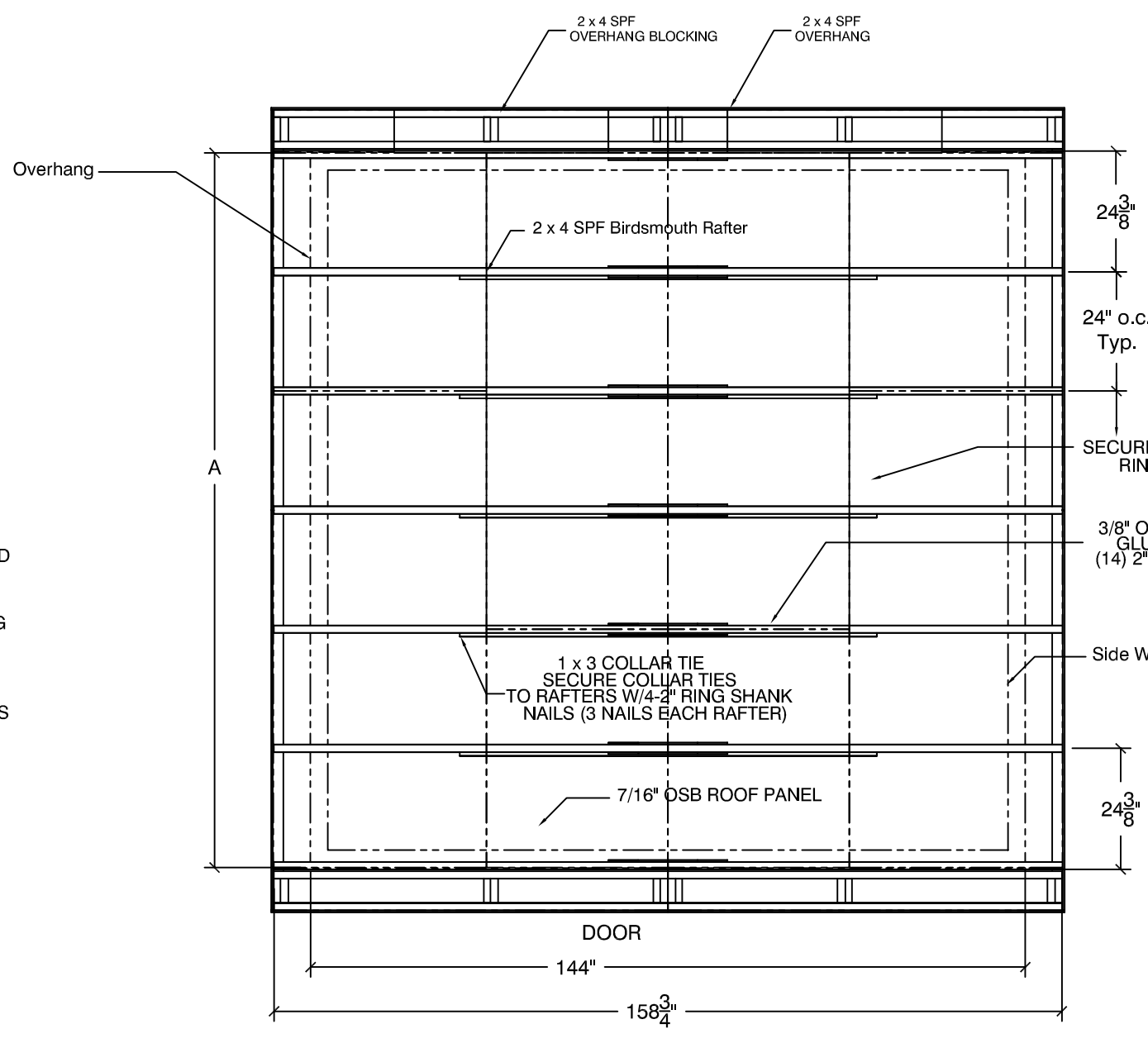
- PLYWOOD PANELS SHALL BE INSTALLED W/ FACE GRAIN PARALLEL TO STUDS.
- ALL HORIZ. JOINTS SHALL OCCUR OVER FRAMING. PLATWISE BLOCKING SHALL BE USED AT ALL HORIZ. PANEL JOINTS.
- PANELS SHALL BE ATTACHED TO BOTTOM PLATES & TOP PLATES. LOWEST PLATE SHALL BE ATTACHED TO FOUNDATION (OR BOND BEAM) W/ RING SHANK NAILS OR CONNECTORS OF SUFFICIENT CAPACITY TO RESIST THE UPLIFT DEVELOPED IN THE PLYWOOD SHEATHED WALLS.
- WHERE WINDOWS & DOORS INTERRUPT PLYWOOD SHEATHING, FRAMING ANCHORS OR CONNECTORS SHALL BE USED TO RESIST THE APPROPRIATE UPLIFT LOADS.

FLORIDA APPROVAL CODES:	QUALITY ASSURANCE EXPIRATION DATE
Shingles: FL 10674.1 (OC)	01/01/2009
FL 10124.1 (GAF)	12/16/2025
FL 30010.1 (KOC)	12/31/2024
Siding: FL 9180.1 (LP)	12/31/2020
Underlayment: FL 10626.1 (GAF)	12/31/2024
FL 9777.1 (OC)	12/31/2024
Windows: FL 17076.1 (MWD)	12/31/2023
Rollup Door: FL 12765.7 (Jama)	12/31/2023
Vinyl Siding: FL 12506.1 (Nor)	12/31/2023
FL 15272.5 (Alside)	12/31/2023
Simpson: FL 10456.7	12/8/2023
H2.5A	12/8/2023
FL 10456.15	12/8/2023
SP4	12/8/2023

IF THE SHED IS BEING CONSTRUCTED IN A FLOOD AREA:
PER ASCE 24-14, TO MEET THE REQUIREMENT OF ONE SQ. INCH OF VENT AREA REQUIRED FOR EACH SQ. FT. OF ENCLOSED AREA, (1) 8" X 16" FLOOD VENT ON EACH WALL OR 512 SQ. IN. OF AREA WILL BE PROVIDED.



WOOD FLOOR FRAMING
SCALE: 3/8" = 1'-0"



ROOF FRAMING
SCALE: 3/8" = 1'-0"

1. THIS ROOF PLAN IS GOOD FOR THE 12' x 12' GABLE ONLY. ALL MATERIAL AND LABOR SHALL MEET OR EXCEED APPLICABLE LOCAL CODES.

DESIGN CRITERIA: FBC 8th Edition (2023)				Rev.	Date	By	Revision	Richard Kozlowski, P.E.				ASHEVILLE GABLE 12' WIDE			
Ultimate Design Wind Speed (mph)	160	Fir. Live Ld. / Wood (psf)	36	Roof Live Load (psf)	36										
Wind Exposure	C	Fir. Dead Ld. / Wood (psf)	6	Roof Dead Load (psf)	6										
Nominal Design Wind Speed (mph)	112	Design Wind Pressure On Openings (psf)	42	Wall Dead Load (psf)	3										
Int. Pressure Coef.	0.55	Comp. & Clad. Design Pressure (psf)	42												
Risk Category	1			Roof Sheathing: 7/16" Rated 24/16											
				Wall Sheathing:											



Digitally signed by
Richard Kozlowski
Date: 2024.05.22
12:06:08 -04'00'

1. This item has been digitally signed and sealed by Richard Kozlowski on the date adjacent to the seal.
2. Printed Copies of this are not considered signed and sealed and the signature must be verified on any electronic copy.