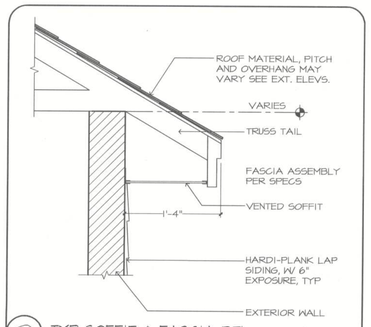

2 TYP SOFFIT & FASCIA DTL
SCALE: 1" = 1'-0"

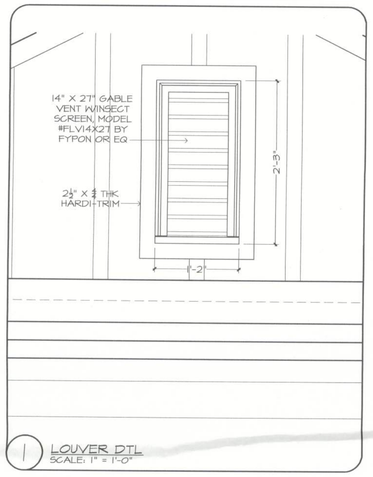

1 LOUVER DTL
SCALE: 1" = 1'-0"

GENERAL NOTES:

- FLAT SOFFIT AT PERIMETER OF HOUSE UNLESS NOTED OTHERWISE.
- VERIFY ALL HDW & DR ROUGH OPNGS W/ MFR SPECS.
- LOCATE ALL PLUMBING STACKS BEYOND THE FRONT ELEV ROOF RIDGES, IF ALLOWABLE PER CODE.
- ROOF VENTS SHOWN FOR LOCATION PURPOSE ONLY
- NUMBER OF ROOF VENTS TO BE DETERMINED BY BUILDER

FRAMING PLAN DISCLAIMER

THE FRAMING PLANS REPRESENTED IN THESE DRAWINGS ARE INTENDED TO ESTABLISH PROPOSED FRAMING MEMBER LOCATIONS, FRAMING MEMBER DEPTH, POTENTIAL BEARING LOCATIONS AND ELEVATIONS, AND IS IN NO WAY INTENDED TO BE INTERPRETED AS STRUCTURAL ENGINEERED DRAWINGS. THE CONTRACTOR (BUILDER) SHALL ENSURE THAT THE STRUCTURE CONFORMS TO THOSE STANDARDS IN ALL RESPECTS INCLUDING STRENGTH, STRESSES, STRAINS, LOADS, CONNECTIONS, AND STABILITY. REFER TO PLAN DISCLAIMER LOCATED ON THIS SHEET FOR ADDITIONAL STIPULATIONS AND REQUIREMENTS.

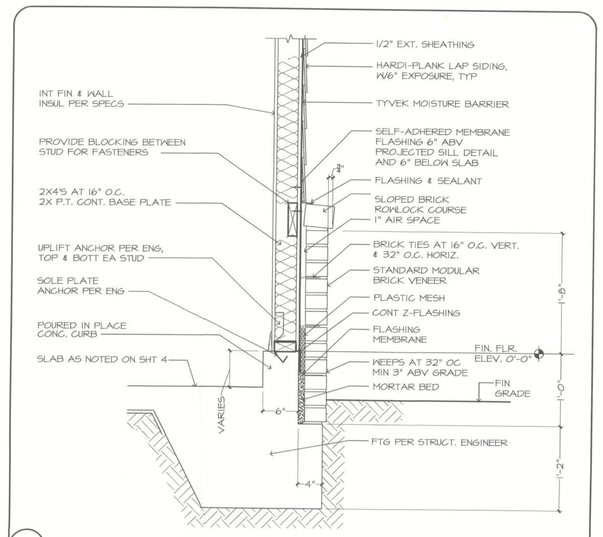

4 BRICK WAINSCOT DETAIL AT GARAGE
SCALE: 1" = 1'-0"

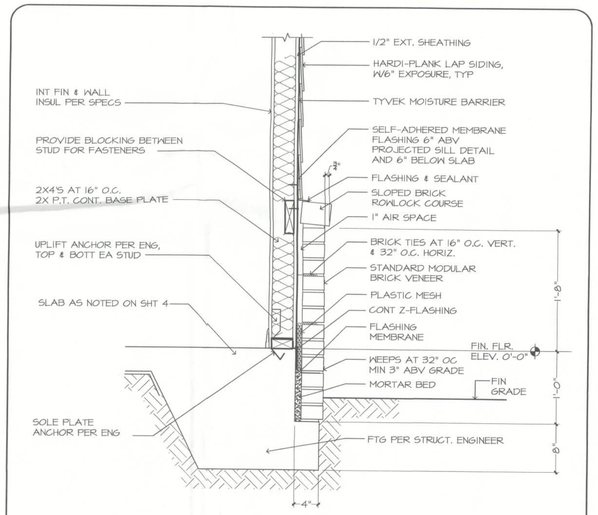

3 BRICK WAINSCOT DETAIL AT LIVING AREA SLAB
SCALE: 1" = 1'-0"

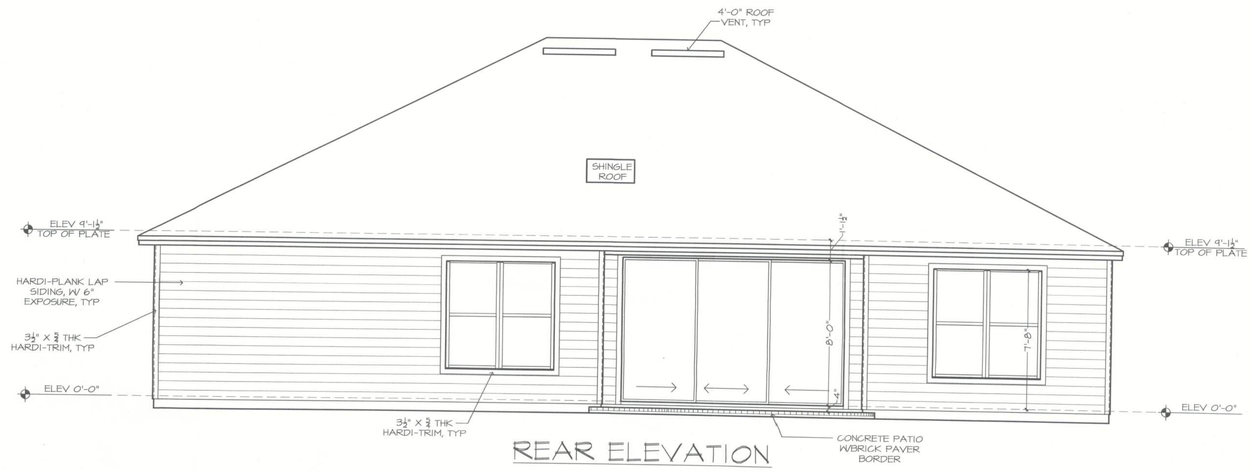

REAR ELEVATION

© 2010 ARTHUR RUTENBERG HOMES, INC.

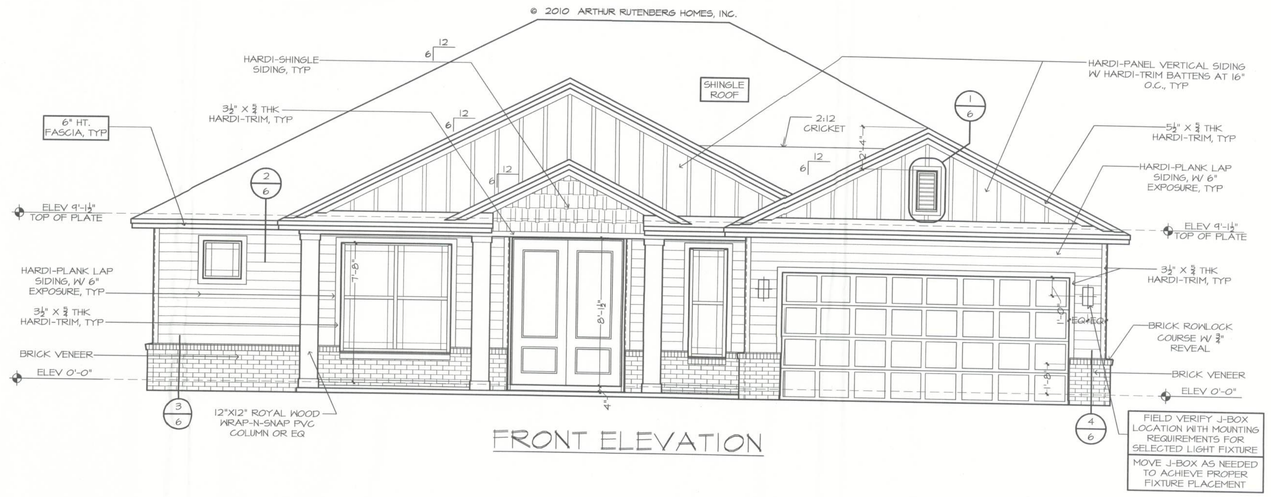

FRONT ELEVATION

Arthur Rutenberg Homes

COPYRIGHT
ARTHUR RUTENBERG HOMES, INC.
ALL RIGHTS RESERVED

02/02/10 SLH - PC
05/11/12 ESL - A

ARTHUR RUTENBERG HOMES, INC., THE DESIGNER, ARCHITECT OR ENGINEER OF THESE PLANS IS NOT RESPONSIBLE FOR THE ARCHITECTURAL DESIGN OR STRUCTURAL DESIGN REPRESENTED IN THESE DRAWINGS (PLANS), BUT NOT FOR ANY STRUCTURAL INFORMATION INCLUDED OR OMITTED RESULTING FROM ERRORS OR OMISSIONS IN THE PLANS. THE BUILDER IS RESPONSIBLE FOR ENSURING THAT THE RESIDENCE TO BE BUILT UNDER THESE PLANS AND CONSTRUCTING THE BUILDING IN ACCORDANCE WITH ALL APPLICABLE FEDERAL, STATE AND LOCAL LAWS, ORDINANCES, RULES AND REGULATIONS, INCLUDING, WITHOUT LIMITATION, HURRICANE CODES, PRE-ENGINEERED BUILDING, EGRESS, FIRE SAFETY, TECHNICAL CODES, FLOOD ZONE CRITERIA, ENERGY CONSERVATION, ACCESSIBILITY, ZONING, SUBDIVISION, SIGN, SIGHT VISIBILITY, FLOOD PLAIN, WETLANDS AND ENVIRONMENTAL LAWS. THE PRE-ENGINEERED BUILDING DRAWINGS THE OWNER, CONTRACTOR (BUILDER), AND SUBCONTRACTORS ACKNOWLEDGE AND AGREE TO THIS DISCLAIMER.

THE JASMINE II80F - COLUNGA-KNIGHT RESIDENCE

BUILDER: BRYAN ZEGHER HOMES, INC.
LAKE CITY, FLORIDA
AN INDEPENDENTLY OWNED AND OPERATED FRANCHISE

FRONT & REAR ELEVATIONS

1/4" = 1'-0"

PLAN II80F-2F-0-"B3"

"TRADITIONAL"

6