

Cool and Cobb Engineering Company

Date: 7/24/2024

Project: 24-1270

Job: David Smith

Location: 1017 SW Walter Ave., Lake City, FL 32024

CRAWLSPACE JACK DESIGN ANALYSIS

The load requirements for the Crawl Space Jacks designed to assist in supporting the identified areas of the subject residence were determined. The selected Crawl Space Jack locations and the specific Crawl Space Jacks are identified on the Jack Identification and Location Plan attached. The calculated total loads on the Crawl Space Jacks in the specific location, including both dead and live loads are documented in the attached table which is designated as Attachment "A". This Crawl Space Jack design is approved and certified as meeting all the requirements of the Florida Building Code 2023 8th Edition, and good engineering practice. This is not to be the primary support structure, but a supplement support to assist in support of the weight of the structure, which will reduce the total pressure on the existing soils and reduce deflection in beams. After completion of installation, Cool and Cobb Engineering Company shall be supplied with a log of the location of each Crawl Space Jack installed so they can evaluate the installation and prepare the "As Built" drawings.

General Notes:

1. The Crawl Space Bracket attached in this design is approved as minimum size required for the loads.
2. Top plate to be secured to beam by one of the below methods:
 - Steel Beam – Field spot weld, min. 2 locations each jack.
 - Wood Beam – (2) Min. 2 ½" length deck screw
3. Assumed allowable soil loading of 2,000 psf.
4. A log of each Crawl Space Jack to be kept by Contractor.

7/24/2024

Kenneth F Wheeler, P.E.
State of Florida
Professional Engineer No. 60417



Digitally signed
by Kenneth F
Wheeler
Date:
2024.07.24
15:37:22 -04'00'






This item has been digitally signed and sealed by Kenneth F. Wheeler, P.E. on the date adjacent to the seal.

Printed copies of this document are not considered signed and sealed and the signature must be verified on any electronic copies.

203 W. Main St.
Avon Park, FL 33825
Office: (863) 657-2323
Fax: (863) 657-2324

Contractor: Foundation Professionals

Legend

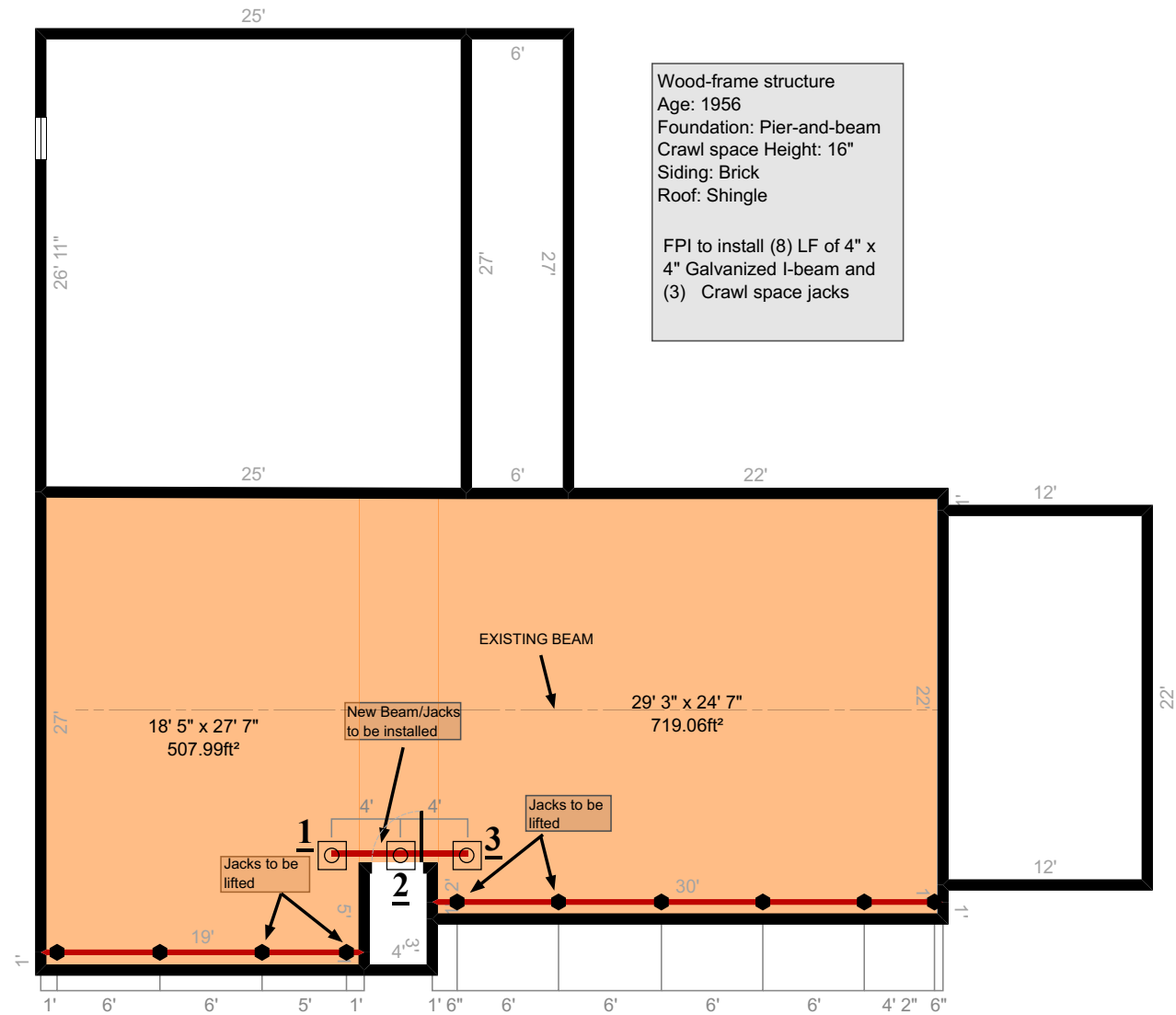
| | |
|----------------------|---|
| Foundation |  |
| Exist Support Post |  |
| New Crawl Space Jack |  |
| New I Beam |  |
| Encapsulation |  |





7/24/2024
Kenneth F. Wheeler, P.E.# 60417
Cool and Cobb Engineering Co.
203 W. Main St.,
Avon Park, FL 33825

Printed copies of this document are not considered signed and sealed and the signature must be verified on any electronic copies.



Smith / Foundation Repair (Phase 2)

Foundation Professionals of Florida
3309 SW State Road 247
Lake City, FL 32024
www.foundationprosfl.com

Project Address
David Smith
1018 SW Walter Ave
Lake City, FL 32024

Created By
Conner Rawlins
(904) 515-8680
7/15/2024



Cool and Cobb Engineering Company

Date: 7/24/2024
Job: David Smith
Location: 1017 SW Walter Ave., Lake City, FL 32024

Project # 24-1270

Attachment "A"

Total Load on Support (Live Load + Dead Load)

| SUPPORT NO. | TOTAL CALCULATE LOAD | |
|-------------|----------------------|-----|
| 1 | 830 | lbs |
| 2 | 1,660 | lbs |
| 3 | 830 | lbs |

Maximum Total Load on Pile: 1,660 lbs



Digitally signed
by Kenneth F
Wheeler
Date: 2024.07.24
15:37:58 -04'00'

7/24/2024

Kenneth F Wheeler, P.E.

PE# 60417

This item has been digitally signed and sealed by Kenneth F. Wheeler, P.E. on the date adjacent to the seal.

Printed copies of this document are not considered signed and sealed and the signature must be verified on any electronic copies.

Cool and Cobb Engineering Co.
203 W. Main St.
Avon Park, FL 33825



EARTH CONTACT PRODUCTS, LLC

Product Datasheet

PPB-103 & PPB-107--Crawl Space Jack

7/24/2024

Kenneth F. Wheeler, P.E.

PE #60417

Cool and Cobb Engineering Co.

203 W. Main St.

Avon Park, FL 33825



PPB-103



PPB-107

Product Specifications

| | |
|--------------------|--------------------------|
| Anchor Style | Resistance |
| Component | Crawl Space Jack |
| Ultimate Capacity | 60,000 lbs. |
| Shaft Material | 3-1/2" O.D. x .165" Wall |
| Bearing Plate Size | 5" x 6" |
| PPB-103 Baseplate | 3-1/2" x 3-1/2" |
| PPB-107 Baseplate | 7" x 7" |
| Threaded Rod | 1-1/4" x 10" |
| Coating | Galvanized |
| Standard Package | Each |

Notes

Pre-cast or poured footing provided by contractor.



7/24/2024
Kenneth F. Wheeler, P.E.
PE #60417

Cool and Cobb Engineering Co.
203 W. Main St.
Avon Park, FL 33825



NEW GROUND SUPPORT PAD FOR CRAWL SPACES

TAKE YOUR SUPPORT TO THE NEXT LEVEL

ECP's new Footing Pad for supplemental support replaces the need to handle concrete or crushed gravel in confined crawl space areas. The 24" round composite Footing Pad has a capacity of 9,327 lbs. with a 3:1 Factor of Safety when used on 3,000 psi soil. This load is backed up by the ICC and ESR-2147.

ECP is offering the Footing Pad at two different price points. Full skid quantity is 68 pieces, and full skids will be priced at _____ per Footing Pad. For quantities less than 68, the Footing Pad will be _____ each. Please contact ECP to order your Footing Pad and Crawl Space Supports today.

| Part # | Description | Qty | Price | Bulk | Price |
|-------------------|--|--------|-------|-------------|-------|
| PPB -107- FP24 | 24" Footing Pad for use with PPB -107 | 1 - 67 | | 68 Per Skid | |