1	2	3	4				5	6		7	8	9	10	11			12	13	14	
OPENING NUMBER	DOOR											FRAME						HARDWARE SET	REMARKS	
	TYPE	MAT'L	NOMINAL SIZE				SILL DETAIL	LOUVER		GLASS	SPEC'L DETAIL	TYPE	MAT'L	SECTIONS			FIRE RATING			
			NO.	WIDTH	HEIGHT	THKNS.		W	H					JAMB	HEAD	SILL				
101a	FM	HM	2	3'-0"	6'-8"	1 3/4	5			-		2	HM	3				panic h/w	ANSI A156.2, NO. F82, ND91PD	self closing
101b	FM	HM	2	3'-0"	6'-8"	1 3/4	5			-		2	HM	3				panic h/w	ANSI A156.2, NO. F82, ND91PD	self closing
101c	FM	HM	1	3'-0"	6'-8"	1 3/4	5			-		1	HM	3				panic h/w	ANSI A156.2, NO. F82, ND91PD	self closing
101d	FM	HM	1	3'-0"	6'-8"	1 3/4	5			-		1	HM	3				panic h/w	ANSI A156.2, NO. F82, ND91PD	self closing
102a	F	WD	2	3'-0"	6'-8"	1 3/4	5			-		2	HM	3			45 min	storeroom lock	ANSI A156.2, NO. F82, ND91PD	self closing
102b	F	WD	1	2'-4"	6'-8"	1 3/4	4			-		3	HM	3				storeroom lock	ANSI A156.2, NO. F86 , ND80PD	
103a	F	WD	1	3'-0"	6'-8"	1 3/4	4			-		1	HM	3				passage	ANSI A156.2, NO. F75, ND10S	
104a	F	WD	1	3'-0"	6'-8"	1 3/4	4			-		1	HM	3				office lock	ANSI A156.2, NO. F82, ND91PD	
105a	F	WD	1	3'-0"	6'-8"	1 3/4	4			-		1	HM	3				public toilet lock	ANSI A156.2, NO. F75 , ND10S	self closing
106a	F	WD	1	3'-0"	6'-8"	1 3/4	4			-		1	HM	3				public toilet lock	ANSI A156.2, NO. F75 , ND10S	self closing
107a	FM	HM	1	3'-0"	6'-8"	1 3/4	5			-		1	HM	3				public toilet lock	ANSI A156.2, NO. F82, ND91PD	self closing
108a	F	WD	2	3'-0"	6'-8"	1 3/4	4			-		2	HM	3				storeroom lock	ANSI A156.2, NO. F86 , ND80PD	
109a	F	WD	2	3'-0"	6'-8"	1 3/4	4			-		2	HM	3				storeroom lock	ANSI A156.2, NO. F86 , ND80PD	
110a	FM	HM	1	3'-0"	6'-8"	1 3/4	5			-		1	HM	3				public toilet lock	ANSI A156.2, NO. F82, ND91PD	self closing

1. NUMBER ALL OPENINGS INDIVIDUALLY, WITH THE NUMBERING SYSTEM REFLECTING FLOOR NUMBERS IF REASONABLE.
2. DOOR TYPE
   USE ALPHANUMERICAL DESIGNATION FOR TYPES, AS SHOWN ON ELEVATION VIEWS ON FACING PAGE. ELEVATIONS SHOULD SHOW DOOR CONFIGURATION AND ALL FEATURES SUCH AS LOUVERS, VISION LIGHTS, ETC. DO NOT USE ON ELEVATION WITH DASH LINES TO INDICATE VARIATIONS.
3. DOOR MATERIAL
   DESIGNATE MATERIAL FROM WHICH DOOR IS MADE. HM= HOLLOW METAL, AL= ALUMINUM, WD= WOOD, FG= FIBERGLASS. INDICATE SPECIAL FACING AS NOTED IN REMARKS COLUMN. TYPE OF CORE CONSTRUCTION SHOULD BE STATED IN THE SPECIFICATIONS.
4. NOMINAL SIZE
   LIST NUMBER OF DOORS PER FRAMED OPENING, PLUS WIDTH, HEIGHT AND THICKNESS OF DOOR. STATE HEAD AND JAMB CLEARANCES IN SPECIFICATIONS, USING HOLLOW METAL MANUFACTURERS ASSOCIATION RECOMMENDED STANDARDS UNLESS SPECIAL CONDITIONS REQUIRE OTHERWISE.
5. SILL DETAIL
   REFERENCE SILL DETAIL, WHICH SHOWS SILL CLEARANCE, THRESHOLD IF ANY, AND ANY SPECIAL CONDITIONS. REFERENCE NUMBER SHOWS DETAIL NUMBER FIRST, FOLLOWED BY SHEET NUMBER.
6. LOUVER
   NOTE WIDTH AND HEIGHT IN INCHES OF LOUVER PANEL. LOUVER TYPES LOUVER TYPES MAY BE SPECIFIED OR SHOWN IN DETAIL DRAWINGS.
7. GLASS
   NOTE THICKNESS AND TYPE OF GLASS TO BE USED IN GLAZED OPENING.
8. SPECIAL DETAIL
   REFERENCE DETAILS SHOWING SPECIAL FEATURES SUCH AS ASTRAGAL (ON PAIR) CUTOUT DOOR SHEET, PLUSH DOOR PANEL OR OTHER.
9. FRAME TYPE
   USE NUMERICAL DESIGNATION FOR TYPE, AS SHOWN ON ELEVATION VIEWS ON FACING PAGE.
10. FRAME MATERIAL
    DESIGNATE MATERIAL FROM WHICH FRAME IS MADE, USING USING SAME SYMBOLS AS FOR DOOR MATERIALS.
11. FRAME SECTIONS
    REFERENCE DETAILS, SHOWING FRAME SECTIONS AT HEAD AND JAMB, AND DETAILS OF SUCH MEMBERS AS TRANSOM BARS, MULLIONS AND OTHER SPECIAL FEATURES.
12. FIRE RATING
    STATE FIRE RATING, IF ANY, REQUIRED FOR OPENING.
13. HARDWARE SET
    STATE APPLICABLE HARDWARE SET NUMBERS AS DESCRIBED IN SPECIFICATIONS.
14. REMARKS
    NOTE HERE ANY SPECIAL CHARACTERISTICS OR REQUIRED FEATURES OF THE OPENING TO ENSURE THAT THE CONTRACTOR OR SUPPLIER WILL BE PROPERLY INFORMED.

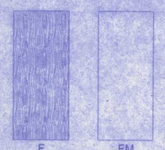

F Flush

FM Flush Metal

GENERAL NOTES - DOORS

1. ALL INTERIOR DOORS SHALL BE ROTARY CUT BIRCH VENEER SOLID CORE 6/6 x 1 3/4"
2. ALL EXTERIOR DOORS SHALL BE FLUSH FOAM CORE STEEL DOORS 6/8" x 1 3/4"
   WEATHERSTRIPPING, AND THRESHOLD FACTORY INSTALLED UNLESS NOTED OTHERWISE.
3. IF REQUIRED, UNDERCUT DOORS FOR RETURN AIR. COORDINATE WITH MECHANICAL SUB-CONTRACTOR AS PER FINAL DESIGN.
4. CONFIRM DEPTHS OF ALL JAMBS. COORDINATE WITH CORRESPONDING WALL SECTIONS, PARITION TYPES, AND WALL MODIFICATION DETAILS.
5. PAINT ALL EXTERIOR SURFACES OF EXTERIOR METAL DOORS AND THE STEEL DOOR JAMB WITH SHERWIN WILLIAMS DTM ACRYLIC GLOSS SW 1013.
6. PAINT ALL INTERIOR SURFACES OF EXTERNAL METAL DOORS AND THE METAL DOOR FRAME WITH SHERWIN WILLIAMS DTM ACRYLIC GLOSS SW 1013.
7. PAINT ALL INTERIOR STEEL JAMBS WITH SW DTM ACRYLIC GLOSS SW 1013.
8. ALL INTERIOR DOORS SHALL BE PREFINISHED "HONEY" COLOR.
9. DOOR HARDWARE SHALL BE LEVER TYPE BY KWICKSET KINGSTON STYLE LEVER WITH SATIN NICKLE FINISH.
10. ALL DOOR CLOSERS SHALL BE LCN OVERHEAD SURFACE MOUNTED SERIES 4010.
11. PANIC H/W SHALL BE CORBIN RUSSWIN ED 8200 W/ SATIN NICKLE FINISH.
12. DOORS 101a, 101b, AND 101c SHALL HAVE A DIGITAL KEY SAFE BY GE SECURITY MOUNTED 48" A.F.F. AND 12" FROM THE LATCH SIDE FRAME. COLOR TO BE SELECTED BY OWNER.
13. ALL WALK THROUGH DOORS SHALL BE BEVELED STYLE. NO UNIVERSAL HINGE STYLE DOORS SHALL BE PERMITTED.
14. ALL INTERIOR DOORS SHALL HAVE DOOR STOPS.
    Manufacturer: IVES
    Product number: FS13US26

    CAST BRASS CONSTRUCTED LOW RISE DOME STOP IN A BRUSHED CHROME
    IVES FS13US26 IVES FS13US26 CAST BRASS CONSTRUCTED LOW RISE DOME STOP IN A BRIGHT CHROME WHERE THERE IS NO THRESHOLD.

WINDOW SCHEDULE

NO.	CALL SIZE	WINDOW SIZE		MATERIAL		QUANTITY PER OPENING	ROUGH OPENING		WIND PRESS. @ EA. WINDOW	REMARKS
		WIDTH	HEIGHT	FRAME	GLASS		WIDTH	HEIGHT		
1	SH 3040	35 1/4"	47 1/4"	ALUM.	DBL. PANE	1	36"	48"	+ 25.7 PSF / - 25.6 PSF	TOP OF WINDOW 6'-0" A.F.F.

NOTES:

1- GENERAL CONTRACTOR SHALL VERIFY ALL ROUGH OPENING DIMENSIONS PRIOR TO COMMENCEMENT OF WORK
2- ALL WINDOWS SHALL HAVE A MARBLE SILL

Window Specifications:

MI Home products Series 455 Single Hung window
Family - Single Hung
Material - Aluminum
Frame Depth - 2 3/8" frame depth
Exterior Profile - Colonial Panning
Balance Type - Block & Tackle Balance Type
IG Thickness - 5/8" Insulated Glass
Colors - White

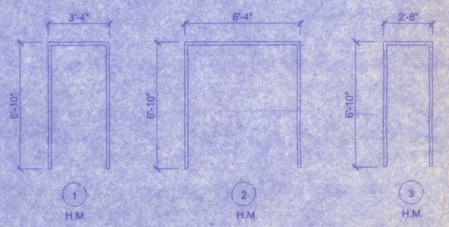

NOTE:
all jambs shall be knockdown hollow metal frames, 16 gauge by F series by steelcraft.

WRAPAROUND FRAME

3



SILL

4

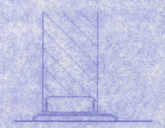

SILL

5

LEVER

PUSH BAR
EXIT DEVICE

ACCEPTABLE DOOR HARDWARE

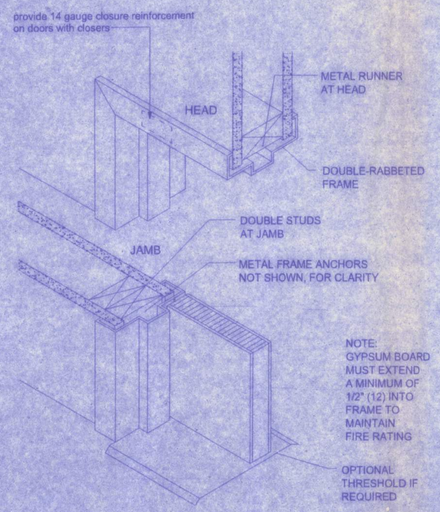

STEEL JAMB/FRAME WALL

DOOR JAMB THICKNESS				
wall type	wall covering	wall thickness	throat opening	jamb depth
2x4	1/2" gypsum both sides	4 1/2"	4 5/8"	5 5/8"
	5/8" gypsum both sides	4 3/4"	4 7/8"	5 7/8"
2x6	1/2" gypsum both sides	6 1/2"	6 5/8"	7 5/8"
	5/8" gypsum both sides	6 3/4"	6 7/8"	7 7/8"

contractor shall verify wall type prior to ordering door frames.

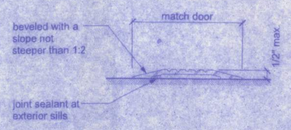

THRESHOLD
NTS

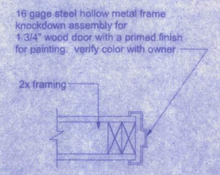

INT. JAMB DETAIL
SCALE: 1 1/2" = 1'-0"

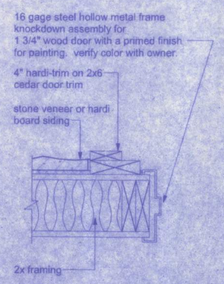

EXT. JAMB DETAIL
SCALE: 1 1/2" = 1'-0"

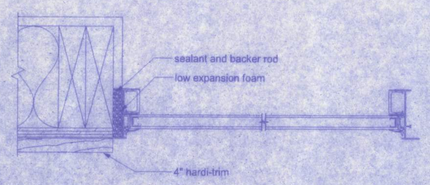

HORIZONTAL SECTION
NTS

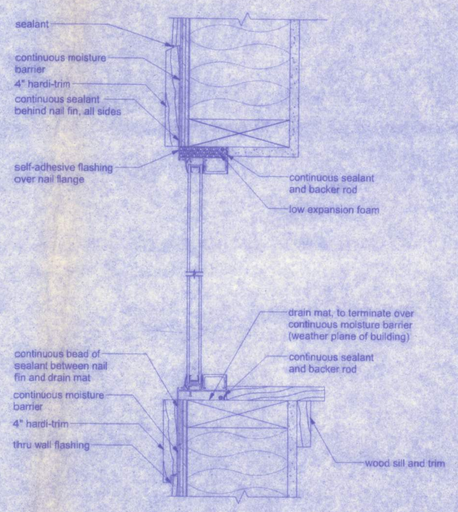

VERTICAL SECTION
NTS

WEST SIDE COMMUNITY CENTER

128 SW NASSAU STREET
LAKE CITY, FL. 32025
(386)758-4209
CERTIFICATE OF AUTHORIZATION #00008701
Freeman Design Group Inc.

DATE	DRAWN BY
11/5/10	W.H.F.
	APPROVED W.H.F.

REVISIONS

SHEET A-9
OF 11

PROJECT NO. 09.C037