



| | |
|------------|--------------------------|
| Pella | <input type="checkbox"/> |
| Reliablilt | <input type="checkbox"/> |
| Other | _____ |





PSE Pricing Worksheet - Windows

(Complete and Fax to Installer)

| | |
|---|--|
| Customer: <u>Edna Baty</u> | Store: <u>179</u> |
| Phone (home): <u>386-697-3452</u> | Phone (cell): _____ Phone (other): _____ |
| Install Address: <u>336 SE Woodhull St. CC FL 32025</u> | |

Directions:

1. Draw the walls where windows are being replaced and label them front, back, L side or R side (as seen from the street)
2. Draw the windows that are being replaced on each wall drawing
3. Place a capital letter beside each window in the drawing. Windows with the same dimensions will have the same letter. Complete the information on the next page using the corresponding letter.

| | |
|-------------------------------|--|
| <p>Front</p> | <div style="text-align: center;"> <p>LHS</p>  <p>49 1/16</p> <p>37 x 81 1/2</p> </div> <p style="text-align: right;">Brushed Nickel</p> |
| <p>Left</p> <p>Clam shell</p> | Empty space for drawing |
| <p>Back</p> <p>LHS</p> | <div style="display: flex; justify-content: space-around;"> <div style="text-align: center;"> <p>6 panel</p>  <p>49 1/16</p> <p>33 x 81</p> </div> <div style="text-align: center;"> <p>OS</p>  <p>73 x 80</p> </div> </div> <p style="text-align: right;">Full. Hiko Blinds Btw</p> <p style="text-align: right;">49 1/16</p> |
| <p>Right</p> <p>42 x 74</p> | <div style="text-align: center;">  </div> |

4227.23