


ARCHITECT

WARREN E. BARRY

FLORIDA ARCHITECT, LICENSE #AR93495
D.B.A.: W.E.B. DESIGNS



www.WEBarryDesigns.com

4409 NW 186TH STREET
NEWBERRY, FLORIDA 32669

PHONE: (352) 472-2600
FAX: (352) 472-2611

TATOM
RESIDENCE

SIGNATURE: _____
DATE: 12/3/09

LAKE CITY,
FLORIDA

LIMITATIONS OF USE:

THE DRAWINGS CONTAINED WITHIN THIS SET OF DOCUMENTS ARE INTENDED FOR THE ONE TIME USE IN REFERENCE TO THE PROJECT LISTED ABOVE ONLY. ANY UNAUTHORIZED COPYING OF OR UTILIZATION OF THE DOCUMENTS OR ANY PART WITHIN IS COPYRIGHT INFRINGEMENT OF INTELLECTUAL PROPERTY.

LIABILITY DISCLAIMER:

THE DRAWINGS CONTAINED WITHIN THIS SET OF DOCUMENTS ARE INTENDED FOR CONTRACTOR'S STANDARD CONSTRUCTION. W.E.B. DESIGNS IS RESPONSIBLE ONLY FOR THE ACCURATE REPRESENTATION, COORDINATION, AND DEPICTION OF THE GENERAL DESIGN. THE CONTRACTOR IS RESPONSIBLE AND LIABLE FOR THE SELECTION OF BOTH MATERIALS AND METHODS OF CONSTRUCTION IN REGARDS TO BUT NOT LIMITED TO THERMAL AND MOISTURE PROTECTION, PROPER APPLICATION AND INSTALLATION OF PRODUCTS ACCORDING TO MANUFACTURER'S RECOMMENDATIONS, AND THE UTILIZATION AND IMPLEMENTATION OF INDUSTRY STANDARDS. THE CONTRACTOR IS ALSO RESPONSIBLE FOR FIELD VERIFICATION OF ALL DIMENSIONS OF PREEXISTING CONSTRUCTION PRIOR TO THE FABRICATION OR COMMENCEMENT OF ANY NEW WORK. ACCEPTANCE BY CONTRACTOR OF THESE DRAWINGS FOR CONSTRUCTION IS ACKNOWLEDGMENT TO AND AGREEMENT WITH THESE TERMS AND CONDITIONS.

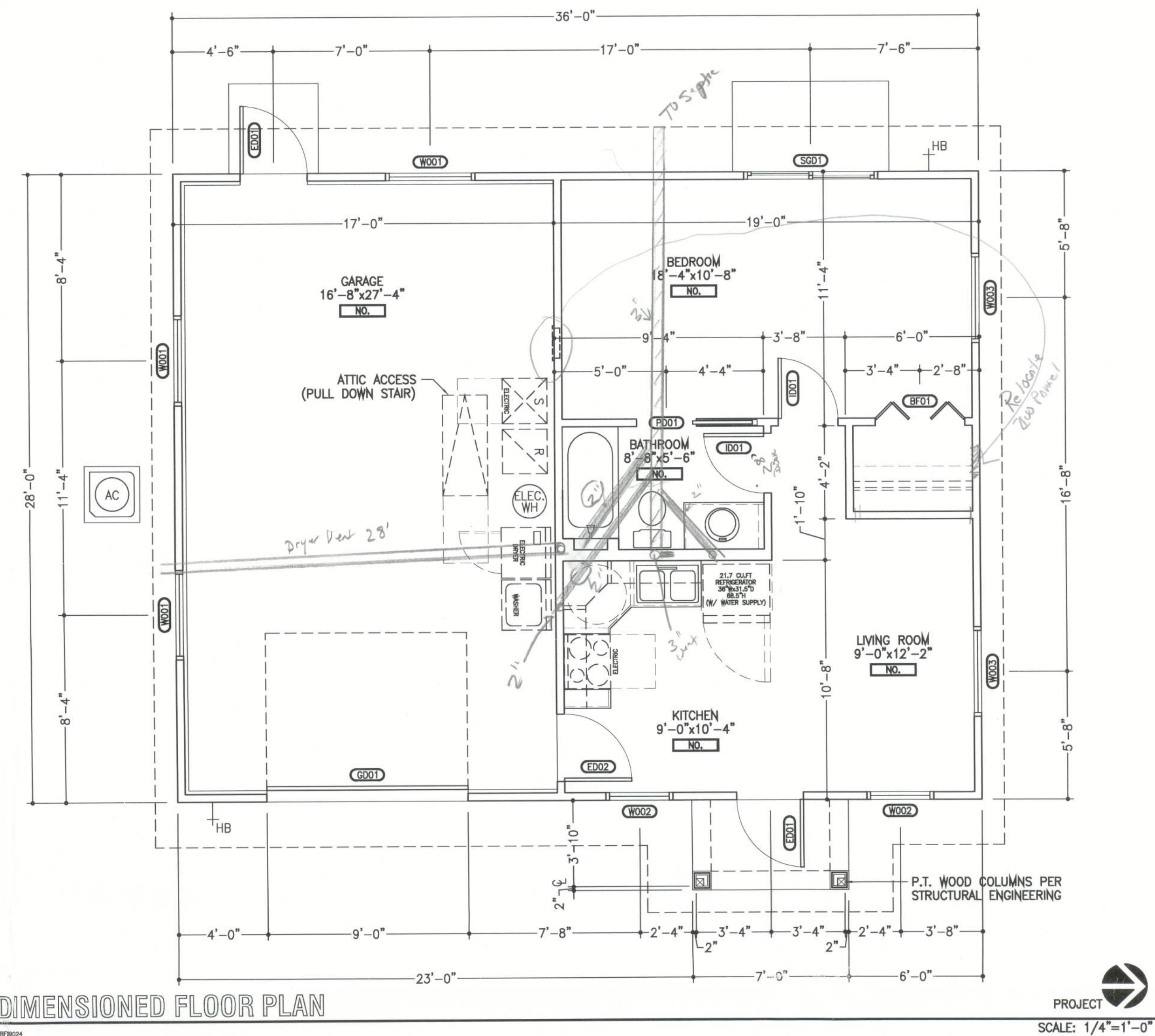
CONSTRUCTION
DOCUMENTS FOR
CONTRACTOR'S
STANDARD
CONSTRUCTION

PROJECT NO.: 09024
DATE: DECEMBER 03, 2009
REVISION DATES:
DATE CHECKED: DECEMBER 03, 2009

DIMENSIONED FLOOR PLAN,
ROOF PLAN,
GENERAL NOTES

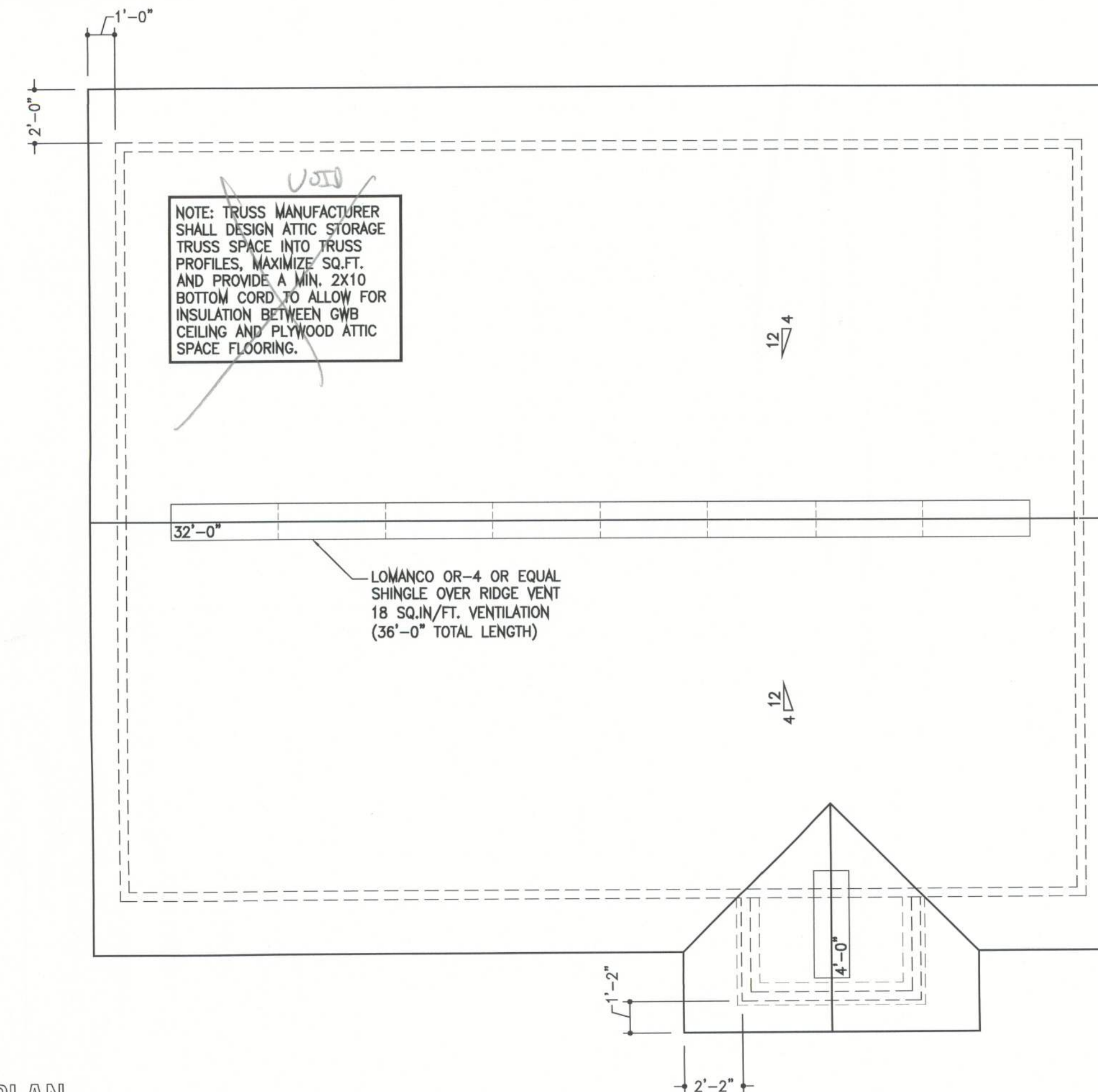
A1.10

COPYRIGHT ©



DIMENSIONED FLOOR PLAN

09024



ROOF PLAN

09024

HVAC NOTES:

- 1) HVAC CONTRACTOR TO REVIEW WITH OWNER OPTIONS FOR ZONING, FRESH AIR INTAKE, AND AIR FILTRATION AND PURIFICATION.
- 2) PROVIDE DIGITAL PROGRAMMABLE THERMOSTATS FOR ALL CONDITIONED ZONES.
- 3) PROVIDE 4" PLEATED AIR FILTER UNLESS REQUESTED OTHERWISE BY OWNER.
- 4) DUCTS IN GARAGE AND DUCTS PENETRATING THE WALLS OR CEILINGS SEPARATING THE DWELLING FROM THE GARAGE SHALL BE CONSTRUCTED OF A MINIMUM NO.26 GAGE SHEET STEEL, 1 INCH MIN. RIGID NONMETALLIC CLASS 0 OR CLASS 1 DUCT BOARD, OR OTHER APPROVED MATERIAL AND SHALL HAVE NO OPENINGS INTO THE GARAGE PER FBC 2007 R309.1.1.

OPENING NOTES:

OPENING DIMENSIONS ARE FOR GENERAL DESIGN ONLY, COORDINATE EXACT ROUGH OPENING SIZE WITH MANUFACTURER'S PRODUCT DATA.

GARAGE SEPARATION:

GARAGE INTERIOR WALLS AND CEILINGS SHALL BE FINISHED WITH PAINT ON TEXTURED 1/2" GWB AT WALLS AND 5/8" GWB AT CEILINGS. GARAGE CEILINGS BENEATH HABITABLE ROOMS SHALL BE FINISHED WITH PAINT ON TEXTURED 5/8" TYPE X GWB.

SQUARE FOOTAGE

MAIN LIVING (H&C)	532 sq. ft.
COVERED ENTRY	28 sq. ft.
GARAGE	476 sq. ft.
TOTAL (UNDER ROOF)	1,036 sq. ft.

GENERAL NOTES:

- 1) ALL WORK SHALL COMPLY WITH THE LATEST VERSION OF THE FLORIDA BUILDING CODE AND ANY APPLICABLE COUNTY OR LOCAL REGULATIONS.
- 2) THE CONTRACTOR SHALL CHECK PLANS AND SHALL NOTIFY THE DESIGNER OF ANY ERRORS OR OMISSIONS PRIOR TO THE START OF CONSTRUCTION.
- 3) WRITTEN DIMENSIONS HAVE PRECEDENCE OVER SCALED DIMENSIONS. DO NOT SCALE DRAWINGS.
- 4) ALL MATERIALS SHALL BE INSTALLED IN COMPLIANCE WITH MANUFACTURER'S RECOMMENDATIONS AND IN ACCORDANCE WITH ALL APPLICABLE CODES.

ROOF NOTES:

1. RIDGE VENTS / OFF RIDGE VENTS PER CONTRACTOR'S STANDARD CONSTRUCTION AND AS REQUIRED BY CODE FOR PROPER ATTIC VENTILATION. SEE 2007 FLORIDA BUILDING CODE R806.
 - A) PROVIDE MIN. 497 SQUARE INCHES OF ATTIC VENTILATION. 249 MIN. AND 398 MAX. OF TOTAL SHALL BE PROVIDED AT UPPER PORTION OF ROOF. REMAINING REQUIRED VENTILATION TO BE PROVIDED AT SOFFIT.

STRUCTURAL NOTE:

1. SEE TRUSS PACKAGE BY OTHERS AND STRUCTURAL ENGINEERING PACKAGE BY WSE WAYLAND STRUCTURAL ENGINEERING FOR ADDITIONAL INFORMATION.