TIGHTENING REQUIREMENTS:

th bolts are A325-N Unless noted otherwise.

al bolts shall be tightened by the snug tight method in accordance with the edition AISC 'Specification for Structural Joints' using ASTM A325 or A490 Bolts. When Specifically required. A325-N bolts are Supplied without washer unless noted on the drawings as provided by MANUFACTURER.
All bolted connections unless noted are designed as bearing type connections with threads not excluded from the shear plane.

NOTE: SIGNED APPROVALS MUST BE RETURNED WITHIN 10 BUSINESS DAYS IN ORDER TO MAINTAIN ORIGINAL SCHEDULE.

NOTES:
(A) ALL MEMBER SIZES ARE SUBJECT TO CHANGE PENDING ENGINEERS APPROVAL (SIZES MAY VARY).
(B) APPROVAL AUTHORITY: VERIFICATIONS OF DIMENSIONS, DETAILS, ETC ARE REQUESTED WHERE INDICATED. IF EACH VERIFICATION IS NOT NOTED OTHERWISE, IT WILL BE ASSUMED TO BE CORRECT AS SHOWN.

FLORIDA APPROVAL CODES

FPAC NO.	MANUFACTURER	DESCRIPTION
11819.5	MBCI PBR PANELS	ROOF PANELS
11917.5	MBCI PBR PANELS	WALL PANELS
22211.1	TELL SERIES 3068 TELSTAR PRO	3070 WALK DOO
16905.1	ASTA MODEL 203 WINDLOCK	COMM ROLL DOO

TITLE BLOCK

00	COVER PAGE
FND-1	FOUNDATION PLAN
FND-2	FOUNDATION DETAILS
01	ANCHOR BOLT PLAN
01A	ANCHOR BOLT DETAILS
02	ANCHOR BOLT REACTIONS
03	ANCHOR BOLT REACTIONS
04	RIGID FRAME SECTION
05	RIGID FRAME SECTION
06	RIGID FRAME SECTION
07	ROOF FRAMING
08	ROOF SHEETING
09A	BLD-1 ROOF SOFFIT/LINER
09B	BLD-2 ROOF SOFFIT/LINER
09C	BLD-3 ROOF SOFFIT/LINER
10	MEZZANINE FRAMING
11	WALL 1
12	WALL 2
13	WALL 3
14	WALL 4
15	WALL 6
16	ROOF INSULATION
17	DETAIL PAGE 1
18	DETAIL PAGE 2

LARIAT METAL BUILDINGS

LARIAT STEEL DESIGN
78 AIRPORT LANE ----- ADEL, GEORGIA 31620
PHONE:(229)896-2022 ----- FAX:(229)896-2033
EMAIL: lariatsteeldesign@gmail.com

ACCESSORIES

	26 GA. SIG 200 ROOF (PBR)
	26 GA SIG 200 WALLS AND TRIM
1	5'X3' FRAMED OPENING
2	6'X8' FRAMED OPENING
2	8'X6' FRAMED OPENING
1	5'X4'-6" FRAMED OPENING
2	2'-6"X6' FRAMED OPENING
2	6'X7' FRAMED OPENING
8	4'X3' FRAMED OPENING
3	8'X5' FRAMED OPENING
7	12'X14' FRAMED OPENING
3	3'X7' FRAMED OPENING
	GUTTER AND DOWNSPOUT
	2' RAKE AND EAVE EXTENSION
	3" ROOF INSULATION
1	CHIMNEY FRAMED OPENING W/ CRICKET & SHEETING ABOVE ROOF)
	ROOF LINER PANELS
	STANDARD DEFLECTIONS

COLUMBIA COUNTY BUILDING DEPARTMENT
Received for FILE COPY
Code Compliance
PLANS EXAMINER

GREGORY S. BARFIELD, P.E.
2149 NELL PURVIS ROAD
ADEL, GA 31620
229-237-4259
PE# 54419

GREGORY S. BARFIELD
LICENSE
No 54419
STATE OF FLORIDA
PROFESSIONAL ENGINEER
5-5-22

CUSTOMER: SAMMY KEEN
LOCATION: LAKE CITY, FL
C.O.#: 22-114
DRAFTER: BK
DATE: 3/21/22

Gregory S Barfield Digitally signed by Gregory S Barfield Date: 2022.05.05 15:25:51 -04'00'

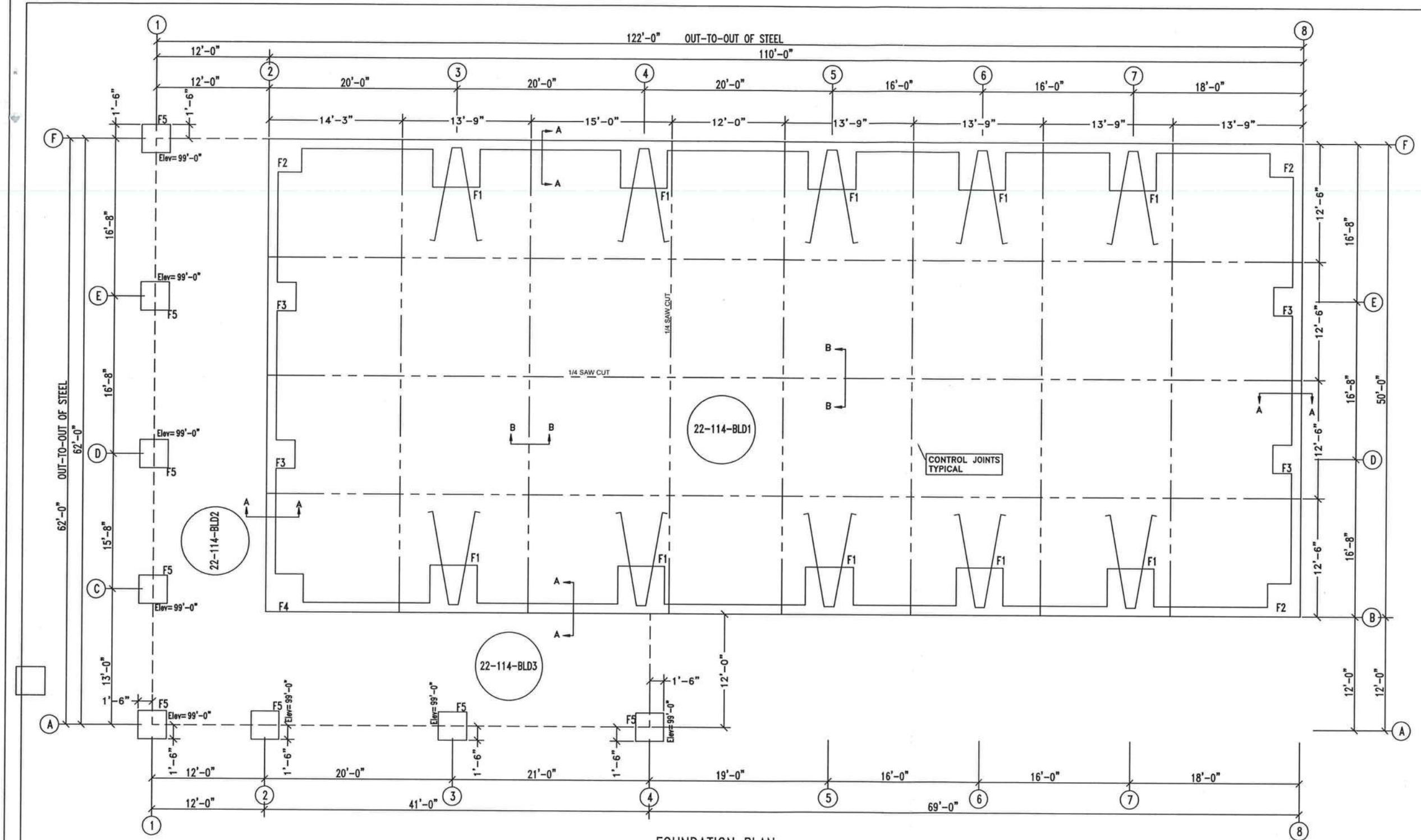

FOUNDATION PLAN

FOOTER SCHEDULE

ID	SIZE	REINFORCING
F1	5' 0" X 5' 0" X 3' 0" DP	1- #5 MATT 6" O/C
F2	3' 6" X 3' 6" X 3' 0" DP	1- #5 MATT 6" O/C
F3	3' 0" X 3' 0" X 3' 0" DP	1- #5 MATT 6" O/C
F4	4' 0" X 4' 0" X 3' 0" DP	1- #5 MATT 6" O/C
F5	3' 0" X 3' 0" X 3' 0" DP	1- #5 MATT 6" O/C

NOTE: ALL SPLICES IN REBAR MUST BE MINIMUM OF 24" (12" EACH WAY)

GREGORY S. BARFIELD, P.E.
2149 NELL PURVIS ROAD
ADEL, GA 31620
229-237-4259
PE# 54419

GREGORY S. BARFIELD LICENSE No 54419 STATE OF FLORIDA PROFESSIONAL ENGINEER

5-5-22

LARIAT METAL BUILDINGS

LARIAT STEEL DESIGN
78 AIRPORT LANE ~ ADEL GEORGIA 31620
PH: (229)896-2022
FAX: (229)896-2033
EMAIL: lariatsteeldesign@gmail.com

REVISION		DATE	BY
"A"			
"B"			
"C"			
"D"			
"E"			
"F"			
"G"			

DESIGN CRITERIA		
BUILDING CODE:	FBC 20	
LIVE LOAD:	20.00	PSF
LIVE LOAD REDUCTION:	Yes	
COLLATERAL LOAD:	0.5	PSF
SNOW LOAD:	0	PSF
WIND LOAD: (3 SECOND GUST)	119	MPH
WIND IMPORTANCE FACTOR:	1.00	
WIND EXPOSURE:	C	
CATEGORY: (SEISMIC USE GROUP)	II-NORMAL	

JOB NAME: SAMMY KEEN		ID: 22-114
JOB LOCATION: LAKE CITY, FL		
DWN: DB	DATE: 5/02/2022	SCALE: N.T.S.
DRAWING TITLE: FOUNDATION PLAN		DRAWING: FND-1 OF 2

MAIN COLUMN (PIER) DETAIL

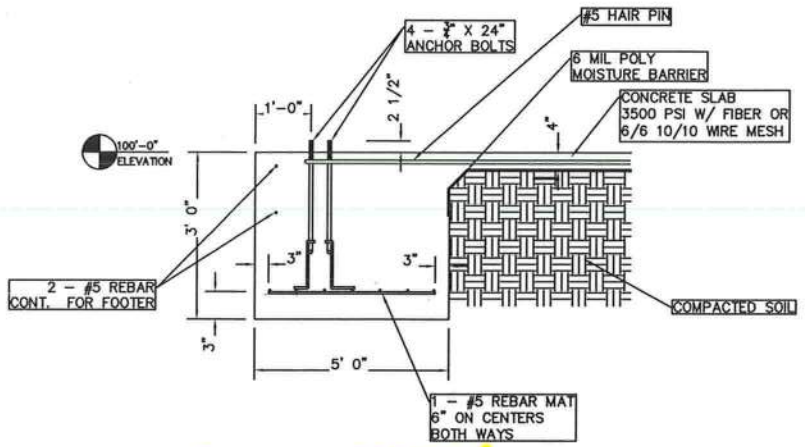

DETAIL F1

CORNER COLUMN (PIER) DETAIL

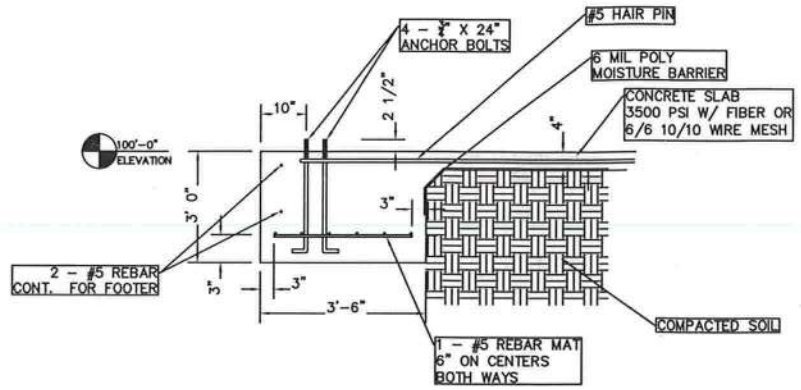

DETAIL F2

INTERIOR COLUMN (PIER) DETAIL

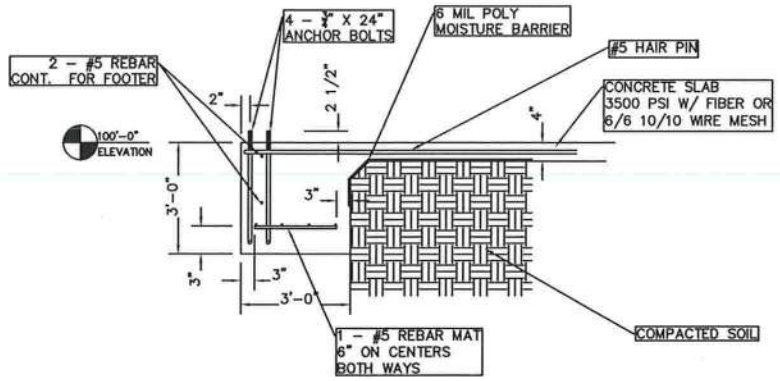

INTERIOR COLUMN (PIER) DETAIL

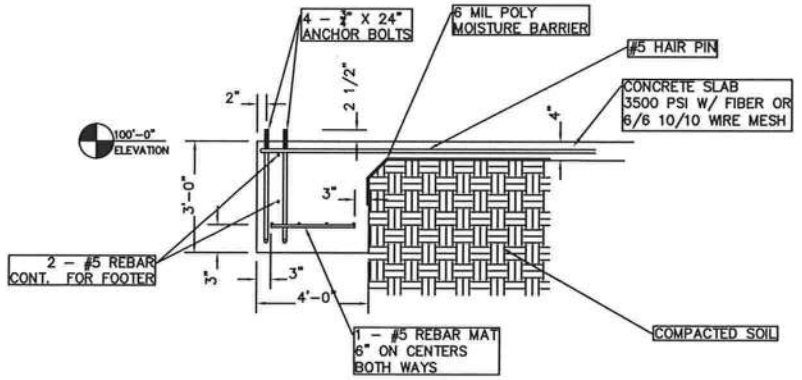

DETAIL F4

(PIER) DETAIL

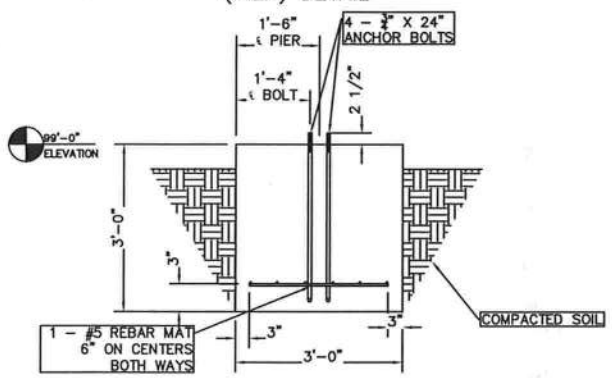

DETAIL F5

GENERAL FOUNDATION NOTES

1. ALL REINFORCING STEEL SHALL BE GRADE 60 DEFORMED BARS.
2. ALL POURED IN PLACE CONCRETE SHALL BE F C MINIMUM 3000 PSI @ 28 DAYS UNLESS OTHEWISE SPECIFIED.
3. WELDED WIRE MESH SHALL MEET ASTM A–185.
4. FOUNDATION & FOOTING SIZING BASED ON ASSUMED SOIL BEARING CAP. OF 2500 PSI.
5. THE UPPER 12" OF BEARING SOILS IN FOOTING SHALL BE COMPACTED TO 95 % OF THE STANDARD PROCTOR.
6. MIN. REIFORCING STEEL COVER AT EARTH: 3".
7. SLUMP RANGE AT POINT OF DISCHARGE: 3" TO 6".
8. OVERLAP ALL WWF A MINIMUM OF 6".
9. LAP ALL REINFORCING STEEL A MIN. OF 18"
10. REMOVE TOPSOIL & ORGANIC MATERIAL FROM TOP 2" OF EXISTING GRADE
11. TAMP TO 5' OUTSIDE BUILDING FOOTPRINT WITH VIBRATORY COMPACTOR
12. FILL TO WITHIN 4" OF F.F.E. WITH CLEAN SAND FILL
13. COMPACT TOP 6" OF FILL MATERIAL TO 95 % OF MODIFIED PROCTOR DENSITY (MIN)
14. SAW INDICATED CRACK CONTROL JOINTS WITHIN 8 HRS OF CONCRETE PLACEMENT
15. SOIL IN FOOTING TRENCHES SHALL BE FREE OF ORGANIC MATERIAL OR CLAY. IF EITHER IS ENCOUNTERED IN FOOTING TRENCHES REMOVE IT & REPLACE WITH COMPACTED SAND
16. BUILDER TO REVIEW ALL DIMENSIONS & DETAILS COMPARE WITH ANCHOR BOLT DWGS FOR DISCREPANCIES
17. COMPACTION TEST AND CONCRETE BREAK TEST IF REQUIRED TO BE OWNER RESPONSIBILTY

FOOTER DETAIL

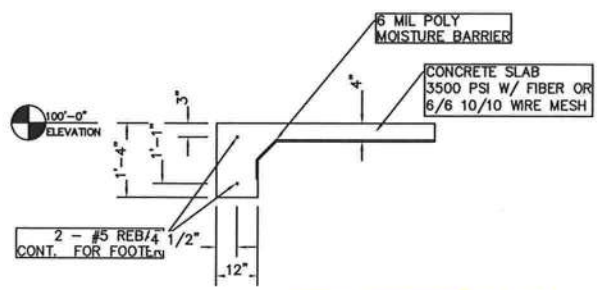

SECTION A–A

CONTROL JOINT DETAIL

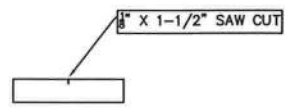

SECTION B–B

GREGORY S. BARFIELD, P.E.
2149 NELL PURVIS ROAD
ADEL, GA 31620
229–237–4259
PE# 54419

5–5–22

LARIAT METAL BUILDINGS

LARIAT STEEL DESIGN
78 AIRPORT LANE ~ ADEL GEORGIA 31620
PH: (229)896–2022
FAX: (229)896–2033
EMAIL: lariatsteeldesign@gmail.com

REVISION	DATE	BY
"A"		
"B"		
"C"		
"D"		
"E"		
"F"		
"G"		

DESIGN CRITERIA

BUILDING CODE:	FBC 20	
LIVE LOAD:	20.00	PSF
LIVE LOAD REDUCTION:	Yes	
COLLATERAL LOAD:	0.5	PSF
SNOW LOAD:	0	PSF
WIND LOAD: (3 SECOND GUST)	119	MPH
WIND IMPORTANCE FACTOR:	1.00	
WIND EXPOSURE:	C	
CATEGORY: (SEISMIC USE GROUP)	II–NORMAL	

JOB NAME: SAMMY KEEN		ID: 22–114
JOB LOCATION: LAKE CITY, FL		
DWN: DB	DATE: 5/02/2022	SCALE: N.T.S.
DRAWING TITLE: FOUNDATION DETAILS		DRAWING: FND–2 OF 2

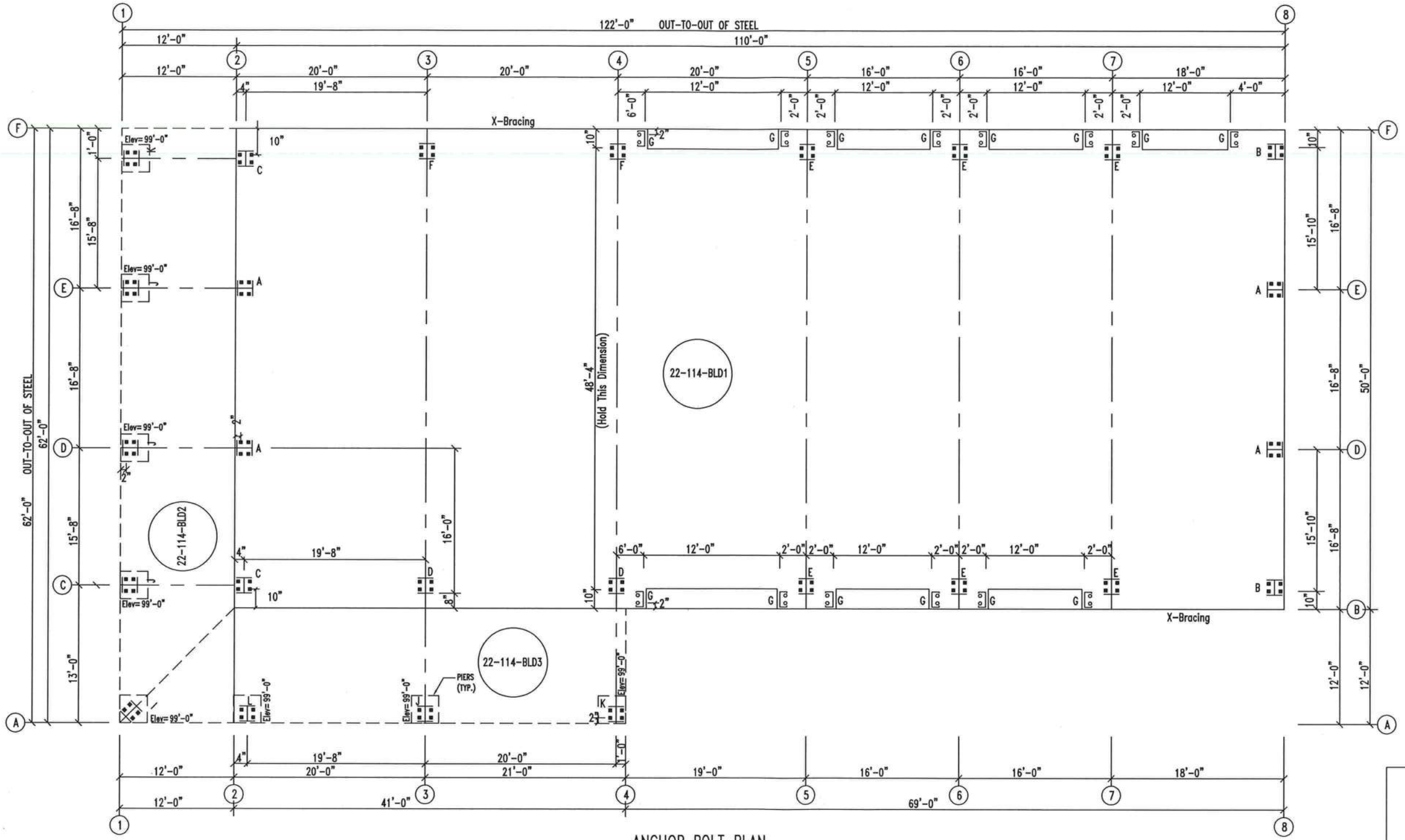

ANCHOR BOLT PLAN

NOTE: All Base Plates @ 100'-0" (U.N.)

ANCHOR BOLT SUMMARY (BLD-1)

	Qty	Locate	Dia (in)	Type	Total Len (in)	Bend Len (in)	Proj (in)
○	28	Jamb	1/2"	F1554 GRADE 36	3.75		1.50
⊠	32	Endwall	3/4"	F1554 GRADE 36			2.50
⊠	32	Frame	3/4"	F1554 GRADE 36		3.00	2.50

ANCHOR BOLT SUMMARY (BLD-2)

	Qty	Locate	Dia (in)	Type	Bend Len (in)	Proj (in)
⊠	12	Endwall	3/4"	F1554 GRADE 36		2.50
⊠	16	Frame	3/4"	F1554 GRADE 36	3.00	2.50

ANCHOR BOLT SUMMARY (BLD-3)

	Qty	Locate	Dia (in)	Type	Bend Len (in)	Proj (in)
⊠	12	Frame	3/4"	F1554 GRADE 36	3.00	2.50

GREGORY S. BARFIELD, P.E.
2149 NELL PURVIS ROAD
ADEL, GA 31620
229-237-4259
PE# 54419

GREGORY S. BARFIELD LICENSE No 54419 STATE OF FLORIDA PROFESSIONAL ENGINEER

5-5-22

LARIAT STEEL DESIGN
METAL BUILDINGS
LARIAT STEEL DESIGN
78 AIRPORT LANE ~ ADEL GEORGIA 31620
PH: (229)896-2022
FAX: (229)896-2033
EMAIL: lariatsteeldesign@gmail.com

REVISION		DATE	BY
"A"	REVISED ANCHOR BOLT PLAN	5/2/22	BK
"B"			
"C"			
"D"			
"E"			
"F"			
"G"			

DESIGN CRITERIA		
BUILDING CODE:	FBC 20	
LIVE LOAD:	20.00	PSF
LIVE LOAD REDUCTION:	Yes	
COLLATERAL LOAD:	0.5	PSF
SNOW LOAD:	0	PSF
WIND LOAD: (3 SECOND GUST)	119	MPH
WIND IMPORTANCE FACTOR:	1.00	
WIND EXPOSURE:	C	
CATEGORY: (SEISMIC USE GROUP)	II-NORMAL	

JOB NAME: SAMMY KEEN	ID: 22-114
JOB LOCATION: LAKE CITY, FL	
DWN: BK	DATE: 3/21/22
SCALE: N.T.S.	
DRAWING TITLE: ANCHOR BOLT PLAN	DRAWING: 01 OF 19

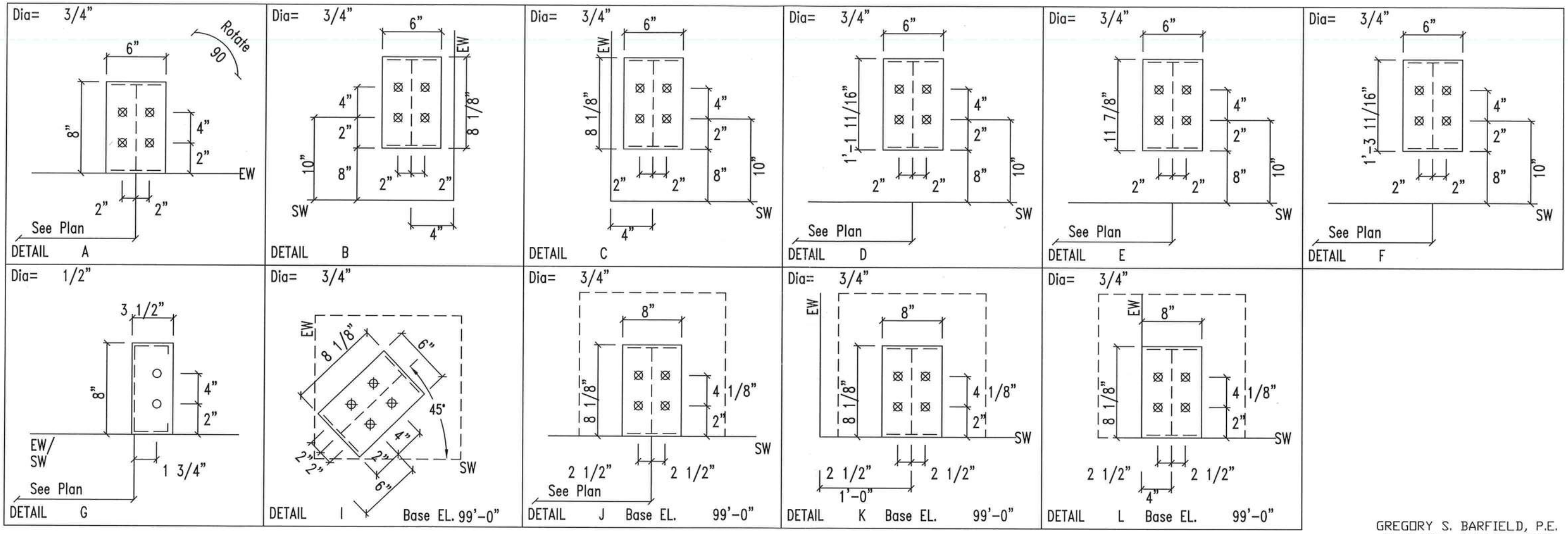

GREGORY S. BARFIELD, P.E.
2149 NELL PURVIS ROAD
ADEL, GA 31620
229-237-4259
PE# 54419

GREGORY S. BARFIELD
LICENSE
No 54419
STATE OF FLORIDA
PROFESSIONAL ENGINEER

5-5-22

LARIAT STEEL DESIGN
METAL BUILDINGS

LARIAT STEEL DESIGN
78 AIRPORT LANE ~ ADEL GEORGIA 31620
PH: (229)896-2022
FAX: (229)896-2033
EMAIL: lariatsteeldesign@gmail.com

REVISION		DATE	BY
"A"	REVISED ANCHOR BOLT PLAN	5/2/22	BK
"B"			
"C"			
"D"			
"E"			
"F"			
"G"			

DESIGN CRITERIA		
BUILDING CODE:	FBC 20	
LIVE LOAD:	20.00	PSF
LIVE LOAD REDUCTION:	Yes	
COLLATERAL LOAD:	0.5	PSF
SNOW LOAD:	0	PSF
WIND LOAD: (3 SECOND GUST)	119	MPH
WIND IMPORTANCE FACTOR:	1.00	
WIND EXPOSURE:	C	
CATEGORY: (SEISMIC USE GROUP)	II-NORMAL	

JOB NAME: SAMMY KEEN		ID: 22-114
JOB LOCATION: LAKE CITY, FL		
DWN: BK	DATE: 3/21/22	SCALE: N.T.S.
DRAWING TITLE: ANCHOR BOLT DETAILS		DRAWING: 02 OF 19

BLD-1

FRAME LINES: 3 4 5 6 7

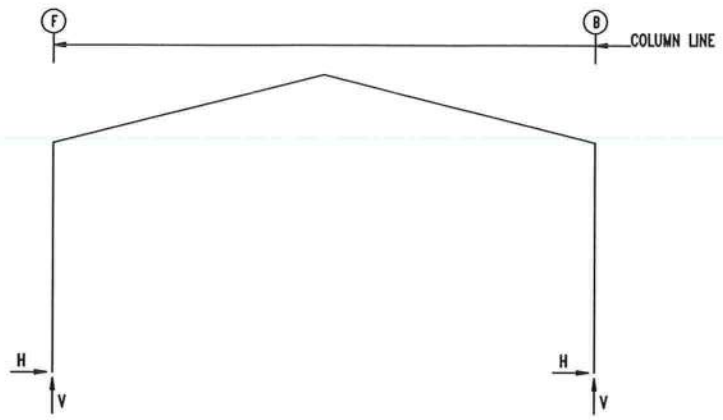

RIGID FRAME: MAXIMUM REACTIONS, ANCHOR BOLTS, & BASE PLATES

Frm Line	Col Line	Column_Reactions(k) Load Id	Hmax H	V Vmax	Load Id	Hmin H	V Vmin	Bolt(in) Qty	Dia	Base_Plate(in) Width	Length	Thick	Grout (in)
3*	F	11	3.6	4.4	6	-5.1	-5.3	4	0.750	6.000	15.69	0.500	0.0
		1	2.6	9.6	8	0.6	-9.8						
3*	B	7	4.9	-5.4	10	-3.3	4.9	4	0.750	6.000	13.69	0.500	0.0
		1	-1.7	10.4	5	4.0	-8.7						

3* Frame lines: 3 4

RIGID FRAME: MAXIMUM REACTIONS, ANCHOR BOLTS, & BASE PLATES

Frm Line	Col Line	Column_Reactions(k) Load Id	Hmax H	V Vmax	Load Id	Hmin H	V Vmin	Bolt(in) Qty	Dia	Base_Plate(in) Width	Length	Thick	Grout (in)
5*	F	3	2.5	3.3	6	-3.6	-4.2	4	0.750	6.000	11.88	0.500	0.0
		1	1.6	8.2	4	-3.1	-6.9						
5*	B	7	3.6	-4.2	2	-2.5	3.3	4	0.750	6.000	11.88	0.500	0.0
		1	-1.6	8.2	9	-1.2	-9.3						

5* Frame lines: 5 6 7

RIGID FRAME: BASIC COLUMN REACTIONS (k)

Frame Line	Column Line	Dead Horiz	Dead Vert	Collateral Horiz	Collateral Vert	Live Horiz	Live Vert	Floor Horiz	Floor Vert	Wind_Left1 Horiz	Wind_Left1 Vert	Wind_Right1 Horiz	Wind_Right1 Vert
5*	F	0.3	1.8	0.1	0.3	1.2	6.1	0.0	0.0	-5.5	-13.4	2.6	-7.6
5*	B	-0.3	1.8	-0.1	0.3	-1.2	6.1	0.0	0.0	-2.6	-7.6	5.5	-13.4
3*	F	0.5	2.2	0.1	0.3	2.0	7.1	0.1	0.1	-8.7	-16.6	3.3	-7.8
3*	B	-0.4	2.2	-0.1	0.3	-1.2	7.8	0.1	-0.1	-4.5	-7.6	7.1	-16.6

Frame Line	Column Line	Wind_Left2 Horiz	Wind_Left2 Vert	Wind_Right2 Horiz	Wind_Right2 Vert	Wind_Long1 Horiz	Wind_Long1 Vert	Wind_Long2 Horiz	Wind_Long2 Vert	Seismic_Left Horiz	Seismic_Left Vert	Seismic_Right Horiz	Seismic_Right Vert
5*	F	-6.4	-8.7	1.8	-2.9	1.7	-9.7	0.7	-8.6	-0.1	-0.1	0.1	0.1
5*	B	-1.8	-2.9	6.4	-8.7	-0.7	-16.2	-1.7	-17.3	-0.1	0.1	0.1	-0.1
3*	F	-9.0	-11.0	3.0	-2.2	0.6	-18.6	-0.6	-17.4	-0.3	-0.3	0.3	0.3
3*	B	-3.1	-2.2	8.5	-11.2	-2.0	-10.4	-3.1	-11.7	-0.3	0.3	0.3	-0.3

Frame Line	Column Line	Seismic_Long Horiz	Seismic_Long Vert
5*	F	0.0	0.0
5*	B	0.0	-1.6
3*	F	0.0	-1.5
3*	B	0.0	0.0

5* Frame lines: 5 6 7
3* Frame lines: 3 4

ENDWALL COLUMN: BASIC COLUMN REACTIONS (k)

Frm Line	Col Line	Dead Vert	Collat Vert	Live Horz	Live Vert	Floor Live Vert	Wind Left1 Vert	Wind Right1 Vert	Wind Left2 Vert	Wind Right2 Vert	Wind_Press Horz	Wind_Press Vert
2	F	0.8	0.1	0.0	3.7	0.0	-5.5	-3.8	-4.3	-2.6	0.0	-1.6
2	E	1.1	0.1	-0.1	5.8	0.0	-8.9	-6.6	-7.0	-4.6	-5.1	-1.6
2	D	1.1	0.2	-0.1	5.6	0.0	-6.1	-8.8	-4.3	-7.0	-5.1	-1.6
2	B	1.3	0.4	0.0	7.4	0.0	-9.7	-8.6	-7.2	-6.0	0.0	-1.6
8	B	0.5	0.1	0.0	2.0	0.0	-3.8	-2.2	-2.6	-1.1	-7.1	-7.6
8	D	0.9	0.1	0.0	4.1	0.0	-6.7	-4.5	-5.0	-2.8	-5.3	0.0
8	E	0.9	0.1	0.0	4.1	0.0	-4.5	-6.7	-2.8	-5.0	-5.3	0.0
8	F	0.5	0.1	0.0	2.0	0.0	-2.2	-3.8	-1.1	-2.6	0.0	0.0

Frm Line	Col Line	Wind_Suct Horz	Wind_Suct Vert	Wind Long1 Vert	Wind Long2 Vert	Seis Left Vert	Seis Right Vert	Seis_Long Horz	Seis_Long Vert
2	F	0.0	-1.0	-4.9	-3.3	0.0	0.1	0.0	0.0
2	E	6.1	-1.0	-8.5	-4.8	0.0	-0.1	0.0	0.0
2	D	6.1	-1.0	-5.4	-7.9	-0.1	0.0	0.0	0.0
2	B	0.0	-1.0	-4.0	-4.3	0.1	0.0	0.0	0.0
8	B	0.0	7.6	-3.1	-2.2	0.0	0.1	-1.5	-1.6
8	D	5.8	0.0	-6.4	-3.5	0.0	-0.1	0.0	0.0
8	E	5.8	0.0	-3.5	-6.4	-0.1	0.0	0.0	0.0
8	F	0.0	0.0	-2.2	-3.1	0.1	0.0	0.0	0.0

ENDWALL COLUMN: MAXIMUM REACTIONS, ANCHOR BOLTS, & BASE PLATES

Frm Line	Col Line	Column_Reactions(k) Load Id	Hmax H	V Vmax	Load Id	Hmin H	V Vmin	Bolt(in) Qty	Dia	Base_Plate(in) Width	Length	Thick	Grout (in)
2	F	12	0.0	-3.4	2	0.0	1.1	4	0.750	6.000	8.125	0.500	0.0
		1	0.0	4.6	12	0.0	-3.4						
2	E	12	3.6	-5.2	13	-3.1	-5.0	4	0.750	6.000	8.000	0.500	0.0
		1	-0.1	7.1	14	-3.0	-5.4						
2	D	15	3.6	-5.2	16	-3.1	-4.6	4	0.750	6.000	8.000	0.500	0.0
		1	-0.1	6.9	15	3.6	-5.2						
2	B	12	0.0	-5.7	2	0.0	2.8	4	0.750	6.000	8.125	0.500	0.0
		1	0.0	9.0	12	0.0	-5.7						
8	B	4	0.0	-2.0	14	-4.3	-6.2	4	0.750	6.000	7.875	0.500	0.0
		17	0.0	5.0									
8	D	12	3.5	-3.5	14	-3.2	-3.3	4	0.750	6.000	8.000	0.500	0.0
		1	0.0	5.1	12	3.5	-3.5						
8	E	15	3.5	-3.5	18	-3.2	-3.3	4	0.750	6.000	8.000	0.500	0.0
		1	0.0	5.1	15	3.5	-3.5						
8	F	5	0.0	-2.0	5	0.0	-2.0	4	0.750	6.000	7.875	0.500	0.0
		1	0.0	2.6									

BUILDING BRACING REACTIONS

Wall Loc	Wall Line	Col Line	± Reactions(k) Wind Horz	Wind Vert	Seismic Horz	Seismic Vert	Panel_Shear (lb/ft) Wind	Sels	Note
L_EW	2								(1)
F_SW	B	7,8	7.1	7.6	0.5	0.5			
R_EW	8						46	8	
B_SW	F	4,3	7.1	6.9	0.5	0.5			

(1)Bracing in roof to rigid frame

NOTES FOR REACTIONS

1. All loading conditions are examined and only maximum/minimum H or V and the corresponding H or V are reported.
2. Positive reactions are as shown in the sketch. Foundation loads are in opposite directions.
3. Bracing reactions are in the plane of the brace with the H pointing away from the braced bay. The vertical reaction is downward.
4. Building reactions are based on the following building data:

Width (ft)	=	50.0
Length (ft)	=	110.0
Eave Height (ft)	=	21.0/ 21.0
Roof Slope (rise/12)	=	3.0/ 3.0
Dead Load (psf)	=	2.0
Collateral Load (psf)	=	0.5
Roof Live Load(psf)	=	20.0
Frame Live Load(psf)	=	12.0
Wind Speed (mph)	=	119.0
Wind Code	=	FBC 20 (IBC 18)
Exposure	=	C
Closed/Open	=	C
Importance Wind	=	1.00
Importance Seismic	=	1.00
Seismic Zone	=	B
Seismic Coeff (Fa*Ss)	=	0.14

5. Loading conditions are:
   1 Dead+Collateral+Live
   2 Dead+Collateral+0.75Live+0.45Wind_Left1
   3 Dead+Collateral+0.75Live+0.45Wind_Right1
   4 0.6Dead+0.6Wind_Left1
   5 0.6Dead+0.6Wind_Right1
   6 0.6Dead+0.6Wind_Left2
   7 0.6Dead+0.6Wind_Right2
   8 0.6Dead+0.6Wind_Long1L
   9 0.6Dead+0.6Wind_Long2L
   10 Dead+Collateral+0.75Live+0.45Wind_Left1+0.75Floor_Live
   11 Dead+Collateral+0.75Live+0.45Wind_Right1+0.75Floor_Live
   12 0.6Dead+0.6Wind_Left1+0.6Wind_Suction
   13 Dead+0.6Wind_Pressure+0.6Wind_Long1L
   14 0.6Dead+0.6Wind_Pressure+0.6Wind_Long1L
   15 0.6Dead+0.6Wind_Right1+0.6Wind_Suction
   16 Dead+0.6Wind_Pressure+0.6Wind_Long2L
   17 Dead+Collateral+0.75Live+0.45Wind_Right2+0.45Wind_Suction
   18 0.6Dead+0.6Wind_Pressure+0.6Wind_Long2L

GREGORY S. BARFIELD, P.E.
2149 NELL PURVIS ROAD
ADEL, GA 31620
229-237-4259
PE# 54419

GREGORY S. BARFIELD LICENSE No 54419 STATE OF FLORIDA PROFESSIONAL ENGINEER

5-5-22

LARIAT METAL BUILDINGS

LARIAT STEEL DESIGN
78 AIRPORT LANE ~ ADEL GEORGIA 31620
PH: (229)896-2022
FAX: (229)896-2033
EMAIL: lariatsteeldesign@gmail.com

REVISION	DATE	BY
"A"		
"B"		
"C"		
"D"		
"E"		
"F"		
"G"		

DESIGN CRITERIA		
BUILDING CODE:	FBC 20	
LIVE LOAD:	20.00	PSF
LIVE LOAD REDUCTION:	Yes	
COLLATERAL LOAD:	0.5	PSF
SNOW LOAD:	0	PSF
WIND LOAD: (3 SECOND GUST)	119	MPH
WIND IMPORTANCE FACTOR:	1.00	
WIND EXPOSURE:	C	
CATEGORY: (SEISMIC USE GROUP)	II-NORMAL	

JOB NAME: SAMMY KEEN		ID: 22-114
JOB LOCATION: LAKE CITY, FL		
DWN: BK	DATE: 3/21/22	SCALE: N.T.S.
DRAWING TITLE: ANCHOR BOLT REACTIONS		DRAWING: 03 OF 19

BLD-2

FRAME LINES: C D E F

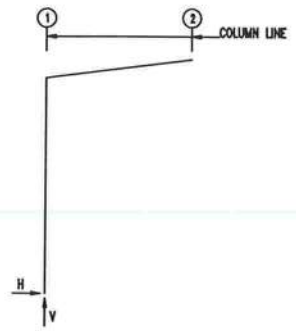

RIGID FRAME: MAXIMUM REACTIONS, ANCHOR BOLTS, & BASE PLATES

Frm Line	Col Line	Column_Reactions(k) Load Id	Hmax H	V Vmax	Load Id	Hmin H	V Vmin	Bolt(in) Qty	Dia	Base_Plate(in) Width	Length	Thick	Grout (in)
C*	1	5	1.3	0.5	7	-1.3	-0.1	4	0.750	8.000	8.125	0.625	-12.0
		3	0.2	8.7	6	-0.6	-1.0						

C* Frame lines: C D E F

RIGID FRAME: BASIC COLUMN REACTIONS (k)

Frame Line	Column Line	Dead Horz	Dead Vert	Collateral Horz	Collateral Vert	Live Horz	Live Vert	Floor Horz	Floor Vert	Wind_Left1 Horz	Wind_Left1 Vert	Wind_Right1 Horz	Wind_Right1 Vert
C*	1	0.0	2.0	0.0	0.2	0.1	3.0	0.1	5.7	-1.0	-3.7	1.6	-2.8

Frame Line	Column Line	Wind_Left2 Horz	Wind_Left2 Vert	Wind_Right2 Horz	Wind_Right2 Vert	Wind_Long1 Horz	Wind_Long1 Vert	Wind_Long2 Horz	Wind_Long2 Vert	Seismic_Long Horz	Seismic_Long Vert
C*	1	-2.2	-2.1	0.4	-1.2	2.1	-3.5	2.1	-2.5	0.0	-0.3

C* Frame lines: C D E F

BUILDING BRACING REACTIONS

Wall Loc	Wall Line	Col Line	Wind Horz	Wind Vert	Seismic Horz	Seismic Vert	Panel_Shear (lb/ft) Wind	Panel_Shear (lb/ft) Seis	Note
F_SW									(e)
R_EW	F								
B_SW	1								(j)

(e)Bracing loads must be applied to supporting building
(j)Weak axis bending is used

RIGID FRAME REACTIONS: WEAK AXIS BENDING

Frame Line	Col Line	Reactions(k,f-k) Horz	AB_Vert	Moment	Load ID
C*	1	0.4	15.3	8.3	Wind
		0.1	2.8	1.5	Seismic

C* Frame lines: C D E F

NOTES FOR REACTIONS

1. All loading conditions are examined and only maximum/minimum H or V and the corresponding H or V are reported.
2. Positive reactions are as shown in the sketch. Foundation loads are in opposite directions.
3. Bracing reactions are in the plane of the brace with the H pointing away from the braced bay. The vertical reaction is downward.
4. Building reactions are based on the following building data:

Width (ft)	=	12.0
Length (ft)	=	62.0
Eave Height (ft)	=	17.8/ 19.3
Roof Slope (rise/12)	=	1.5
Dead Load (psf)	=	2.0
Collateral Load (psf)	=	0.5
Live Load (psf)	=	20.0
Wind Speed (mph)	=	119.0
Wind Code	=	FBC 20 (IBC 18)
Exposure	=	C
Closed/Open	=	C
Importance Wind	=	1.00
Importance Seismic	=	1.00
Seismic Zone	=	B
Seismic Coeff (Fa*Ss)	=	0.14

5. Loading conditions are:
   1. Dead+Collateral+Live
   2. Dead+Collateral+Floor_Live
   3. Dead+Collateral+0.75Live+0.75Floor_Live
   4. Dead+0.6Wind_Left2
   5. Dead+0.6Wind_Long2R
   6. 0.6Dead+0.6Wind_Left1
   7. 0.6Dead+0.6Wind_Left2
   8. 0.6Dead+0.6Wind_Long1R
   9. 0.59Dead+0.7Seismic_LongL
   10. 0.59Dead+0.7Seismic_LongR

HIP FRAME

FRAME LINES: A-1

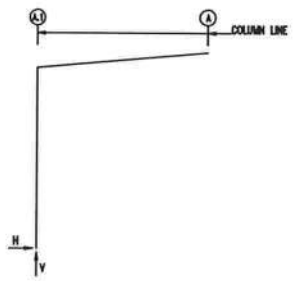

RIGID FRAME: MAXIMUM REACTIONS, ANCHOR BOLTS, & BASE PLATES

Frm Line	Col Line	Column_Reactions(k) Load Id	Hmax H	V Vmax	Load Id	Hmin H	V Vmin	Bolt(in) Qty	Dia	Base_Plate(in) Width	Length	Thick	Grout (in)
A-1*	A-1	5	0.7	-1.1	4	-0.7	-1.8	4	0.750	8.000	8.125	0.500	-12.0
		2	0.0	6.5	3	-0.5	-2.7						

A-1* Frame lines: A-1

RIGID FRAME: BASIC COLUMN REACTIONS (k)

Frame Line	Column Line	Dead Horz	Dead Vert	Collateral Horz	Collateral Vert	Live Horz	Live Vert	Floor Horz	Floor Vert	Wind_Left1 Horz	Wind_Left1 Vert	Wind_Right1 Horz	Wind_Right1 Vert
A-1*	A-1	0.0	1.5	0.0	0.1	-0.1	3.5	0.0	3.0	-0.5	-6.0	1.1	-3.0

Frame Line	Column Line	Wind_Left2 Horz	Wind_Left2 Vert	Wind_Right2 Horz	Wind_Right2 Vert	Wind_Long1 Horz	Wind_Long1 Vert	Wind_Long2 Horz	Wind_Long2 Vert	Seismic_Long Horz	Seismic_Long Vert
A-1*	A-1	-1.2	-4.6	0.4	-1.6	1.2	-3.4	1.2	-2.1	0.0	-0.1

A-1* Frame lines: A-1

BUILDING BRACING REACTIONS

Wall Loc	Wall Line	Col Line	Wind Horz	Wind Vert	Seismic Horz	Seismic Vert	Panel_Shear (lb/ft) Wind	Panel_Shear (lb/ft) Seis	Note
L_EW	A-1								(h)

(h)Rigid frame at endwall

NOTES FOR REACTIONS

Building reactions are based on the following building data:

Width (ft)	=	17.0
Length (ft)	=	13.0
Eave Height (ft)	=	17.8/ 19.3
Roof Slope (rise/12)	=	1.1
Dead Load (psf)	=	2.0
Collateral Load (psf)	=	0.5
Roof Live Load(psf)	=	20.0
Frame Live Load(psf)	=	19.6
Wind Speed (mph)	=	119.0
Wind Code	=	FBC 20 (IBC 18)
Exposure	=	C
Closed/Open	=	C
Importance Wind	=	1.00
Importance Seismic	=	1.00
Seismic Zone	=	B
Seismic Coeff (Fa*Ss)	=	0.14

ID	Description
1	Dead+Collateral+Live
2	Dead+Collateral+0.75Live+0.75Floor_Live
3	0.6Dead+0.6Wind_Left1
4	0.6Dead+0.6Wind_Left2
5	0.6Dead+0.6Wind_Long1R

BLD-3

FRAME LINES: 4 3 2

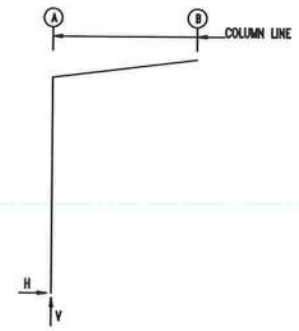

RIGID FRAME: MAXIMUM REACTIONS, ANCHOR BOLTS, & BASE PLATES

Frm Line	Col Line	Column_Reactions(k) Load Id	Hmax H	V Vmax	Load Id	Hmin H	V Vmin	Bolt(in) Qty	Dia	Base_Plate(in) Width	Length	Thick	Grout (in)
4*	A	4	1.8	0.3	6	-1.8	-0.3	4	0.750	8.000	8.125	0.750	-12.0
		2	0.2	10.7	5	-0.8	-1.6						

4* Frame lines: 4 3 2

RIGID FRAME: BASIC COLUMN REACTIONS (k)

Frame Line	Column Line	Dead Horz	Dead Vert	Collateral Horz	Collateral Vert	Live Horz	Live Vert	Floor Horz	Floor Vert	Wind_Left1 Horz	Wind_Left1 Vert	Wind_Right1 Horz	Wind_Right1 Vert
4*	A	0.0	2.4	0.0	0.2	0.2	3.9	0.1	6.9	-1.4	-5.0	2.2	-3.8

Frame Line	Column Line	Wind_Left2 Horz	Wind_Left2 Vert	Wind_Right2 Horz	Wind_Right2 Vert	Wind_Long1 Horz	Wind_Long1 Vert	Wind_Long2 Horz	Wind_Long2 Vert	Seismic_Long Horz	Seismic_Long Vert
4*	A	-3.0	-2.8	0.6	-1.6	2.8	-4.8	2.9	-3.5	0.0	-0.1

4* Frame lines: 4 3 2

NOTES FOR REACTIONS

1. All loading conditions are examined and only maximum/minimum H or V and the corresponding H or V are reported.
2. Positive reactions are as shown in the sketch. Foundation loads are in opposite directions.
3. Bracing reactions are in the plane of the brace with the H pointing away from the braced bay. The vertical reaction is downward.
4. Building reactions are based on the following building data:

Width (ft)	=	12.0
Length (ft)	=	41.0
Eave Height (ft)	=	17.8/ 19.3
Roof Slope (rise/12)	=	1.5
Dead Load (psf)	=	2.0
Collateral Load (psf)	=	0.5
Roof Live Load(psf)	=	20.0
Frame Live Load(psf)	=	19.1
Wind Speed (mph)	=	119.0
Wind Code	=	FBC 20 (IBC 18)
Exposure	=	C
Closed/Open	=	C
Importance Wind	=	1.00
Importance Seismic	=	1.00
Seismic Zone	=	B
Seismic Coeff (Fa*Ss)	=	0.14

5. Loading conditions are:
   1. Dead+Collateral+Live
   2. Dead+Collateral+0.75Live+0.75Floor_Live
   3. Dead+0.6Wind_Left2
   4. Dead+0.6Wind_Long2R
   5. 0.6Dead+0.6Wind_Left1
   6. 0.6Dead+0.6Wind_Left2
   7. 0.6Dead+0.6Wind_Long1R

BUILDING BRACING REACTIONS

Wall Loc	Wall Line	Col Line	Wind Horz	Wind Vert	Seismic Horz	Seismic Vert	Panel_Shear (lb/ft) Wind	Panel_Shear (lb/ft) Seis	Note
L_EW	4								(h)
F_SW	B								(e)
R_EW	2								(h)
B_SW	A								(j)

(e)Bracing loads must be applied to supporting building
(h)Rigid frame at endwall
(j)Weak axis bending is used

RIGID FRAME REACTIONS: WEAK AXIS BENDING

Frame Line	Col Line	Reactions(k,f-k) Horz	AB_Vert	Moment	Load ID
4*	A	0.6	20.5	11.1	Wind
		0.1	3.1	1.7	Seismic

4* Frame lines: 4 3 2

GREGORY S. BARFIELD, P.E.
2149 NELL PURVIS ROAD
ADEL, GA 31620
229-237-4259
PE# 54419

GREGORY S. BARFIELD LICENSE No 54419 STATE OF FLORIDA PROFESSIONAL ENGINEER

5-5-22

LARIAT METAL BUILDINGS

LARIAT STEEL DESIGN
78 AIRPORT LANE ~ ADEL GEORGIA 31620
PH: (229)896-2022
FAX: (229)896-2033
EMAIL: lariatsteeldesign@gmail.com

REVISION	DATE	BY
"A"		
"B"		
"C"		
"D"		
"E"		
"F"		
"G"		

DESIGN CRITERIA		
BUILDING CODE:	FBC 20	
LIVE LOAD:	20.00	PSF
LIVE LOAD REDUCTION:	Yes	
COLLATERAL LOAD:	0.5	PSF
SNOW LOAD:	0	PSF
WIND LOAD: (3 SECOND GUST)	119	MPH
WIND IMPORTANCE FACTOR:	1.00	
WIND EXPOSURE:	C	
CATEGORY: (SEISMIC USE GROUP)	II-NORMAL	

JOB NAME: SAMMY KEEN		ID: 22-114
JOB LOCATION: LAKE CITY, FL		
DWN: BK	DATE: 3/21/22	SCALE: N.T.S.
DRAWING TITLE: ANCHOR BOLT REACTIONS		DRAWING: 04 OF 19

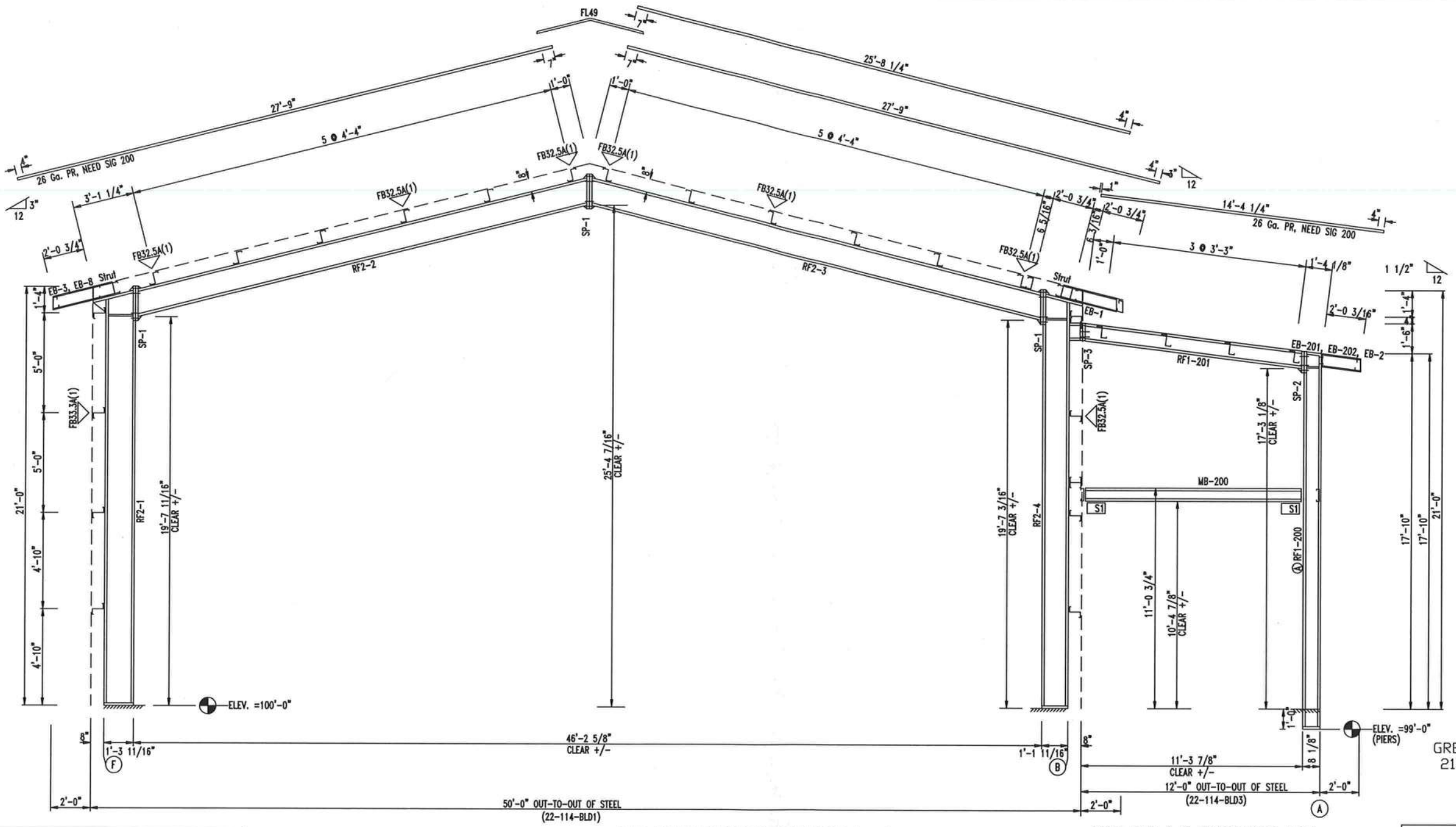

RIGID FRAME ELEVATION: FRAME LINE 3 4

NOTE: BLD-3 IS FRAME LINES 2,3,4

GREGORY S. BARFIELD, P.E.
2149 NELL PURVIS ROAD
ADEL, GA 31620
229-237-4259
PE# 54419

GREGORY S. BARFIELD LICENSE No 54419 STATE OF FLORIDA PROFESSIONAL ENGINEER

5-5-22

MEMBER SIZE TABLE			
MARK	MEMBER	LENGTH	WEIGHT
RF2-1	W16X26	20'-5 3/4"	593
RF2-2	W14X22	23'-8 5/8"	578
RF2-3	W14X22	23'-10 11/16"	585
RF2-4	W14X22	20'-5 3/4"	527
EB-1	W8X10	3'-2 3/4"	43
EB-3	W8X10	3'-2 3/4"	45
EB-8	W8X10	3'-2 3/4"	48
RF1-200	W8X18	18'-10"	373
RF1-201	W8X10	11'-4 3/4"	169
	W8X10	3'-2 3/4"	43

BEAM TABLE		
Mark	Part	Length
MB-200	W8X10	11'-1 1/8"

SUPPORT BEAM BOLT TABLE				
□ ID	Qty	Type	Dia	Length
S1	2	A325	0.500	2.00

▽FLANGE BRACES: Both Sides(U.N.)
FBxxA(1): xx=length(in)
A - L2X2X14G

ALTERNATE MEMBER		
Frame Line	○ID	Mark
3	A	RF1-202
2	A	RF1-203

SPLICE BOLT TABLE						
Mark	Qty Top	Bot	Int	Type	Dia	Length
SP-1	4	4	0	A325	0.750	2.50
SP-2	2	4	0	A325	0.750	2.50
SP-3	4	0	0	A325	0.750	2.50

LARIAT METAL BUILDINGS

LARIAT STEEL DESIGN
78 AIRPORT LANE ~ ADEL GEORGIA 31620
PH: (229)896-2022
FAX: (229)896-2033
EMAIL: lariatsteeldesign@gmail.com

REVISION	DATE	BY
"A"		
"B"		
"C"		
"D"		
"E"		
"F"		
"G"		

DESIGN CRITERIA		
BUILDING CODE:	FBC 20	
LIVE LOAD:	20.00	PSF
LIVE LOAD REDUCTION:	Yes	
COLLATERAL LOAD:	0.5	PSF
SNOW LOAD:	0	PSF
WIND LOAD: (3 SECOND GUST)	119	MPH
WIND IMPORTANCE FACTOR:	1.00	
WIND EXPOSURE:	C	
CATEGORY: (SEISMIC USE GROUP)	II-NORMAL	

JOB NAME: SAMMY KEEN		ID: 22-114
JOB LOCATION: LAKE CITY, FL		
DWN: BK	DATE: 3/21/22	SCALE: N.T.S.
DRAWING TITLE: RIGID FRAME ELEVATION		DRAWING: 05 OF 19

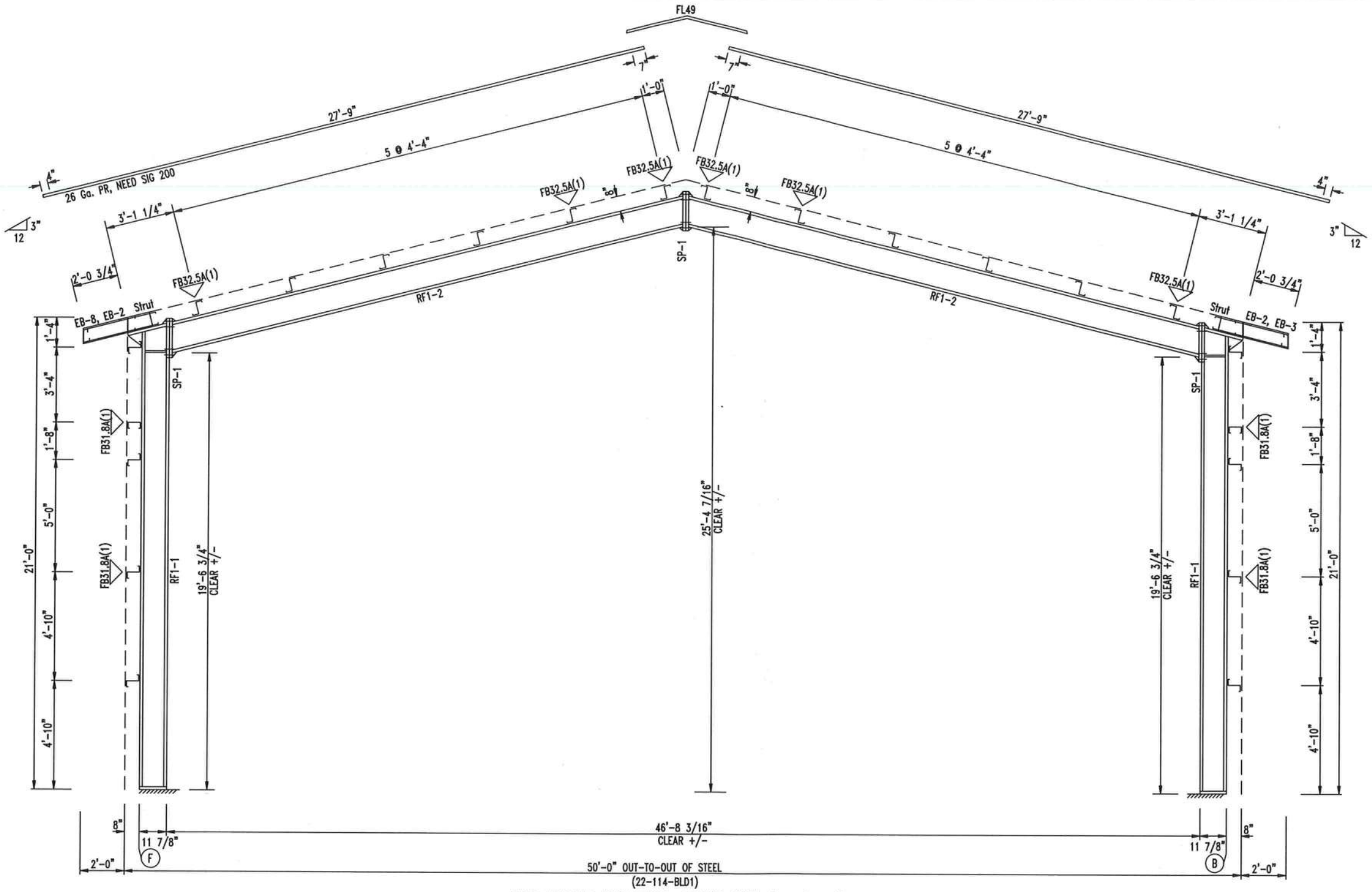

RIGID FRAME ELEVATION: FRAME LINE 5 6 7

MEMBER SIZE TABLE			
MARK	MEMBER	LENGTH	WEIGHT
RF1-1	W12X14	20'-5 3/4"	344
RF1-2	W14X22	24'-0 7/16"	582
EB-2	W8X10	3'-2 3/4"	43
EB-3	W8X10	3'-2 3/4"	45
EB-8	W8X10	3'-2 3/4"	48

SPLICE BOLT TABLE						
Mark	Qty Top	Bot	Int	Type	Dia	Length
SP-1	4	4	0	A325	0.750	2.50

FLANGE BRACES: Both Sides(U.N.)
FBxxA(1): xx=length(in)
A - L2X2X14G

GREGORY S. BARFIELD, P.E.
2149 NELL PURVIS ROAD
ADEL, GA 31620
229-237-4259
PE# 54419

GREGORY S. BARFIELD LICENSE No 54419 STATE OF FLORIDA PROFESSIONAL ENGINEER

5-5-22

LARIAT STEEL DESIGN
78 AIRPORT LANE ~ ADEL GEORGIA 31620
PH: (229)896-2022
FAX: (229)896-2033
EMAIL: lariatsteeldesign@gmail.com

REVISION	DATE	BY
"A"		
"B"		
"C"		
"D"		
"E"		
"F"		
"G"		

DESIGN CRITERIA		
BUILDING CODE:	FBC 20	
LIVE LOAD:	20.00	PSF
LIVE LOAD REDUCTION:	Yes	
COLLATERAL LOAD:	0.5	PSF
SNOW LOAD:	0	PSF
WIND LOAD: (3 SECOND GUST)	119	MPH
WIND IMPORTANCE FACTOR:	1.00	
WIND EXPOSURE:	C	
CATEGORY: (SEISMIC USE GROUP)	II-NORMAL	

JOB NAME: SAMMY KEEN		ID: 22-114
JOB LOCATION: LAKE CITY, FL		
DWN: BK	DATE: 3/21/22	SCALE: N.T.S.
DRAWING TITLE: RIGID FRAME ELEVATION		DRAWING: 06 OF 19

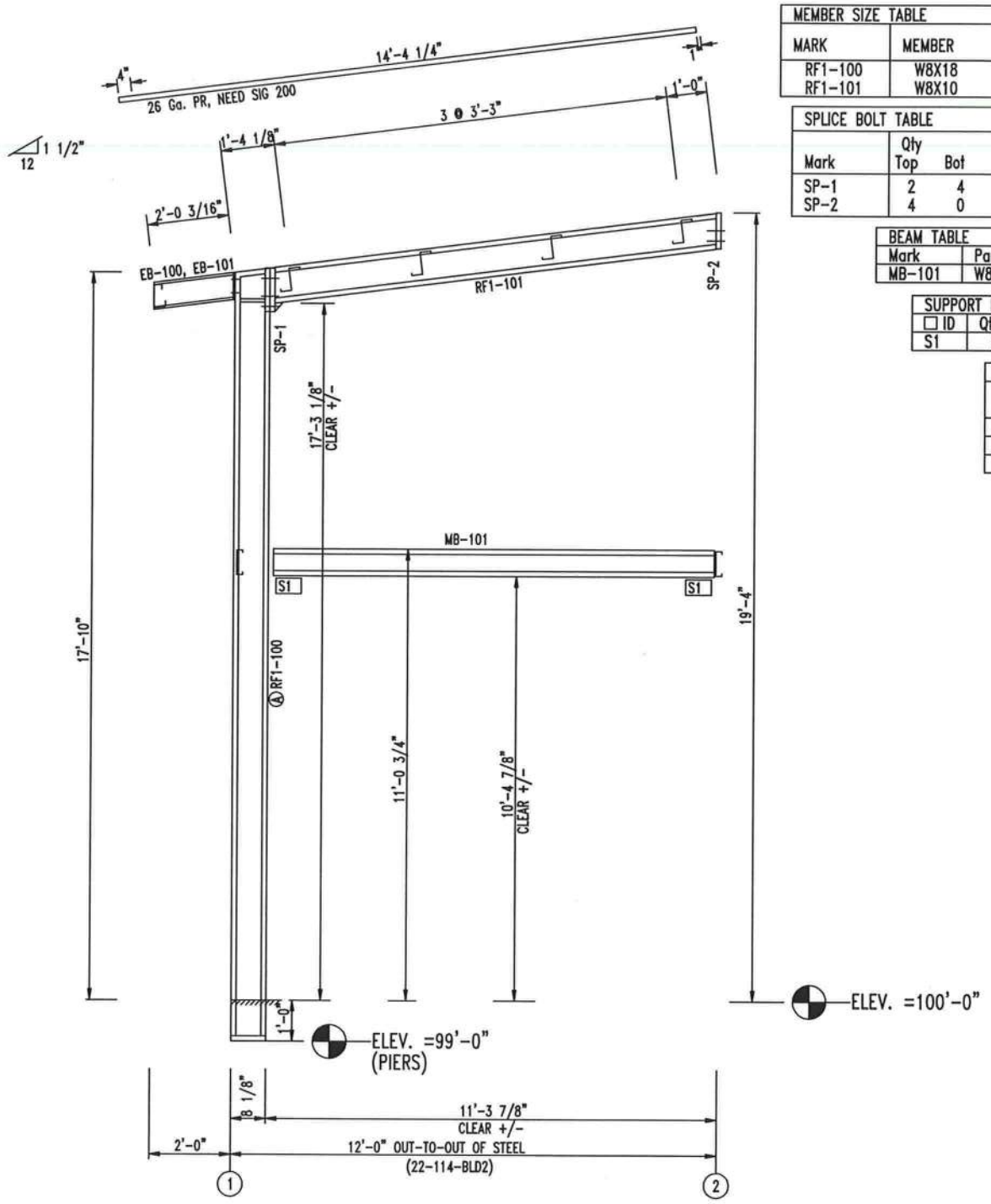

RIGID FRAME ELEVATION: FRAME LINE C D E F

MEMBER SIZE TABLE			
MARK	MEMBER	LENGTH	WEIGHT
RF1-100	W8X18	18'-10"	377
RF1-101	W8X10	11'-4 3/4"	169

SPLICE BOLT TABLE						
Mark	Qty Top	Bot	Int	Type	Dia	Length
SP-1	2	4	0	A325	0.750	2.50
SP-2	4	0	0	A325	0.750	2.50

BEAM TABLE		
Mark	Part	Length
MB-101	W8X10	5'-10 5/16"

SUPPORT BEAM BOLT TABLE				
☐ ID	Qty	Type	Dia	Length
S1	2	A325	0.500	2.00

ALTERNATE MEMBER		
Frame Line	○ID	Mark
D	A	RF1-102
E	A	RF1-102
F	A	RF1-103

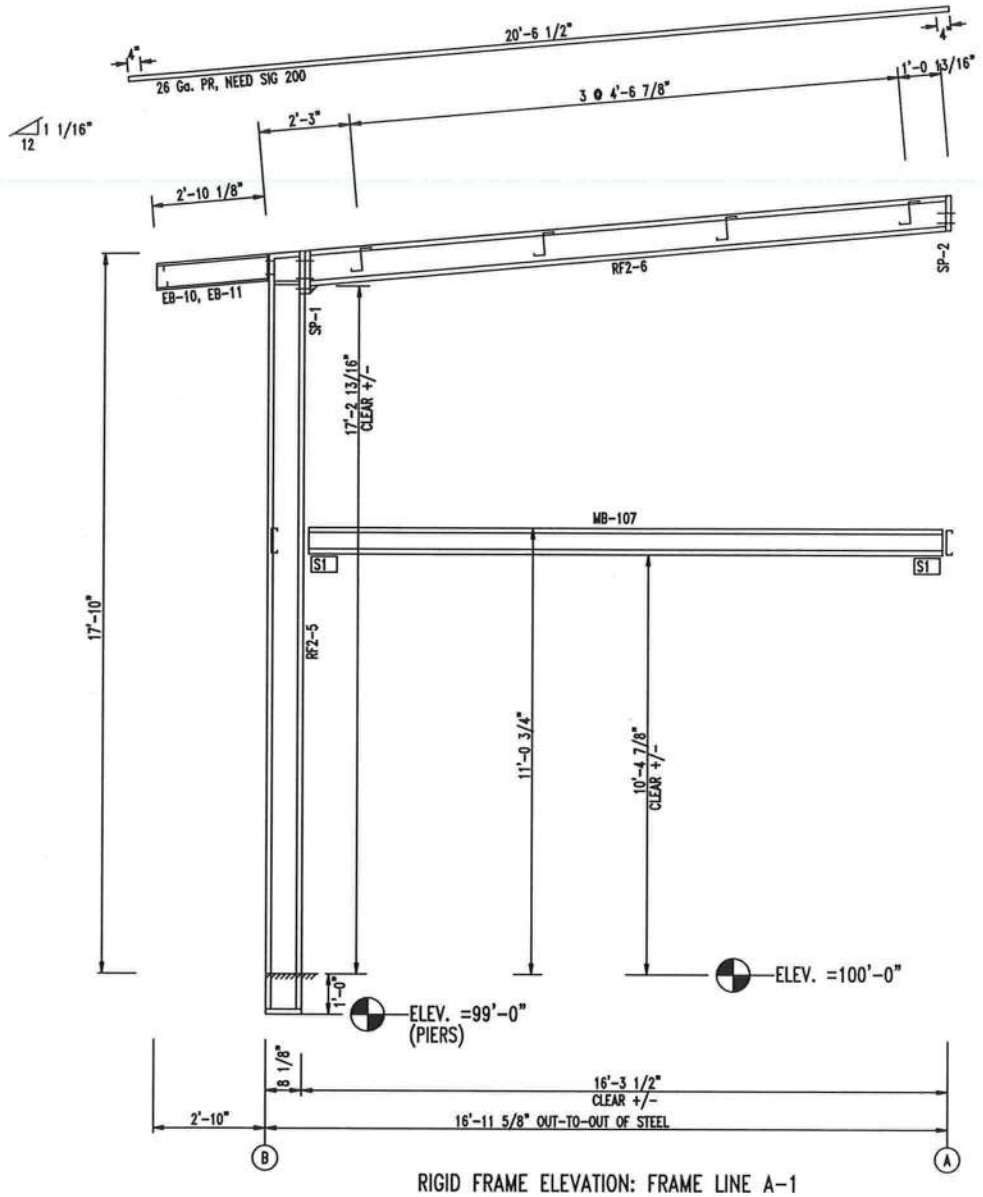

RIGID FRAME ELEVATION: FRAME LINE A-1

(FLOOR BEAMS SHOWN AT FRAME LINE A-1)

SUPPORT BEAM BOLT TABLE				
☐ ID	Qty	Type	Dia	Length
S1	2	A325	0.500	2.00

BEAM TABLE		
Mark	Part	Length
MB-107	W8X10	16'-0 3/4"

NOTE: FIELD WORK REQUIRED AT CORNER HIP LOCATION.

MEMBER SIZE TABLE			
MARK	MEMBER	LENGTH	WEIGHT
RF2-5	W8X18	18'-10"	366
RF2-6	W8X10	16'-4 1/16"	218

SPLICE BOLT TABLE						
Mark	Qty Top	Bot	Int	Type	Dia	Length
SP-1	2	4	0	A325	0.750	2.50
SP-2	4	0	0	A325	0.750	2.50

GREGORY S. BARFIELD, P.E.
2149 NELL PURVIS ROAD
ADEL, GA 31620
229-237-4259
PE# 54419

GREGORY S. BARFIELD LICENSE No 54419 STATE OF FLORIDA PROFESSIONAL ENGINEER

5-5-22

LARIAT METAL BUILDINGS

LARIAT STEEL DESIGN
78 AIRPORT LANE ~ ADEL GEORGIA 31620
PH: (229)896-2022
FAX: (229)896-2033
EMAIL: lariatsteeldesign@gmail.com

REVISION	DATE	BY
"A"		
"B"		
"C"		
"D"		
"E"		
"F"		
"G"		

DESIGN CRITERIA		
BUILDING CODE:	FBC 20	
LIVE LOAD:	20.00	PSF
LIVE LOAD REDUCTION:	Yes	
COLLATERAL LOAD:	0.5	PSF
SNOW LOAD:	0	PSF
WIND LOAD: (3 SECOND GUST)	119	MPH
WIND IMPORTANCE FACTOR:	1.00	
WIND EXPOSURE:	C	
CATEGORY: (SEISMIC USE GROUP)	II-NORMAL	

JOB NAME: SAMMY KEEN		ID: 22-114
JOB LOCATION: LAKE CITY, FL		
DWN: BK	DATE: 3/21/22	SCALE: N.T.S.
DRAWING TITLE: RIGID FRAME ELEVATION		DRAWING: 07 OF 19

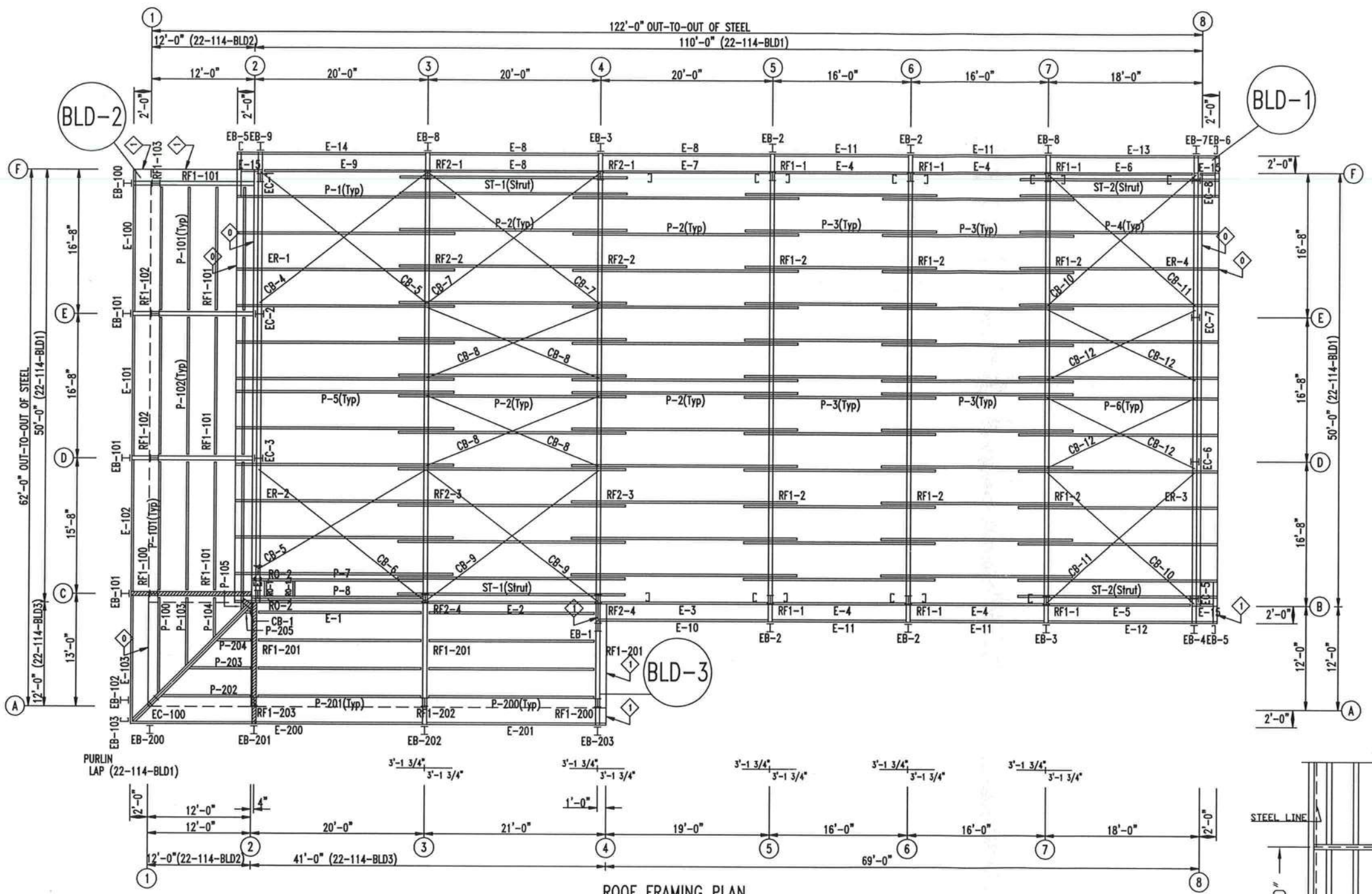

ROOF FRAMING PLAN

EXTENSION/CANOPY BOLTS ROOF PLAN				
MARK	QUAN	TYPE	DIA	LENGTH
EB-1	4	A325	1/2"	2"
EB-2	4	A325	1/2"	2"
EB-3	4	A325	1/2"	2"
EB-4	4	A325	1/2"	2"
EB-7	4	A325	1/2"	2"
EB-8	4	A325	1/2"	2"
EB-9	4	A325	1/2"	2"
EB-100	4	A325	1/2"	2"
EB-101	4	A325	1/2"	2"
EB-102	4	A325	1/2"	2"
EB-201	4	A325	1/2"	2"
EB-202	4	A325	1/2"	2"
EB-203	4	A325	1/2"	2"

ANGLE TABLE ROOF PLAN			
◇ID	MARK	LENGTH	DETAIL
	L4x2	20'-0"	ANGLE_6
1	L4x2	20'-0"	

MEMBER TABLE ROOF PLAN		
MARK	PART	LENGTH
22-114-BLD1		
EB-1	W8X10	3'-2 3/4"
EB-2	W8X10	3'-2 3/4"
EB-3	W8X10	3'-2 3/4"
EB-4	W8X10	3'-2 3/4"
EB-5	8X2CH16	4'-9"
EB-6	8X2CH16	4'-9"
EB-7	W8X10	3'-2 3/4"
EB-8	W8X10	3'-2 3/4"
EB-9	W8X10	3'-2 3/4"
RO-1	8X25C16	2'-0 1/4"
RO-2	8X25C16	2'-11 1/2"
P-1	8X25Z16	25'-1 1/2"
P-2	8X25Z16	26'-3 1/2"
P-3	8X25Z16	22'-3 1/2"
P-4	8X25Z16	23'-1 1/2"
P-5	8X25Z16	25'-1 1/2"
P-6	8X25Z16	23'-1 1/2"
P-7	8X25C16	22'-0"
P-8	8X25C16	22'-0"
E-1	E085343L	21'-11 1/2"
E-2	E085343L	19'-8 1/2"
E-3	E085343L	19'-5 1/2"
E-4	E085343L	15'-5 1/2"
E-5	E085343L	17'-1 1/2"
E-6	E085343L	17'-1 1/2"
E-7	E085343L	19'-5 1/2"
E-8	E085343L	19'-5 1/2"
E-9	E085343L	19'-1 1/2"
E-10	E085343L	19'-8 1/2"
E-11	E085343L	15'-5 1/2"
E-12	E085343L	19'-8 1/2"
E-13	E085343L	19'-8 1/2"
E-14	E085343L	21'-8 1/2"
E-15	E085343L	1'-8 3/4"
ST-1	8X25Z16	19'-5 3/4"
ST-2	8X25Z16	17'-1 3/4"
CB-4	1/4_CBL	25'-0"
CB-5	1/4_CBL	24'-10"
CB-6	1/4_CBL	24'-3 1/4"
CB-7	1/4_CBL	25'-3 1/4"
CB-8	1/4_CBL	22'-2 1/4"
CB-9	1/4_CBL	24'-6 1/2"
CB-10	1/4_CBL	23'-2 3/4"
CB-11	1/4_CBL	22'-8 1/4"
CB-12	1/4_CBL	20'-0 1/4"
22-114-BLD2		
EB-100	W8X10	2'-1 3/16"
EB-101	W8X10	2'-1 3/16"
EB-103	8X2CH16	2'-10 5/16"
P-100	8X25Z16	12'-7 1/2"
P-101	8X25Z16	14'-11 1/2"
P-102	8X25Z16	15'-11 1/2"
P-103	8X25Z16	
P-104	8X25Z16	
P-105	8X25Z16	
E-100	E085342L	15'-4 1/2"
E-101	E085342L	16'-1 1/2"
E-102	E085342L	15'-1 1/2"
E-103	E085342L	14'-8 1/2"
22-114-BLD3		
EB-200	W8X10	2'-10 5/16"
EB-201	W8X10	2'-1 3/16"
EB-202	W8X10	2'-1 3/16"
EB-203	W8X10	2'-1 3/16"
P-200	8X35Z14	19'-3 1/2"
P-201	8X35Z12	18'-11 1/2"
P-202	8X25Z16	
P-203	8X25Z16	
P-205	8X25Z16	
E-200	E085342L	
E-201	E085342L	19'-8 1/2"
E-202	E085342L	

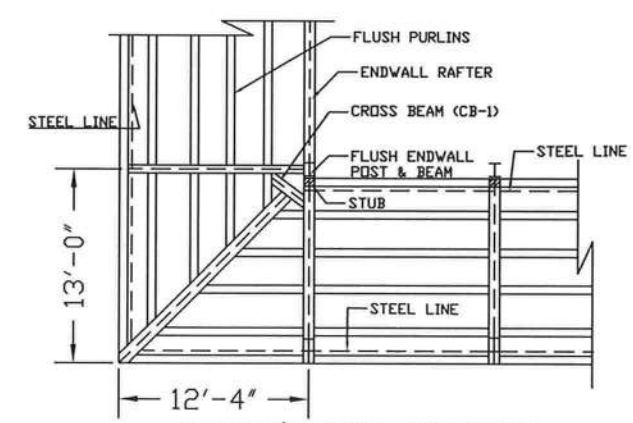

ROOF/FLOOR SECTION FOR HIPPED CORNER

GREGORY S. BARFIELD, P.E.
2149 NELL PURVIS ROAD
ADEL, GA 31620
229-237-4259
PE# 54419

GREGORY S. BARFIELD LICENSE No 54419 STATE OF FLORIDA PROFESSIONAL ENGINEER

5-5-22

LARIAT STEEL DESIGN
METAL BUILDINGS
LARIAT STEEL DESIGN
78 AIRPORT LANE ~ ADEL GEORGIA 31620
PH: (229)896-2022
FAX: (229)896-2033
EMAIL: lariatsteeldesign@gmail.com

REVISION		DATE	BY
"A"			
"B"			
"C"			
"D"			
"E"			
"F"			
"G"			

DESIGN CRITERIA		
BUILDING CODE:	FBC 20	
LIVE LOAD:	20.00	PSF
LIVE LOAD REDUCTION:	Yes	
COLLATERAL LOAD:	0.5	PSF
SNOW LOAD:	0	PSF
WIND LOAD: (3 SECOND GUST)	119	MPH
WIND IMPORTANCE FACTOR:	1.00	
WIND EXPOSURE:	C	
CATEGORY: (SEISMIC USE GROUP)	II-NORMAL	

JOB NAME: SAMMY KEEN		ID: 22-114
JOB LOCATION: LAKE CITY, FL		
DWN: BK	DATE: 3/21/22	SCALE: N.T.S.
DRAWING TITLE: ROOF FRAMING		DRAWING: 08 OF 19

EXTENSION/CANOPY BOLTS ROOF PLAN				
MARK	QUAN	TYPE	DIA	LENGTH
EB-1	4	A325	1/2"	2"
EB-2	4	A325	1/2"	2"
EB-3	4	A325	1/2"	2"
EB-4	4	A325	1/2"	2"
EB-7	4	A325	1/2"	2"
EB-8	4	A325	1/2"	2"
EB-9	4	A325	1/2"	2"
EB-100	4	A325	1/2"	2"
EB-101	4	A325	1/2"	2"
EB-102	4	A325	1/2"	2"
EB-201	4	A325	1/2"	2"
EB-202	4	A325	1/2"	2"
EB-203	4	A325	1/2"	2"

TRIM TABLE ROOF PLAN			
◇ID	MARK	LENGTH	DETAIL
1	FL49	3'-0"	TRIM_320

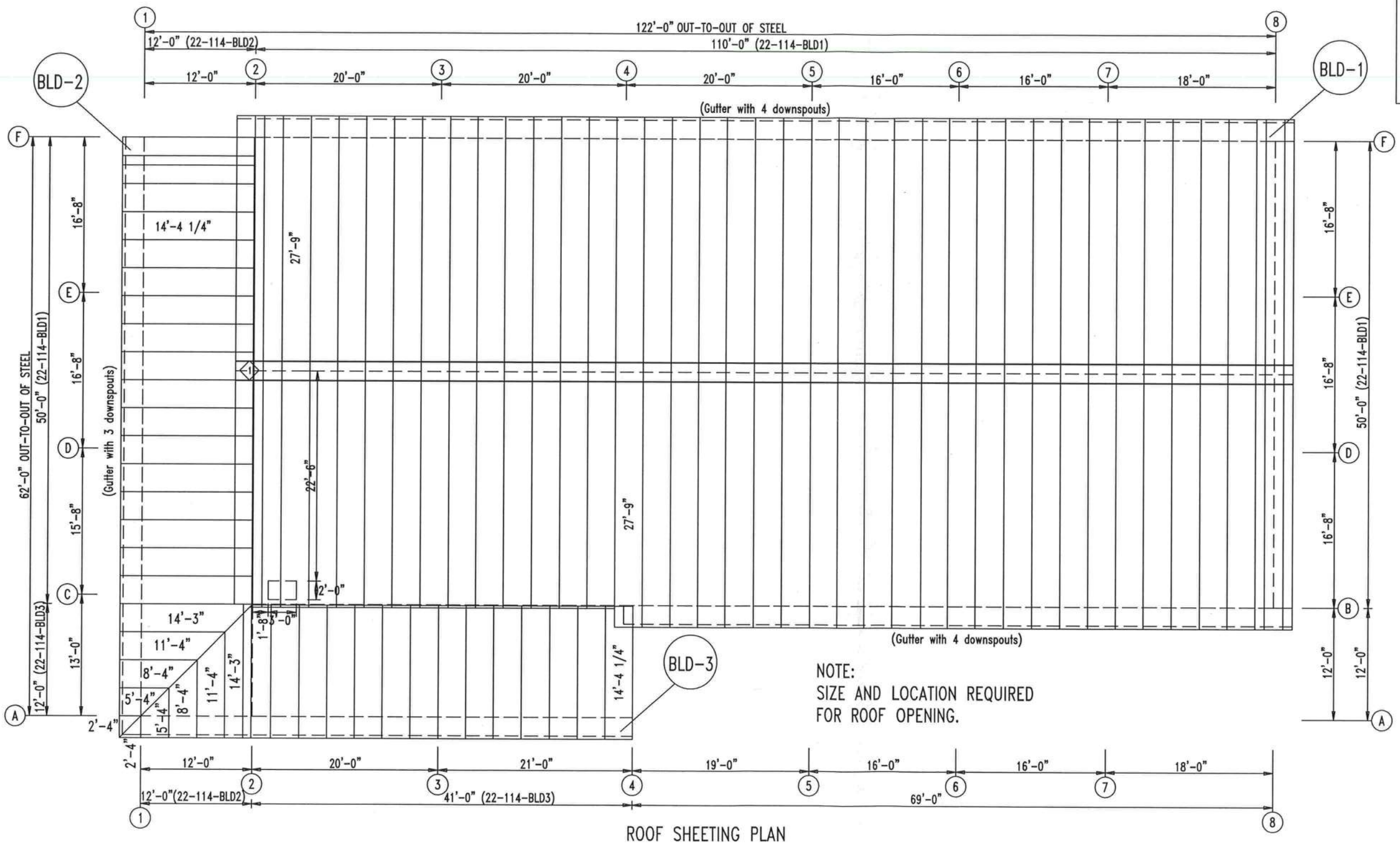

NOTE:
SIZE AND LOCATION REQUIRED
FOR ROOF OPENING.

ROOF SHEETING PLAN

PANELS: 26 Ga. PR - NEED SIG 200

GREGORY S. BARFIELD, P.E.
2149 NELL PURVIS ROAD
ADEL, GA 31620
229-237-4259
PE# 54419

GREGORY S. BARFIELD LICENSE No 54419 STATE OF FLORIDA PROFESSIONAL ENGINEER

5-5-22

LARIAT METAL BUILDINGS

LARIAT STEEL DESIGN
78 AIRPORT LANE ~ ADEL GEORGIA 31620
PH: (229)896-2022
FAX: (229)896-2033
EMAIL: lariatsteeldesign@gmail.com

REVISION	DATE	BY
"A"		
"B"		
"C"		
"D"		
"E"		
"F"		
"G"		

DESIGN CRITERIA		
BUILDING CODE:	FBC 20	
LIVE LOAD:	20.00	PSF
LIVE LOAD REDUCTION:	Yes	
COLLATERAL LOAD:	0.5	PSF
SNOW LOAD:	0	PSF
WIND LOAD: (3 SECOND GUST)	119	MPH
WIND IMPORTANCE FACTOR:	1.00	
WIND EXPOSURE:	C	
CATEGORY: (SEISMIC USE GROUP)	II-NORMAL	

JOB NAME: SAMMY KEEN		ID: 22-114
JOB LOCATION: LAKE CITY, FL		
DWN: BK	DATE: 3/21/22	SCALE: N.T.S.
DRAWING TITLE: ROOF SHEETING		DRAWING: 09 OF 19

TRIM TABLE ROOF PLAN		
◇ID	MARK	DETAIL
1	XFL-30	INSIDE ANGLE
2	LES-1	LOW EAVE SOFFIT
3	RST-1	RAKE SOFFIT TRIM

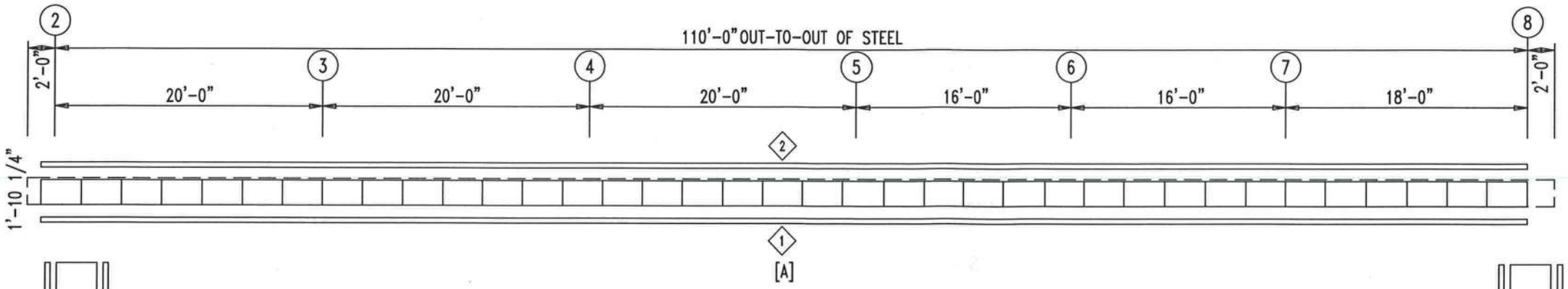

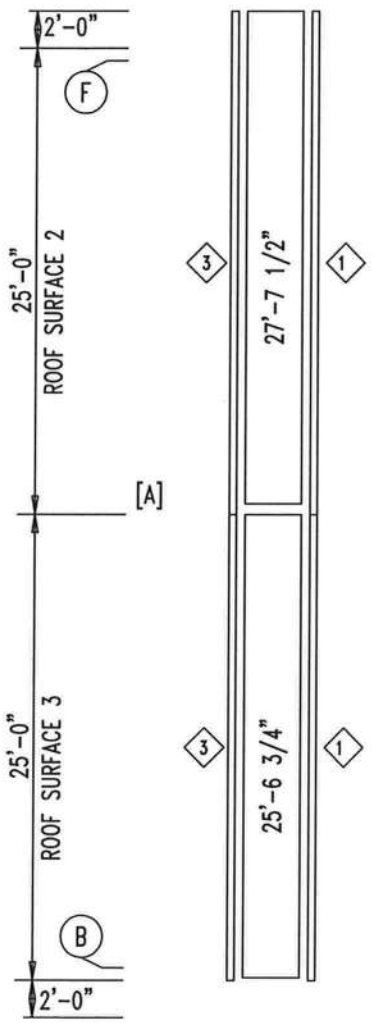

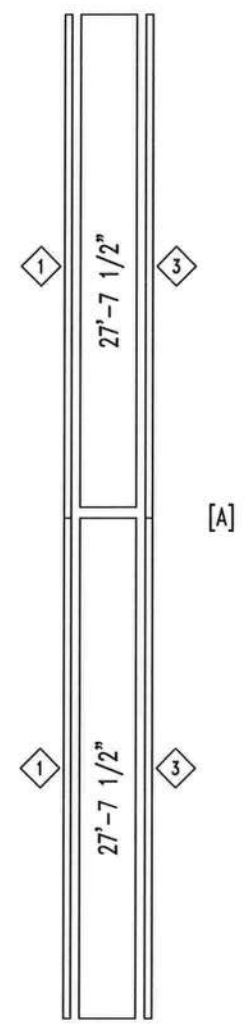

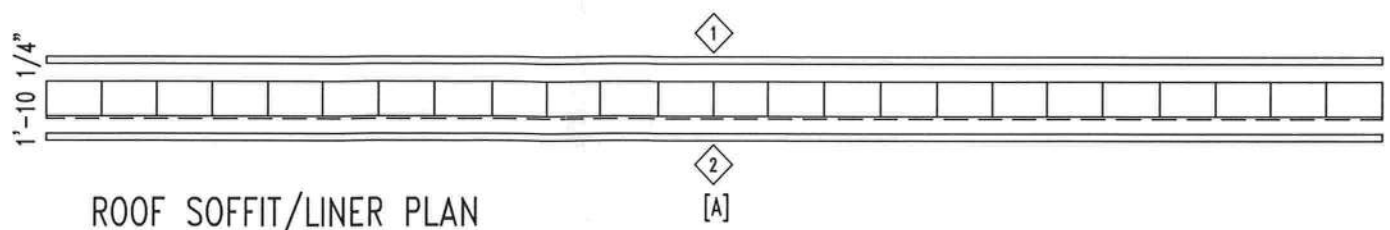

ROOF SOFFIT/LINER PLAN

[A] SOFFIT PANELS: 26 Ga. PBR - P.WHITE

GREGORY S. BARFIELD, P.E.
2149 NELL PURVIS ROAD
ADEL, GA 31620
229-237-4259
PE# 54419

LARIAT METAL BUILDINGS

LARIAT STEEL DESIGN
78 AIRPORT LANE ~ ADEL GEORGIA 31620
PH: (229)896-2022
FAX: (229)896-2033
EMAIL: lariatsteeldesign@gmail.com

REVISION	DATE	BY
"A"		
"B"		
"C"		
"D"		
"E"		
"F"		
"G"		

DESIGN CRITERIA		
BUILDING CODE:	FBC 20	
LIVE LOAD:	20.00	PSF
LIVE LOAD REDUCTION:	Yes	
COLLATERAL LOAD:	0.5	PSF
SNOW LOAD:	0	PSF
WIND LOAD: (3 SECOND GUST)	119	MPH
WIND IMPORTANCE FACTOR:	1.00	
WIND EXPOSURE:	C	
CATEGORY: (SEISMIC USE GROUP)	@U400	

JOB NAME: SAMMY KEEN		ID: 22-114
JOB LOCATION: LAKE CITY, FL		
DWN: BK	DATE: 3/17/22	SCALE: N.T.S.
DRAWING TITLE: BLD-1 ROOF SOFFIT & LINER		DRAWING: 10A OF 19

TRIM TABLE ROOF PLAN		
◇ ID	MARK	DETAIL
1	XFL-30	INSIDE ANGLE
2	LES-1	LOW EAVE SOFFIT
3	SPECIAL TRIM	TBD

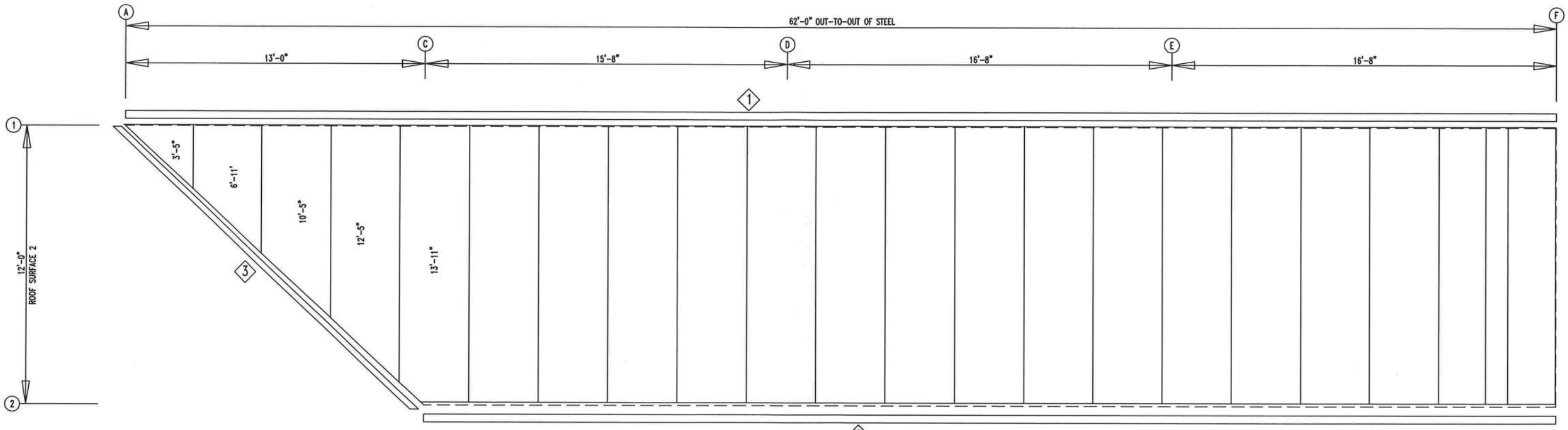

ROOF SOFFIT/LINER SHEETING PLAN
PANELS: 26 Ga. PBR – P.WHITE

GREGORY S. BARFIELD, P.E.
2149 NELL PURVIS ROAD
ADEL, GA 31620
229-237-4259
PE# 54419

5-5-22

LARIAT METAL BUILDINGS

LARIAT STEEL DESIGN
78 AIRPORT LANE ~ ADEL GEORGIA 31620
PH: (229)896-2022
FAX: (229)896-2033
EMAIL: lariatsteeldesign@gmail.com

REVISION		DATE	BY
"A"			
"B"			
"C"			
"D"			
"E"			
"F"			
"G"			

DESIGN CRITERIA		
BUILDING CODE:	FBC 20	
LIVE LOAD:	20.00	PSF
LIVE LOAD REDUCTION:	Yes	
COLLATERAL LOAD:	0.5	PSF
SNOW LOAD:	0	PSF
WIND LOAD: (3 SECOND GUST)	119	MPH
WIND IMPORTANCE FACTOR:	1.00	
WIND EXPOSURE:	C	
CATEGORY: (SEISMIC USE GROUP)	II-NORMAL	

JOB NAME: SAMMY KEEN		ID: 22-114
JOB LOCATION: LAKE CITY, FL		
DWN: BK	DATE: 3/17/22	SCALE: N.T.S.
DRAWING TITLE: BLD-2 ROOF SOFFIT & LINER		DRAWING: 10B OF 19

TRIM TABLE ROOF PLAN		
◇ID	MARK	DETAIL
1	XFL-30	INSIDE ANGLE
2	LST-1	LOW SOFFIT TRIM
3	SPECIAL TRIM	TBD

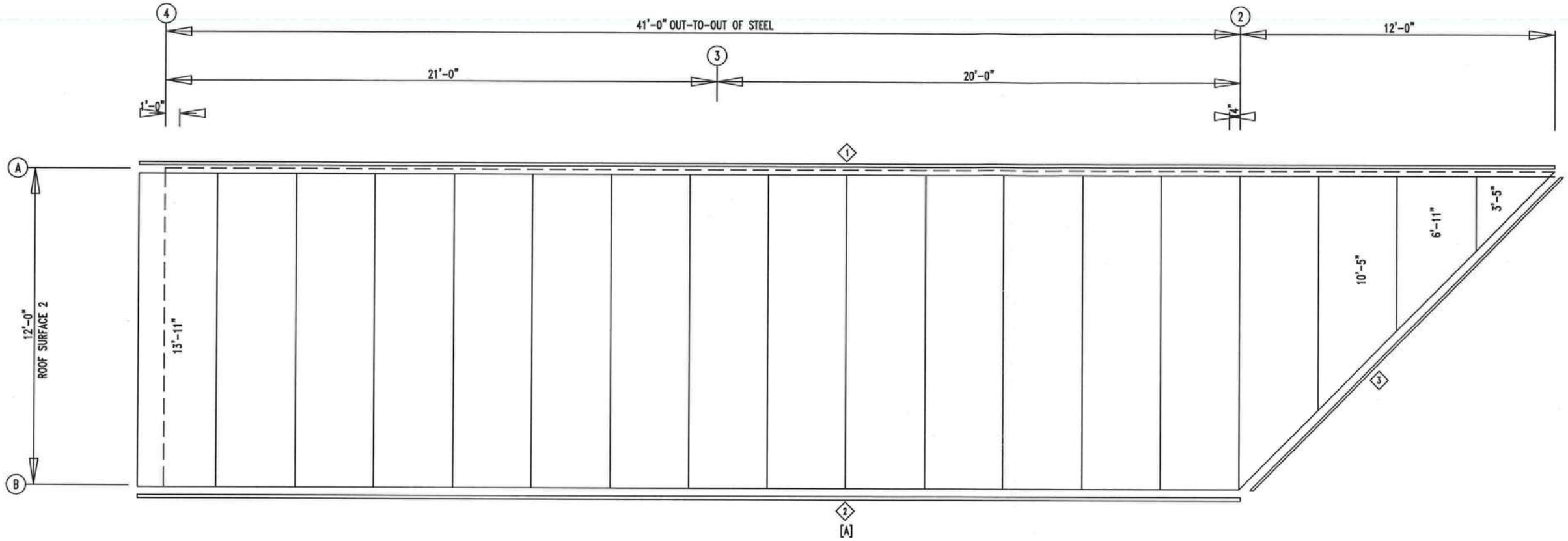

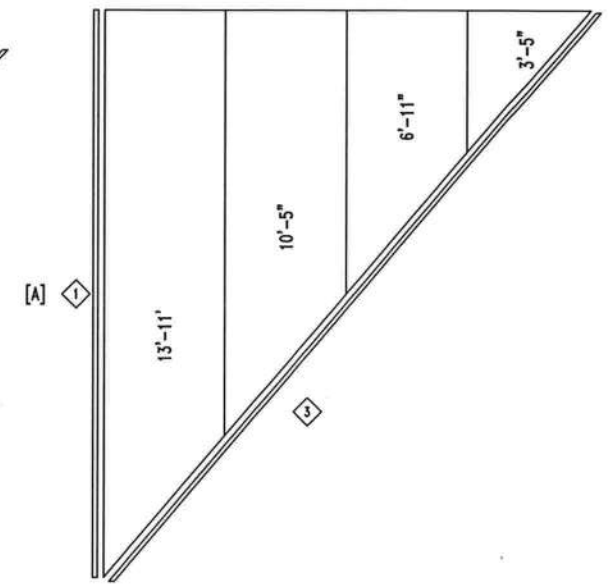

ROOF SOFFIT/LINER PLAN
[A] SOFFIT PANELS: 26 Ga. PBR - P.WHITE

GREGORY S. BARFIELD, P.E.
2149 NELL PURVIS ROAD
ADEL, GA 31620
229-237-4259
PE# 54419

GREGORY S. BARFIELD LICENSE No 54419 STATE OF FLORIDA PROFESSIONAL ENGINEER

5-5-22

LARIAT METAL BUILDINGS

LARIAT STEEL DESIGN
78 AIRPORT LANE ~ ADEL GEORGIA 31620
PH: (229)896-2022
FAX: (229)896-2033
EMAIL: lariatsteeldesign@gmail.com

REVISION		DATE	BY
"A"			
"B"			
"C"			
"D"			
"E"			
"F"			
"G"			

DESIGN CRITERIA		
BUILDING CODE:	FBC 20	
LIVE LOAD:	20.00	PSF
LIVE LOAD REDUCTION:	Yes	
COLLATERAL LOAD:	0.5	PSF
SNOW LOAD:	0	PSF
WIND LOAD: (3 SECOND GUST)	119	MPH
WIND IMPORTANCE FACTOR:	1.00	
WIND EXPOSURE:	C	
CATEGORY: (SEISMIC USE GROUP)	@U400	

JOB NAME: SAMMY KEEN		ID: 22-114
JOB LOCATION: LAKE CITY, FL		
DWN: BK	DATE: 3/17/22	SCALE: N.T.S.
DRAWING TITLE: BLD-3 ROOF SOFFIT & LINER		DRAWING: 10C OF 19

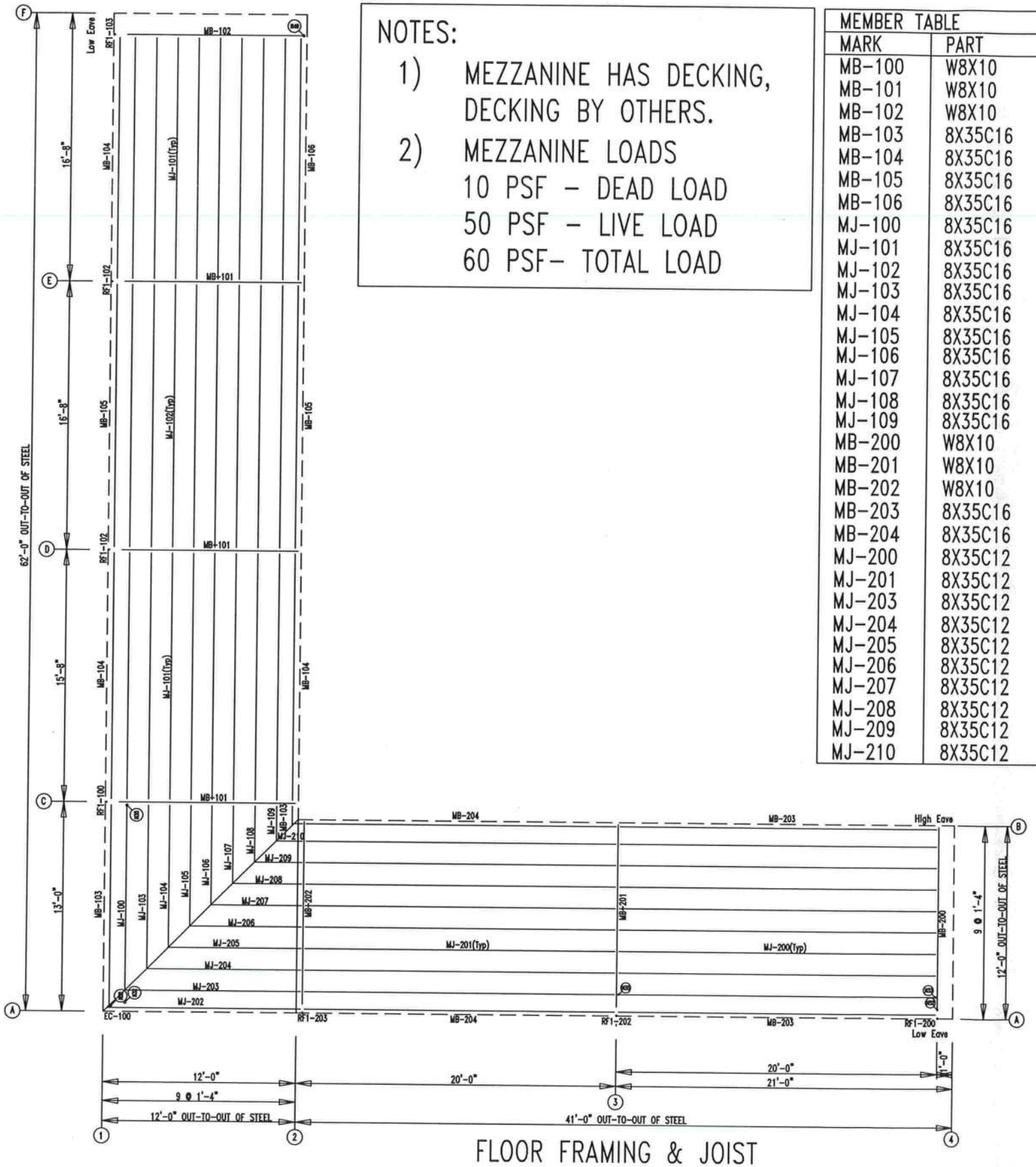

FLOOR FRAMING & JOIST

NOTES:

1) MEZZANINE HAS DECKING, DECKING BY OTHERS.
2) MEZZANINE LOADS
   10 PSF - DEAD LOAD
   50 PSF - LIVE LOAD
   60 PSF- TOTAL LOAD

MEMBER TABLE

MARK	PART	LENGTH
MB-100	W8X10	10'-3 3/4"
MB-101	W8X10	5'-10 5/16"
MB-102	W8X10	10'-6 3/4"
MB-103	8X35C16	
MB-104	8X35C16	14'-7 3/4"
MB-105	8X35C16	15'-7 3/4"
MB-106	8X35C16	15'-3 3/4"
MJ-100	8X35C16	
MJ-101	8X35C16	14'-7 3/4"
MJ-102	8X35C16	15'-7 3/4"
MJ-103	8X35C16	
MJ-104	8X35C16	
MJ-105	8X35C16	
MJ-106	8X35C16	
MJ-107	8X35C16	
MJ-108	8X35C16	
MJ-109	8X35C16	
MB-200	W8X10	11'-1 1/8"
MB-201	W8X10	11'-1 1/8"
MB-202	W8X10	11'-1 1/8"
MB-203	8X35C16	18'-11 3/4"
MB-204	8X35C16	18'-7 3/4"
MJ-200	8X35C12	18'-11 3/4"
MJ-201	8X35C12	18'-7 3/4"
MJ-203	8X35C12	
MJ-204	8X35C12	
MJ-205	8X35C12	
MJ-206	8X35C12	
MJ-207	8X35C12	
MJ-208	8X35C12	
MJ-209	8X35C12	
MJ-210	8X35C12	

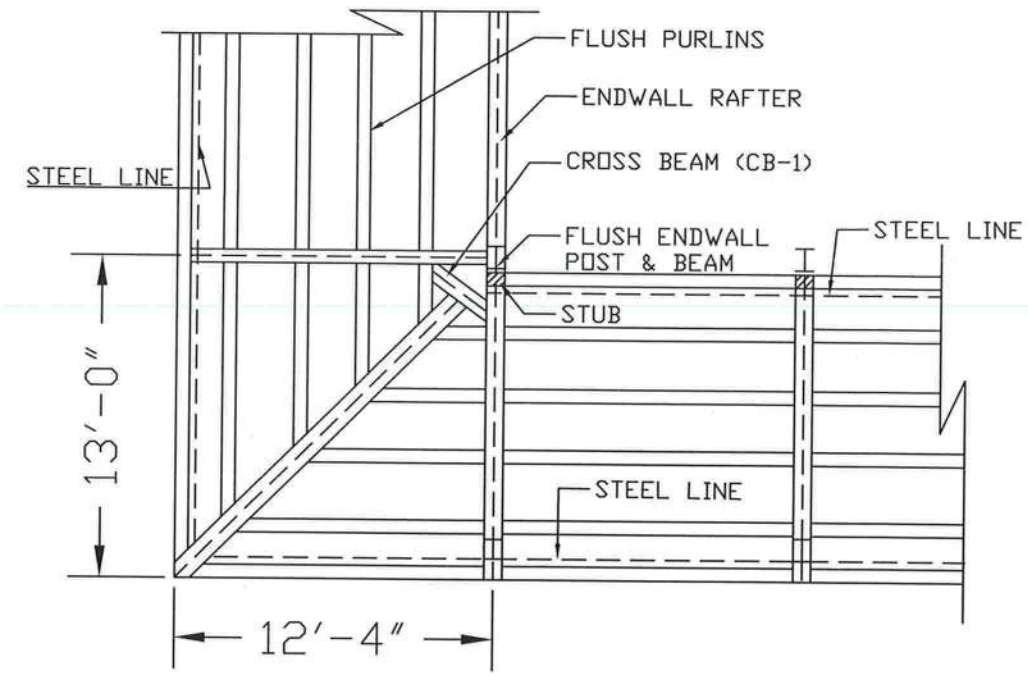

ROOF/FLOOR SECTION FOR HIPPED CORNER

GREGORY S. BARFIELD, P.E.
2149 NELL PURVIS ROAD
ADEL, GA 31620
229-237-4259
PE# 54419

GREGORY S. BARFIELD LICENSE No 54419 STATE OF FLORIDA PROFESSIONAL ENGINEER

5-5-22

LARIAT METAL BUILDINGS

LARIAT STEEL DESIGN
78 AIRPORT LANE ~ ADEL GEORGIA 31620
PH: (229)896-2022
FAX: (229)896-2033
EMAIL: lariatsteeldesign@gmail.com

REVISION	DATE	BY
"A"		
"B"		
"C"		
"D"		
"E"		
"F"		
"G"		

DESIGN CRITERIA

BUILDING CODE:	FBC 20	
LIVE LOAD:	20.00	PSF
LIVE LOAD REDUCTION:	Yes	
COLLATERAL LOAD:	0.5	PSF
SNOW LOAD:	0	PSF
WIND LOAD: (3 SECOND GUST)	119	MPH
WIND IMPORTANCE FACTOR:	1.00	
WIND EXPOSURE:	C	
CATEGORY: (SEISMIC USE GROUP)	II-NORMAL	

JOB NAME: SAMMY KEEN		ID: 22-114
JOB LOCATION: LAKE CITY, FL		
DWN: BK	DATE: 3/17/22	SCALE: N.T.S.
DRAWING TITLE: MEZZANINE FRAMING		DRAWING: 11 OF 19

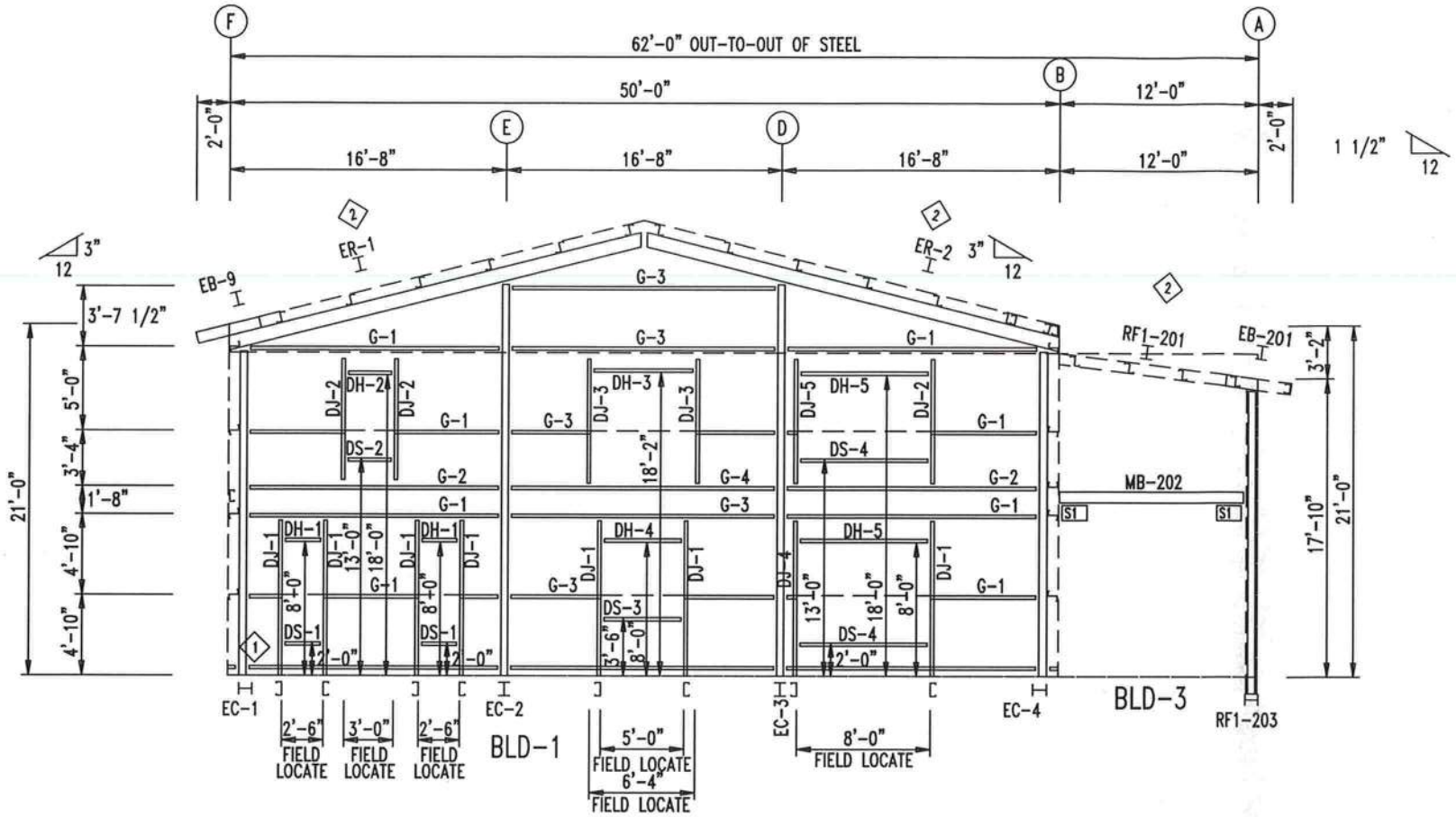

WALL FRAMING: FRAME LINE 2

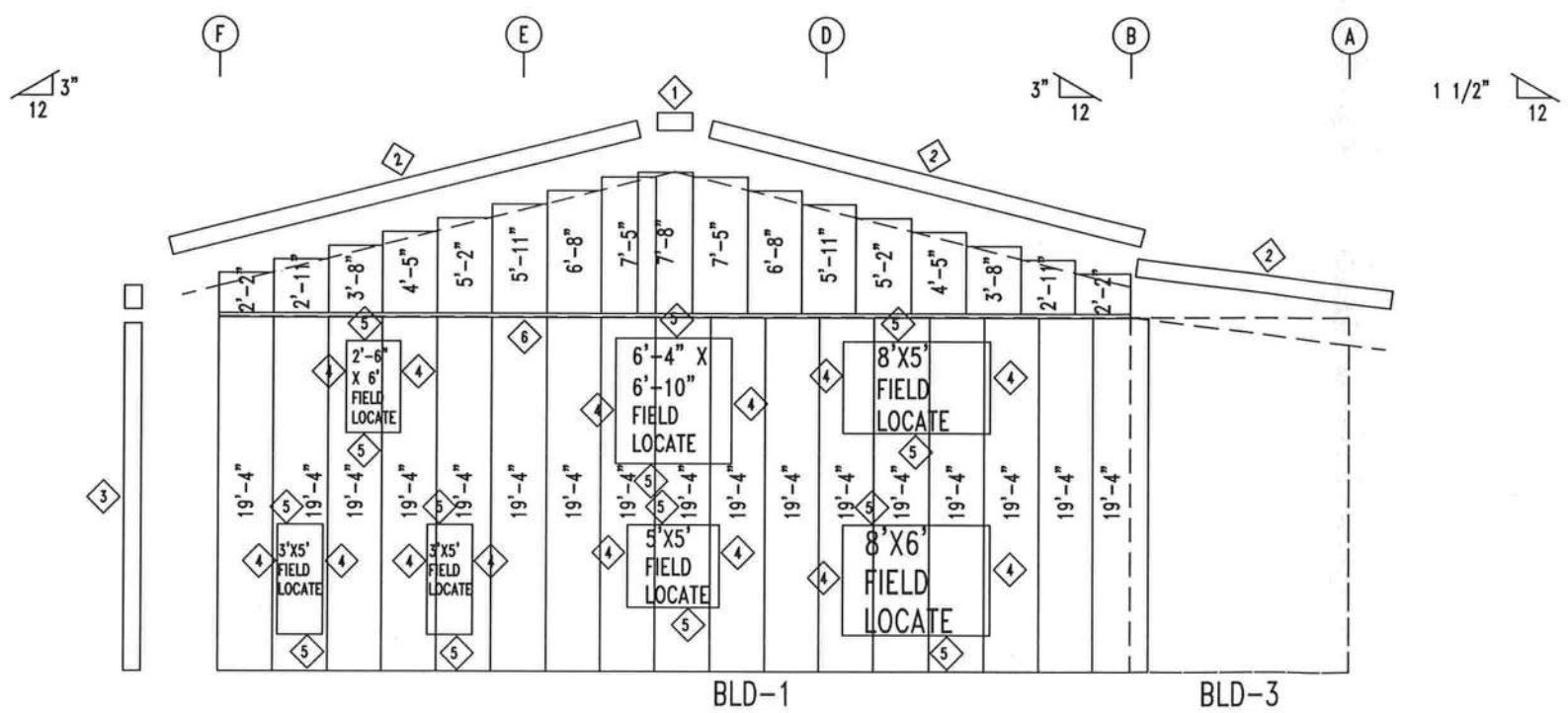

WALL SHEETING & TRIM: FRAME LINE 2
PANELS: 26 Ga. PR - NEED SIG 200

TRIM TABLE
FRAME LINE 2

◇ID	MARK	DETAIL
1	PEAK BOX	
2	FL-13	RAKE TRIM
3	XFL-830	O/S CORNER TRIM
4	FL-22	JAMB TRIM
5	FL-24	HEAD TRIM
6	LF-101	L FLASHING

ANGLE TABLE
FRAME LINE 2

◇ID	MARK	LENGTH	DETAIL
1	L4x2	20'-0"	
2	L4x2	20'-0"	ANGLE_6

SUPPORT BEAM BOLT TABLE
FRAME LINE 2

□ID	QUAN	TYPE	DIA	LENGTH
S1	2	A325	1/2"	2"

MEMBER TABLE
FRAME LINE 2

MARK	PART	LENGTH
22-114-BLD1		
EB-9	W8X10	3'-2 3/4"
EC-1	W8X15	19'-11 5/8"
EC-2	W8X13	23'-9 3/8"
EC-3	W8X13	23'-9 3/8"
EC-4	W8X15	19'-11 5/8"
ER-1	W8X10	25'-9"
ER-2	W8X10	25'-9"
DJ-1	8X25C16	9'-8"
DJ-2	8X25C16	7'-6"
DJ-3	8X25C16	9'-2"
DJ-4	8X25C16	9'-8"
DJ-5	8X25C16	7'-6"
DH-1	8X25C16	2'-5 1/2"
DH-2	8X25C16	2'-11 1/2"
DH-3	8X25C16	6'-3 1/2"
DH-4	8X25C16	4'-11 1/2"
DH-5	8X25C16	7'-11 1/2"
DS-1	8X25C16	2'-5 1/2"
DS-2	8X25C16	2'-11 1/2"
DS-3	8X25C16	4'-11 1/2"
DS-4	8X25C16	7'-11 1/2"
G-1	8X25Z16	15'-1 3/8"
G-2	8X25Z12	15'-1 3/8"
G-3	8X25Z16	16'-3 1/2"
G-4	8X25Z12	16'-3 1/2"
22-114-BLD3		
EB-201	W8X10	2'-1 3/16"
MB-202	W8X10	11'-1 1/8"

GREGORY S. BARFIELD, P.E.
2149 NELL PURVIS ROAD
ADEL, GA 31620
229-237-4259
PE# 54419

GREGORY S. BARFIELD LICENSE No 54419 STATE OF FLORIDA PROFESSIONAL ENGINEER
5-5-22

LARIAT STEEL DESIGN
METAL BUILDINGS
LARIAT STEEL DESIGN
78 AIRPORT LANE ~ ADEL GEORGIA 31620
PH: (229)896-2022
FAX: (229)896-2033
EMAIL: lariatsteeldesign@gmail.com

REVISION	DATE	BY
"A"		
"B"		
"C"		
"D"		
"E"		
"F"		
"G"		

DESIGN CRITERIA

BUILDING CODE:	FBC 20	
LIVE LOAD:	20.00	PSF
LIVE LOAD REDUCTION:	Yes	
COLLATERAL LOAD:	0.5	PSF
SNOW LOAD:	0	PSF
WIND LOAD: (3 SECOND GUST)	119	MPH
WIND IMPORTANCE FACTOR:	1.00	
WIND EXPOSURE:	C	
CATEGORY: (SEISMIC USE GROUP)	II-NORMAL	

JOB NAME: SAMMY KEEN		ID: 22-114
JOB LOCATION: LAKE CITY, FL		
DWN: BK	DATE: 3/21/22	SCALE: N.T.S.
DRAWING TITLE: WALL 1		DRAWING: 12 OF 19

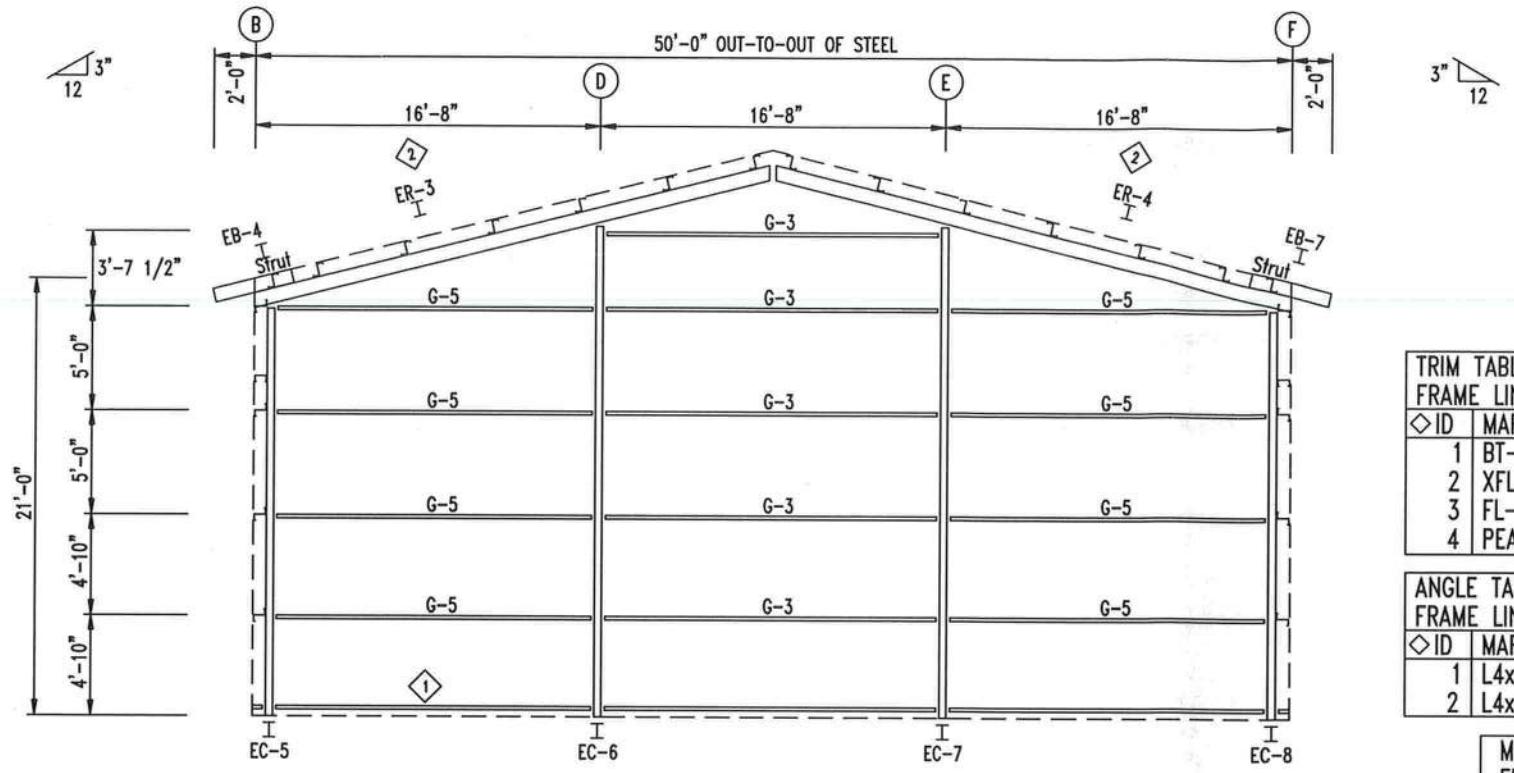

WALL FRAMING: FRAME LINE 8 BLD-1

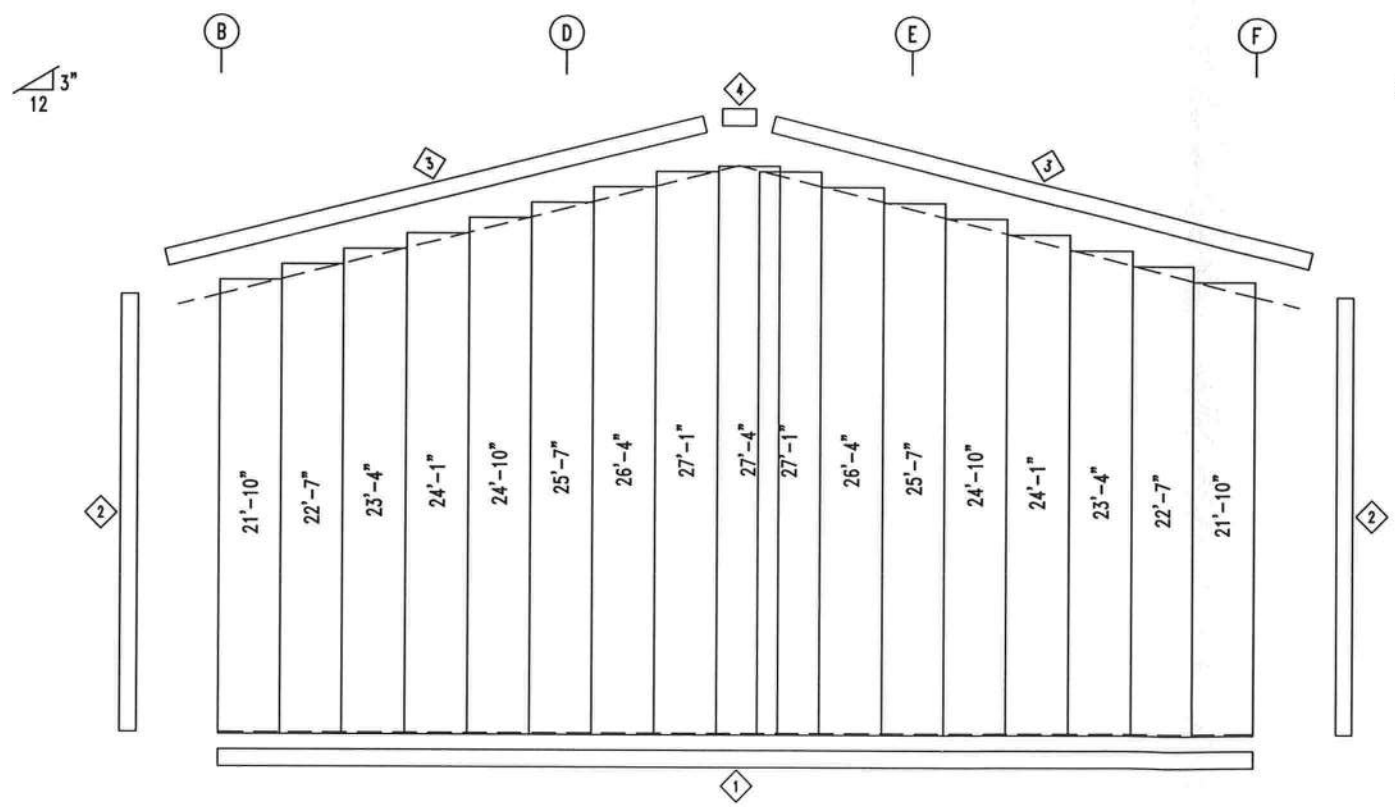

WALL SHEETING & TRIM: FRAME LINE 8 BLD-1

PANELS: 26 Ga. PR - NEED SIG 200

TRIM TABLE FRAME LINE 8		
◇ID	MARK	DETAIL
1	BT-1	BASE TRIM
2	XFL-830	O/S CORNER TRIM
3	FL-13	RAKE TRIM
4	PEAK BOX	

ANGLE TABLE FRAME LINE 8			
◇ID	MARK	LENGTH	DETAIL
1	L4x2	20'-0"	
2	L4x2	20'-0"	ANGLE_6

MEMBER TABLE FRAME LINE 8		
MARK	PART	LENGTH
EB-4	W8X10	3'-2 3/4"
EB-7	W8X10	3'-2 3/4"
EC-5	W8X10	19'-9 7/8"
EC-6	W8X13	23'-9 3/8"
EC-7	W8X13	23'-9 3/8"
EC-8	W8X10	19'-9 7/8"
ER-3	W8X10	25'-9"
ER-4	W8X10	25'-9"
G-3	8X25Z16	16'-3 1/2"
G-5	8X25Z16	15'-5 1/2"

GREGORY S. BARFIELD, P.E.
2149 NELL PURVIS ROAD
ADEL, GA 31620
229-237-4259
PE# 54419

GREGORY S. BARFIELD LICENSE No 54419 STATE OF FLORIDA PROFESSIONAL ENGINEER

5-5-22

LARIAT STEEL DESIGN
METAL BUILDINGS
LARIAT STEEL DESIGN
78 AIRPORT LANE ~ ADEL GEORGIA 31620
PH: (229)896-2022
FAX: (229)896-2033
EMAIL: lariatsteeldesign@gmail.com

REVISION		DATE	BY
"A"			
"B"			
"C"			
"D"			
"E"			
"F"			
"G"			

DESIGN CRITERIA		
BUILDING CODE:	FBC 20	
LIVE LOAD:	20.00	PSF
LIVE LOAD REDUCTION:	Yes	
COLLATERAL LOAD:	0.5	PSF
SNOW LOAD:	0	PSF
WIND LOAD: (3 SECOND GUST)	119	MPH
WIND IMPORTANCE FACTOR:	1.00	
WIND EXPOSURE:	C	
CATEGORY: (SEISMIC USE GROUP)	II-NORMAL	

JOB NAME: SAMMY KEEN		ID: 22-114
JOB LOCATION: LAKE CITY, FL		
DWN: BK	DATE: 3/21/22	SCALE: N.T.S.
DRAWING TITLE: WALL 2		DRAWING: 13 OF 19

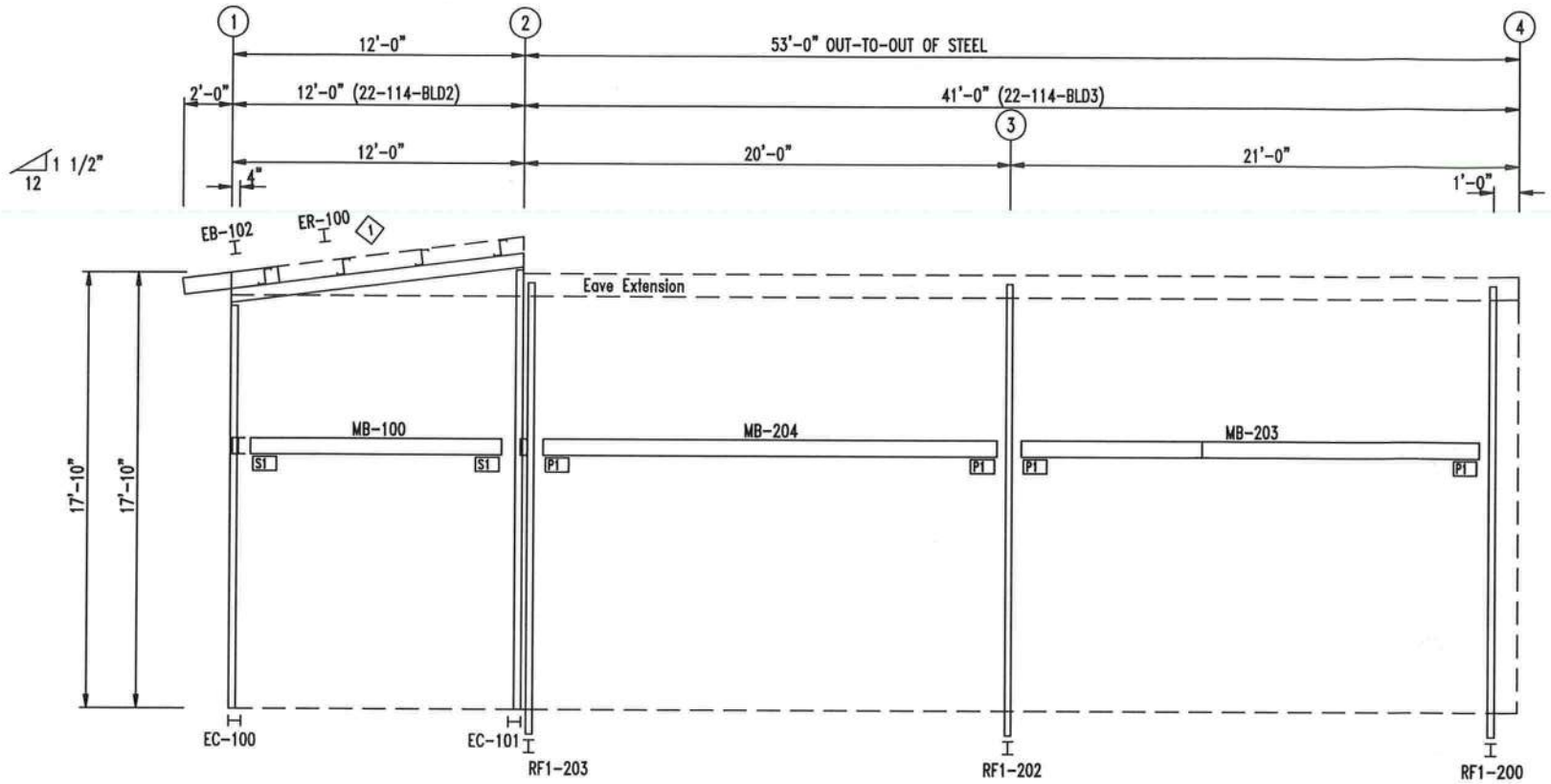

WALL FRAMING: FRAME LINE A

PERIMETER BEAM BOLT TABLE FRAME LINE A				
☐ID	QUAN	TYPE	DIA	LENGTH
P1	2	A325	1/2"	2"

SUPPORT BEAM BOLT TABLE FRAME LINE A				
☐ID	QUAN	TYPE	DIA	LENGTH
S1	2	A325	1/2"	2"

MEMBER TABLE FRAME LINE A		
MARK	PART	LENGTH
22-114-BLD2		
EB-102	W8X10	3'-1 3/16"
EC-100	W8X18	16'-7"
EC-101	W8X18	18'-0"
ER-100	W8X10	11'-11 5/8"
MB-100	W8X10	10'-3 3/4"
22-114-BLD3		
MB-203	8X35C14	18'-11 3/4"
MB-204	8X35C16	18'-7 3/4"

ANGLE TABLE FRAME LINE A		
◇ID	MARK	LENGTH
1	L4x2	20'-0"

DOWNSPOUT LOCATIONS

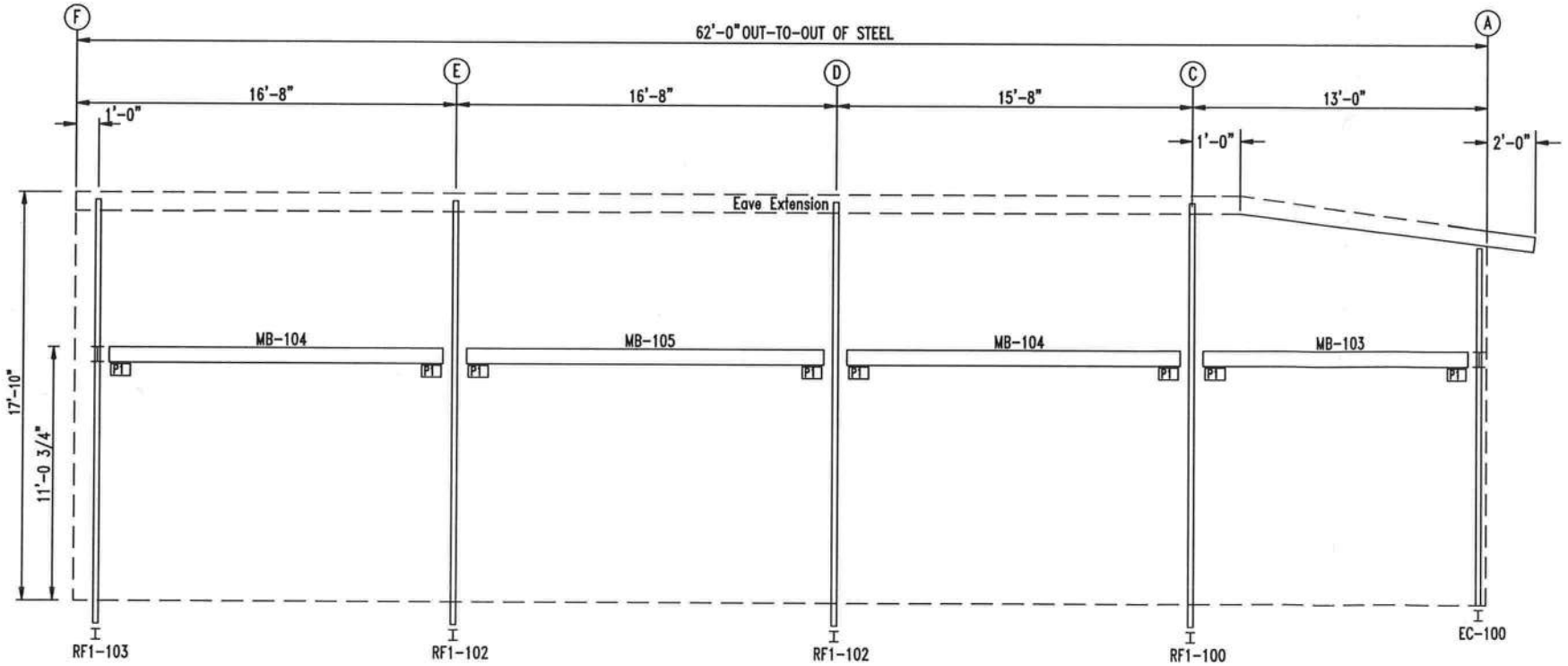

WALL FRAMING: FRAME LINE 1

PERIMETER BEAM BOLT TABLE FRAME LINE 1				
☐ID	QUAN	TYPE	DIA	LENGTH
P1	2	A325	1/2"	2"

MEMBER TABLE FRAME LINE 1		
MARK	PART	LENGTH
MB-103	8X35C16	11'-7 3/4"
MB-104	8X35C16	14'-7 3/4"
MB-105	8X35C16	15'-7 3/4"

GREGORY S. BARFIELD, P.E.
2149 NELL PURVIS ROAD
ADEL, GA 31620
229-237-4259
PE# 54419

GREGORY S. BARFIELD LICENSE No 54419 STATE OF FLORIDA PROFESSIONAL ENGINEER

5-5-22

LARIAT METAL BUILDINGS

LARIAT STEEL DESIGN
78 AIRPORT LANE ~ ADEL GEORGIA 31620
PH: (229)896-2022
FAX: (229)896-2033
EMAIL: lariatsteeldesign@gmail.com

REVISION		DATE	BY
"A"			
"B"			
"C"			
"D"			
"E"			
"F"			
"G"			

DESIGN CRITERIA		
BUILDING CODE:	FBC 20	
LIVE LOAD:	20.00	PSF
LIVE LOAD REDUCTION:	Yes	
COLLATERAL LOAD:	0.5	PSF
SNOW LOAD:	0	PSF
WIND LOAD: (3 SECOND GUST)	119	MPH
WIND IMPORTANCE FACTOR:	1.00	
WIND EXPOSURE:	C	
CATEGORY: (SEISMIC USE GROUP)	II-NORMAL	

JOB NAME: SAMMY KEEN		ID: 22-114
JOB LOCATION: LAKE CITY, FL		
DWN: BK	DATE: 3/21/22	SCALE: N.T.S.
DRAWING TITLE: WALL 3		DRAWING: 14 OF 19

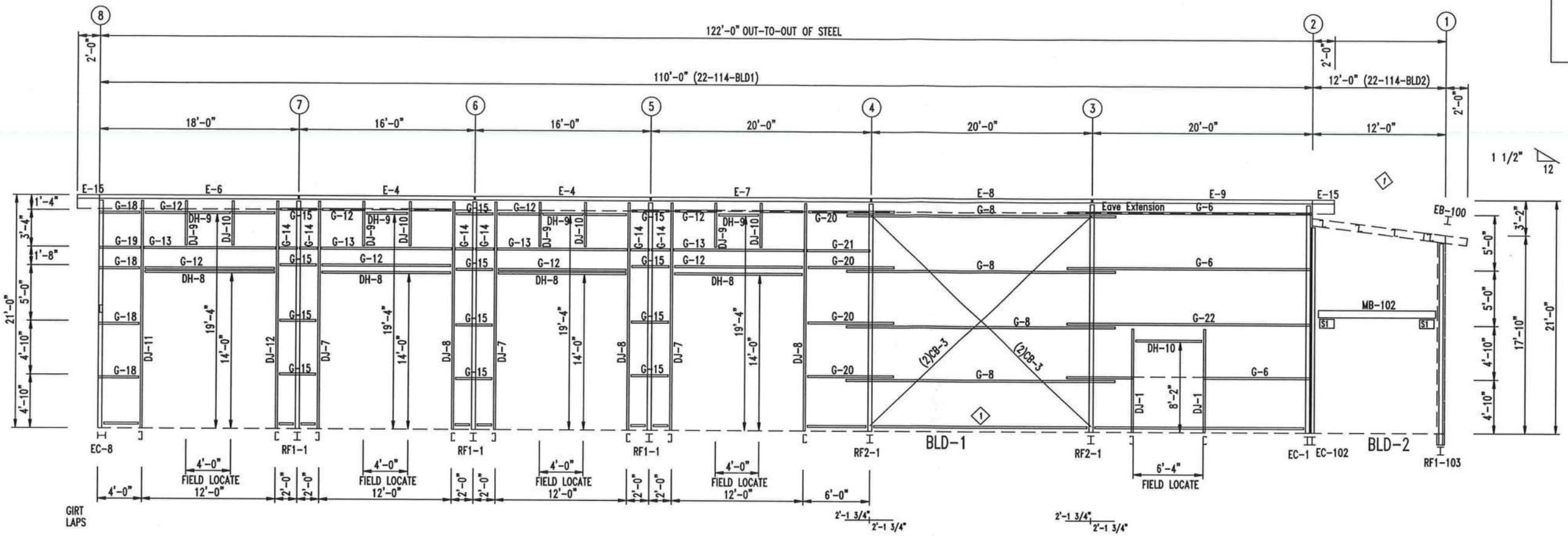

WALL FRAMING: FRAME LINE F

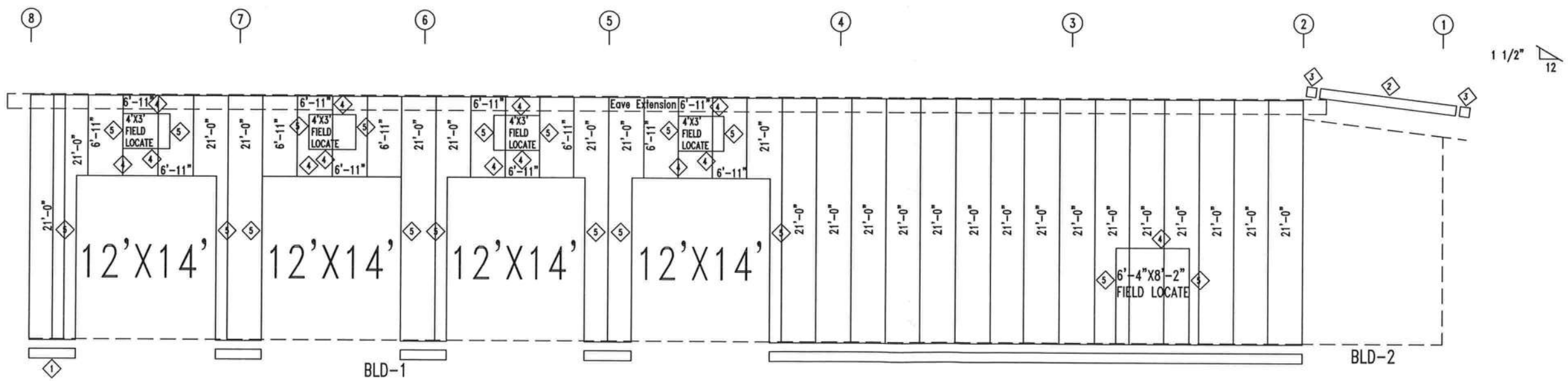

WALL SHEETING & TRIM: FRAME LINE F

PANELS: 26 Ga. PR - NEED SIG 200

TRIM TABLE
FRAME LINE F

◇ID	MARK	DETAIL
1	BT-1	BASE TRIM
2	FL-74	GUTTER
3	GUTTER END PLUGS	
4	FL-24	HEAD TRIM
5	FL-22	JAMB TRIM

SUPPORT BEAM BOLT TABLE
FRAME LINE F

□ID	QUAN	TYPE	DIA	LENGTH
S1	2	A325	1/2"	2"

MEMBER TABLE
FRAME LINE F

MARK	PART	LENGTH
22-114-BLD1		
DJ-1	8X25C16	9'-8"
DJ-7	8X35C14	20'-5 3/4"
DJ-8	8X35C14	20'-5 3/4"
DJ-9	8X25C16	4'-1 1/2"
DJ-10	8X25C16	4'-1 1/2"
DJ-11	8X35C12	20'-5 3/4"
DJ-12	8X35C12	20'-5 3/4"
DH-8	8X35C14	11'-11 1/2"
DH-9	8X25C16	3'-11 1/2"
DH-10	8X25Z16	6'-3 1/2"
E-4	E085343L	15'-5 1/2"
E-6	E085343L	17'-1 1/2"
E-7	E085343L	19'-5 1/2"
E-8	E085343L	19'-5 1/2"
E-9	E085343L	19'-1 1/2"
E-15	E085343L	1'-8 3/4"
G-6	8X25Z16	22'-1 1/2"
G-8	8X25Z16	24'-3 1/2"
G-12	8X25Z16	11'-11 1/2"
G-13	8X25C16	11'-11 1/2"
G-14	8X25C16	1'-8"
G-15	8X25Z16	3'-4 1/2"
G-18	8X25Z16	3'-8"
G-19	8X25C16	3'-8"
G-20	8X25Z16	7'-10"
G-21	8X25C16	5'-8"
G-22	8X25Z14	22'-1 1/2"
CB-3	1/4_CBL	28'-9 3/4"
22-114-BLD2		
EB-100	W8X10	2'-1 3/16"
EC-102	W8X18	18'-5 13/16"
MB-102	W8X10	10'-6 3/4"

ANGLE TABLE
FRAME LINE F

◇ID	MARK	LENGTH
1	L4x2	20'-0"

GREGORY S. BARFIELD, P.E.
2149 NELL PURVIS ROAD
ADEL, GA 31620
229-237-4259
PE# 54419

GREGORY S. BARFIELD LICENSE No 54419 STATE OF FLORIDA PROFESSIONAL ENGINEER

5-5-22

LARIAT METAL BUILDINGS
LARIAT STEEL DESIGN
78 AIRPORT LANE ~ ADEL GEORGIA 31620
PH: (229)896-2022
FAX: (229)896-2033
EMAIL: lariatsteeldesign@gmail.com

REVISION	DATE	BY
"A"		
"B"		
"C"		
"D"		
"E"		
"F"		
"G"		

DESIGN CRITERIA

BUILDING CODE:	FBC 20	
LIVE LOAD:	20.00	PSF
LIVE LOAD REDUCTION:	Yes	
COLLATERAL LOAD:	0.5	PSF
SNOW LOAD:	0	PSF
WIND LOAD: (3 SECOND GUST)	119	MPH
WIND IMPORTANCE FACTOR:	1.00	
WIND EXPOSURE:	C	
CATEGORY: (SEISMIC USE GROUP)	II-NORMAL	

JOB NAME: SAMMY KEEN		ID: 22-114
JOB LOCATION: LAKE CITY, FL		
DWN: BK	DATE: 3/21/22	SCALE: N.T.S.
DRAWING TITLE: WALL 4		DRAWING: 15 OF 19

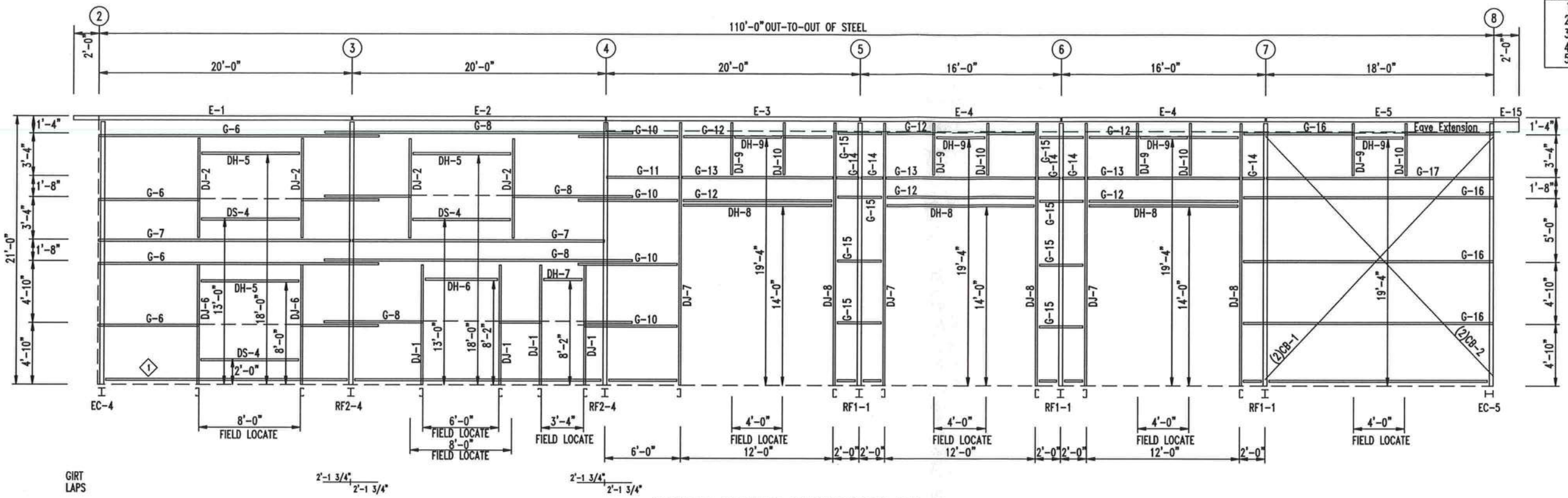

SIDEWALL FRAMING: FRAME LINE B BLD-1

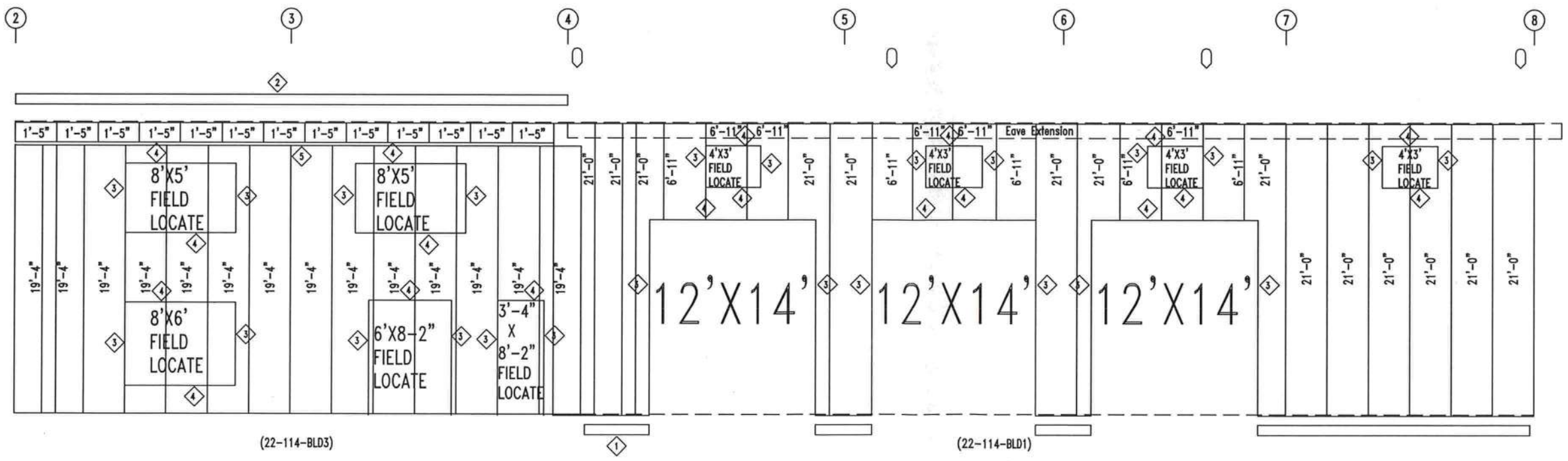

SIDEWALL SHEETING & TRIM: FRAME LINE B

PANELS: 26 Ga. PR - NEED SIG 200
(22-114-BLD3) PANELS: 26 Ga. PR - NEED SIG 200

TRIM TABLE
FRAME LINE B

◇ID	MARK	DETAIL
1	BT-1	BASE TRIM
2	FL-74	GUTTER
3	FL-22	JAMB TRIM
4	FL-24	HEAD TRIM
5	LF-101	L FLASHING

MEMBER TABLE
FRAME LINE B

MARK	PART	LENGTH
DJ-1	8X25C16	9'-8"
DJ-2	8X25C16	7'-6"
DJ-6	8X25C16	9'-5"
DJ-7	8X35C14	20'-5 3/4"
DJ-8	8X35C14	20'-5 3/4"
DJ-9	8X25C16	4'-1 1/2"
DJ-10	8X25C16	4'-1 1/2"
DH-5	8X25C16	7'-11 1/2"
DH-6	8X25C16	5'-11 1/2"
DH-7	8X25Z16	3'-3 1/2"
DH-8	8X35C14	11'-11 1/2"
DH-9	8X25C16	3'-11 1/2"
DS-4	8X25C16	7'-11 1/2"
E-1	E085343L	21'-11 1/2"
E-2	E085343L	19'-8 1/2"
E-3	E085343L	19'-5 1/2"
E-4	E085343L	15'-5 1/2"
E-5	E085343L	17'-1 1/2"
E-15	E085343L	1'-8 3/4"
G-6	8X25Z16	22'-1 1/2"
G-7	8X25C12	19'-11 1/2"
G-8	8X25Z16	24'-3 1/2"
G-10	8X25Z16	7'-10"
G-11	8X25C16	5'-8"
G-12	8X25Z16	11'-11 1/2"
G-13	8X25C16	11'-11 1/2"
G-14	8X25C16	1'-8"
G-15	8X25Z16	3'-4 1/2"
G-16	8X25Z16	19'-8"
G-17	8X25C16	17'-11 1/2"
CB-1	1/4_CBL	26'-4 3/4"
CB-2	1/4_CBL	26'-9 1/4"

ANGLE TABLE
FRAME LINE B

◇ID	MARK	LENGTH
1	L4x2	20'-0"

DOWNSPOUT LOCATIONS

GREGORY S. BARFIELD, P.E.
2149 NELL PURVIS ROAD
ADEL, GA 31620
229-237-4259
PE# 54419

GREGORY S. BARFIELD
LICENSE
No 54419
STATE OF FLORIDA
PROFESSIONAL ENGINEER

5-5-22

LARIAT STEEL DESIGN
78 AIRPORT LANE ~ ADEL GEORGIA 31620
PH: (229)896-2022
FAX: (229)896-2033
EMAIL: lariatsteeldesign@gmail.com

REVISION	DATE	BY
"A"		
"B"		
"C"		
"D"		
"E"		
"F"		
"G"		

DESIGN CRITERIA

BUILDING CODE:	FBC 20	
LIVE LOAD:	20.00	PSF
LIVE LOAD REDUCTION:	Yes	
COLLATERAL LOAD:	0.5	PSF
SNOW LOAD:	0	PSF
WIND LOAD: (3 SECOND GUST)	119	MPH
WIND IMPORTANCE FACTOR:	1.00	
WIND EXPOSURE:	C	
CATEGORY: (SEISMIC USE GROUP)	II-NORMAL	

JOB NAME: SAMMY KEEN	ID: 22-114
JOB LOCATION: LAKE CITY, FL	
DWN: BK	DATE: 3/21/22
SCALE: N.T.S.	
DRAWING TITLE: WALL 6	DRAWING: 16 of 19

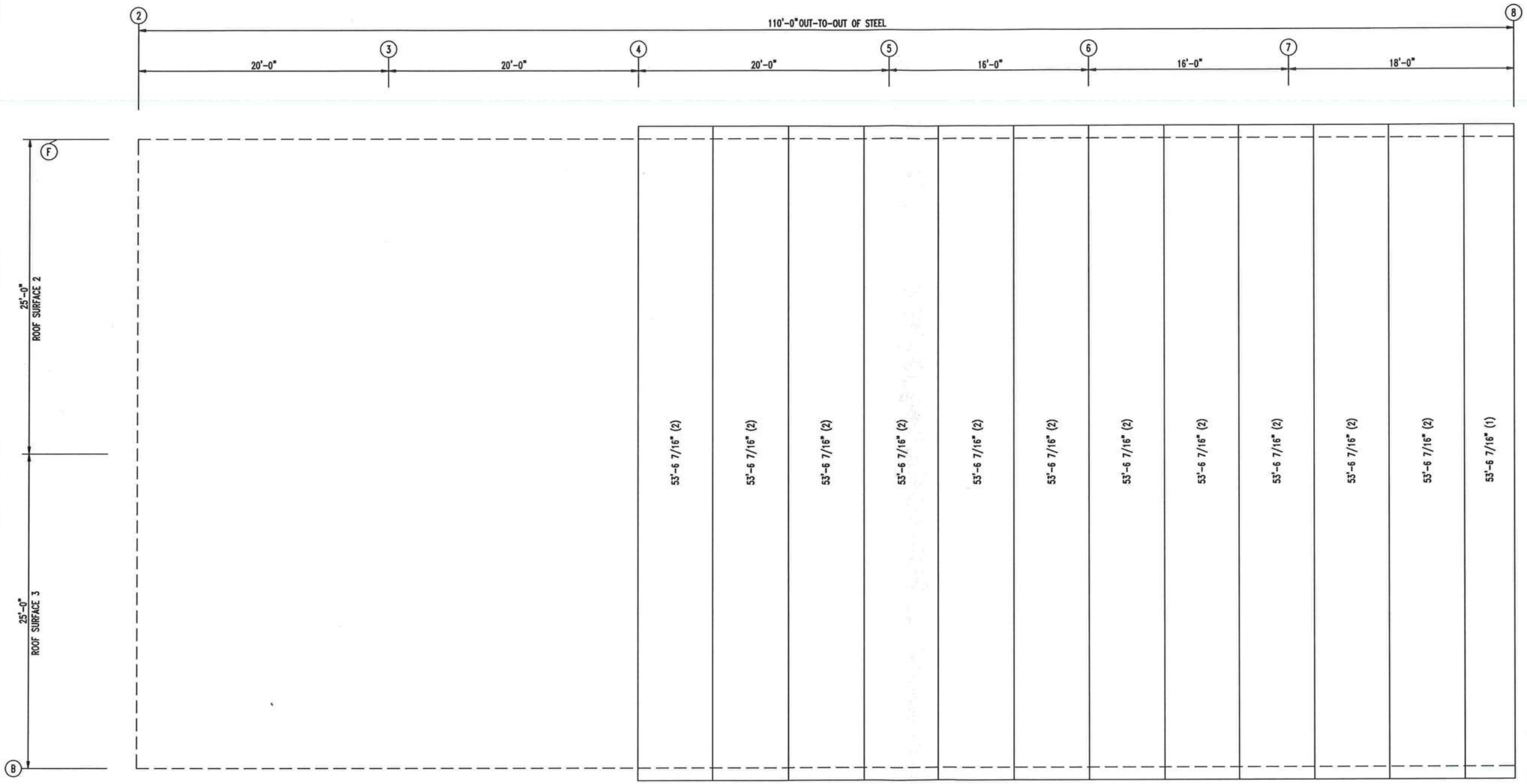

ROOF INSULATION BLD-1
INSULATION: 3.00" Thick VR

INSULATION TABLE ROOF PLAN				
ROLL	QUAN	MARK	WIDTH	LENGTH
1	1	RI-1	4'-0"	53'-6 7/16"
2	12	RI-2	6'-0"	53'-6 7/16"

GREGORY S. BARFIELD, P.E.
2149 NELL PURVIS ROAD
ADEL, GA 31620
229-237-4259
PE# 54419

GREGORY S. BARFIELD
LICENSE
No 54419
STATE OF FLORIDA
PROFESSIONAL ENGINEER

5-5-22

LARIAT METAL BUILDINGS

LARIAT STEEL DESIGN
78 AIRPORT LANE ~ ADEL GEORGIA 31620
PH: (229)896-2022
FAX: (229)896-2033
EMAIL: lariatsteeldesign@gmail.com

REVISION	DATE	BY
"A"		
"B"		
"C"		
"D"		
"E"		
"F"		
"G"		

DESIGN CRITERIA		
BUILDING CODE:	FBC 20	
LIVE LOAD:	20.00	PSF
LIVE LOAD REDUCTION:	Yes	
COLLATERAL LOAD:	0.5	PSF
SNOW LOAD:	0	PSF
WIND LOAD: (3 SECOND GUST)	119	MPH
WIND IMPORTANCE FACTOR:	1.00	
WIND EXPOSURE:	C	
CATEGORY: (SEISMIC USE GROUP)	II-NORMAL	

JOB NAME: SAMMY KEEN		ID: 22-114
JOB LOCATION: LAKE CITY, FL		
DWN: BK	DATE: 3/21/22	SCALE: N.T.S.
DRAWING TITLE: ROOF INSULATION-BLD-1		DRAWING: 17 OF 19

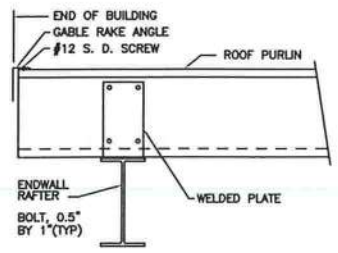

A7 SECTION THRU ENDWALL RAFTER

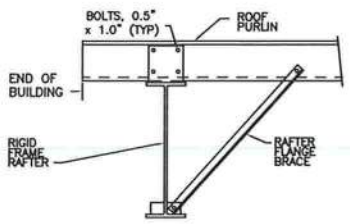

A10 ROOF PURLIN TO EXPANDABLE ENDWALL RIGID FRAME

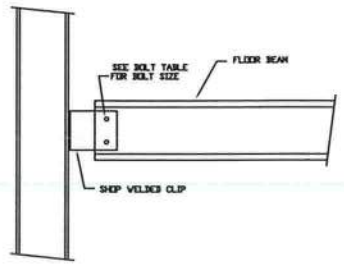

N52 FLOOR BEAM TO COLUMN FLANGE

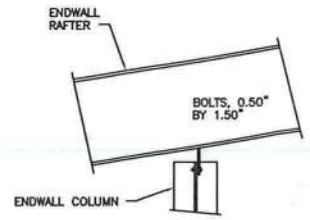

B6 ENDWALL RAFTER TO COLUMN

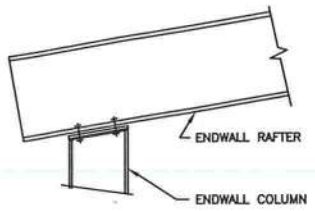

B16 CORNER COLUMN TO ENDWALL RAFTER

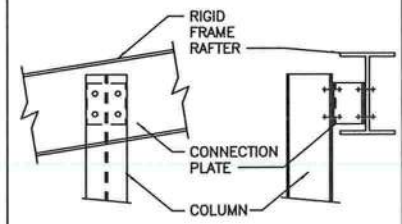

B36 R/W COLUMN TO RIGID FRAME RAFTER

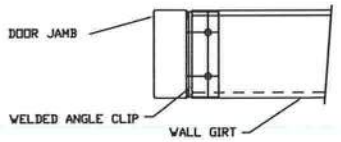

K3 WALL GIRT TO DOOR JAMB

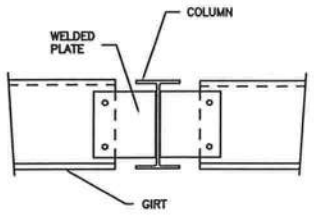

C6 GIRT TO COLUMN

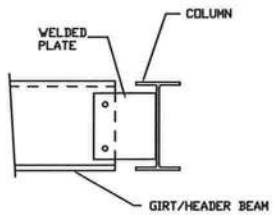

C15 GIRT/HEADER BEAM TO R/W COLUMN

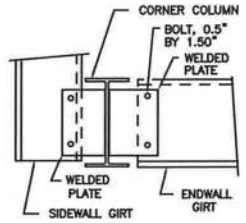

D6 CORNER COLUMN TO WALL GIRT

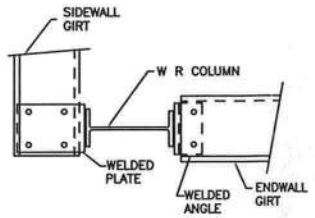

D17 CORNER COLUMN TO WALL GIRT

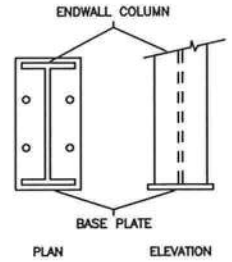

E3 BASE PLATE FOR ENDWALL COLUMN

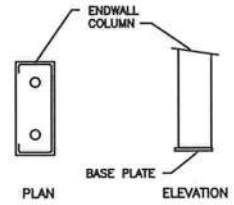

E5 BASE PLATE TO ENDWALL COLUMN OR DOOR JAMB

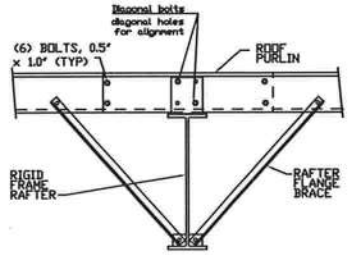

G2 ROOF PURLIN TO INTERIOR FRAME RAFTER

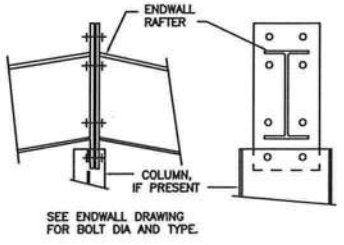

F12 RAFTER SPLICE AT SURFACE CHANGE

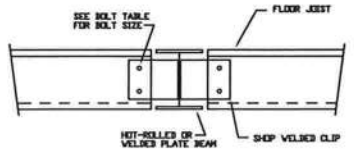

N35 FLOOR JOIST TO BEAM

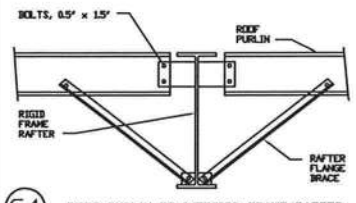

G4 ROOF PURLIN TO INTERIOR FRAME RAFTER

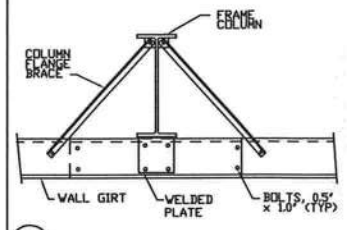

H2 WALL GIRT TO FRAME COLUMN

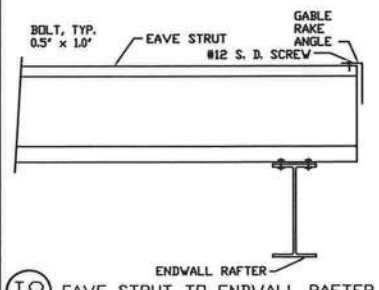

I8 EAVE STRUT TO ENDWALL RAFTER

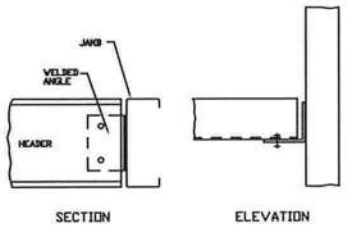

M5 HEADER TO C JAMB

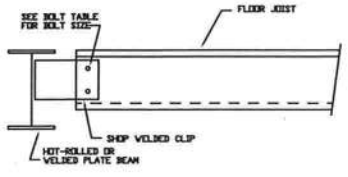

N32 FLOOR JOIST TO BEAM

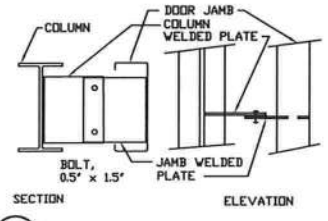

K7 WALL COLUMN TO DOOR JAMB

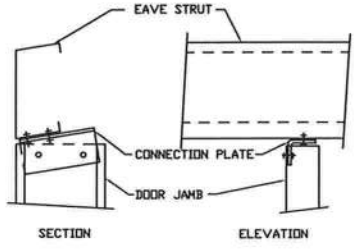

L3 DOOR JAMB TO EAVE STRUT

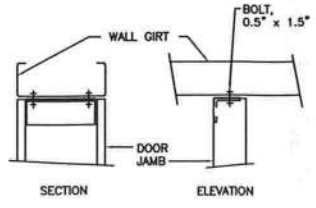

L8 DOOR JAMB TO WALL GIRT

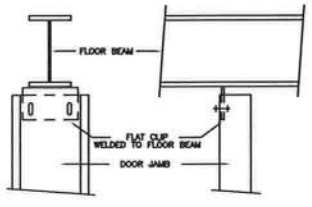

L71 DOOR JAMB TO FLOOR BEAM

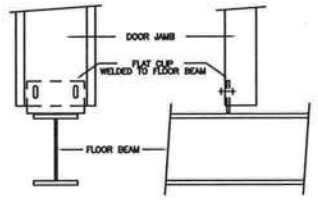

L75 DOOR JAMB TO FLOOR BEAM

GREGORY S. BARFIELD, P.E.
2149 NELL PURVIS ROAD
ADEL, GA 31620
229-237-4259
PE# 54419

GREGORY S. BARFIELD LICENSE No 54419 STATE OF FLORIDA PROFESSIONAL ENGINEER

5-5-22

LARIAT METAL BUILDINGS

LARIAT STEEL DESIGN
78 AIRPORT LANE ~ ADEL GEORGIA 31620
PH: (229)896-2022
FAX: (229)896-2033
EMAIL: lariatsteeldesign@gmail.com

REVISION	DATE	BY
"A"		
"B"		
"C"		
"D"		
"E"		
"F"		
"G"		

DESIGN CRITERIA

BUILDING CODE:	FBC 20	
LIVE LOAD:	20.00	PSF
LIVE LOAD REDUCTION:	YES	
COLLATERAL LOAD:	0.5	PSF
SNOW LOAD:	0	PSF
WIND LOAD: (3 SECOND GUST)	119	MPH
WIND IMPORTANCE FACTOR:	1.00	
WIND EXPOSURE:	C	
CATEGORY: (SEISMIC USE GROUP)	II-NORMAL	

JOB NAME: SAMMY KEEN		ID: 22-114
JOB LOCATION: LAKE CITY, FL		
DWN: BK	DATE: 3/21/22	SCALE: N.T.S.
DRAWING TITLE: DETAIL DRAWINGS 1		DRAWING: 18 OF 19

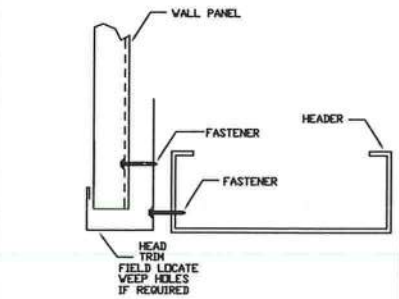

HEADER

TRIM_232

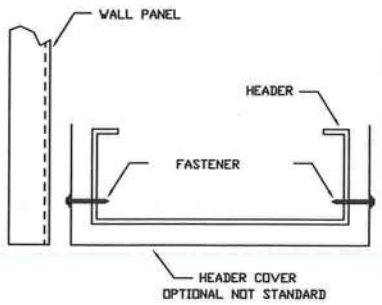

HEADER COVER

TRIM_235

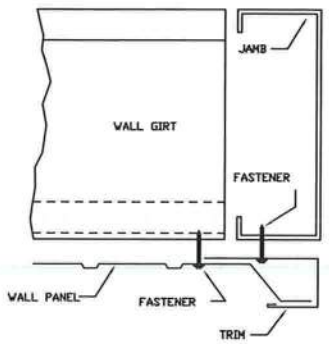

JAMB

TRIM_239

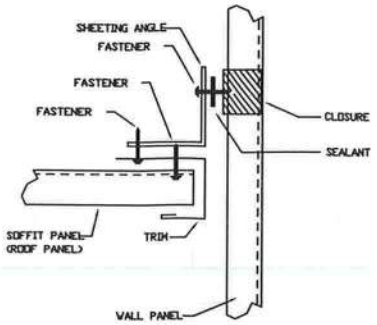

INSIDE SOFFIT

TRIM_267

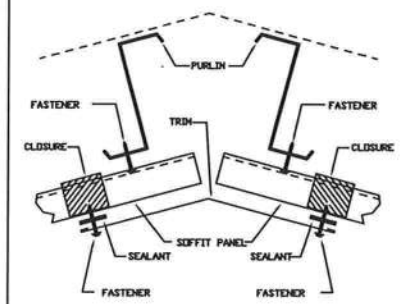

SOFFIT RIDGE

TRIM_271

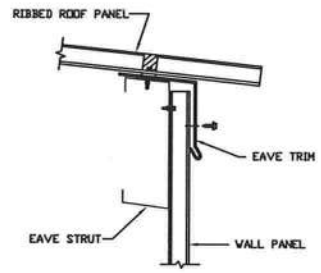

EAVE TRIM

TRIM_316

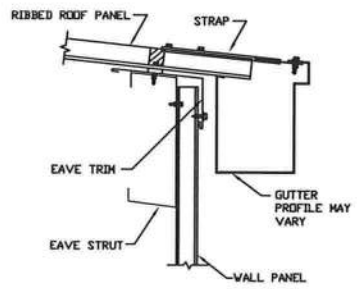

GUTTER

TRIM_317

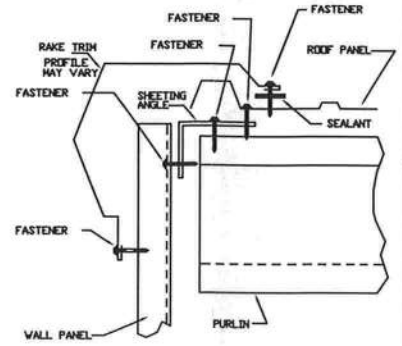

GABLE

TRIM_229

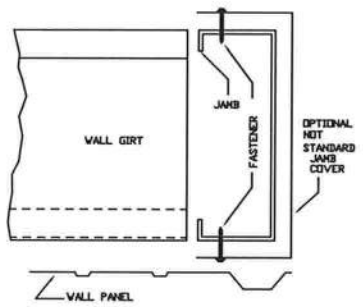

JAMB COVER

TRIM_242

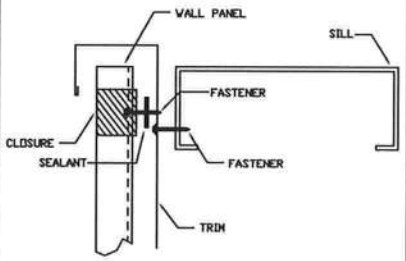

SILL

TRIM_261

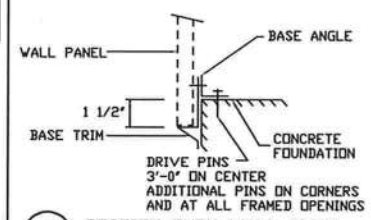

T1 SECTION THRU WALL PANEL AND CONCRETE FOUNDATION

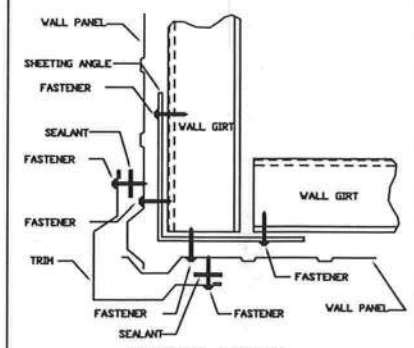

OUTSIDE CORNER

TRIM_198

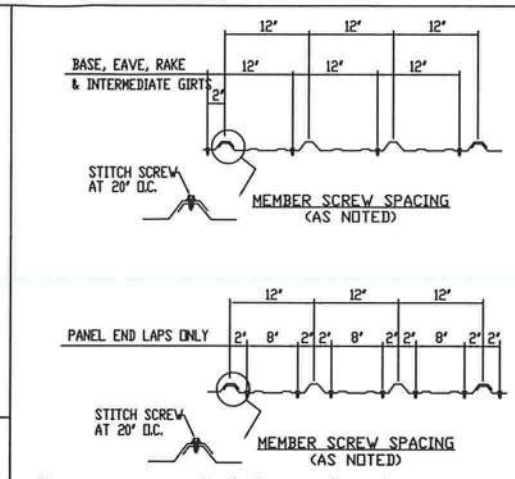

"Super Span-X", "R" AND "PBR" PANEL AT WALL FASTENER LOCATION

DRAWING NO.

SCREW_5

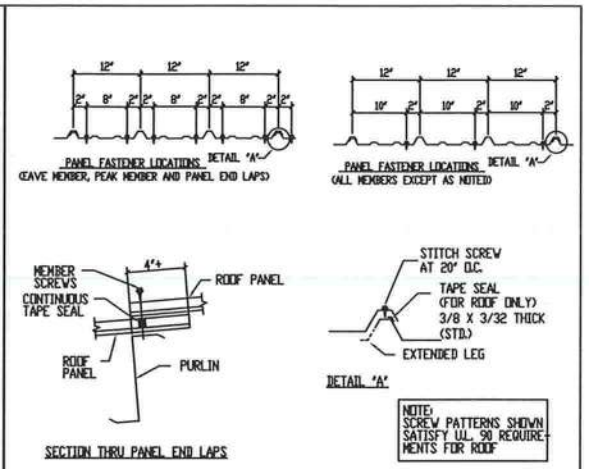

"Super Span-X" or "PBR" PANEL AT ROOF FASTENER LOCATION

DRAWING NO.

SCREW_4

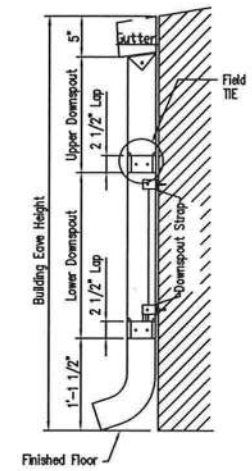

Always measure the required length starting at the swaged end. After cutting to length, insert the swaged end of the cut downspout into the top of the lower downspout. Secure with pop rivets.

3 1/2" x 5 3/8" Roll Form Downspout Elevation

DRAWING NO.

TRIM_175

1. A Downspout Strap is required at all Downspout Splices.

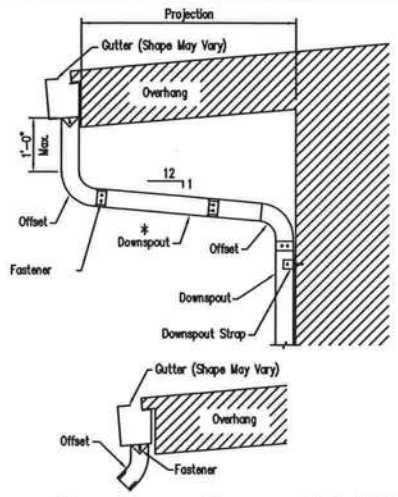

Eave Canopy Downspout Detail

DRAWING NO.

TRIM_180

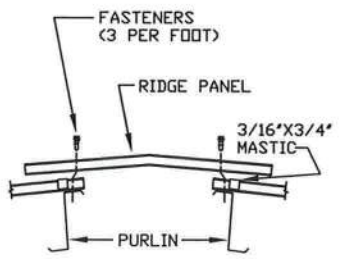

RIDGE PANEL

TRIM_320

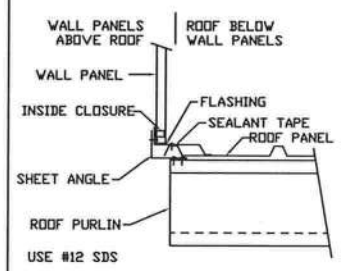

X1 SECTION THRU WALL PANELS ABOVE ROOF

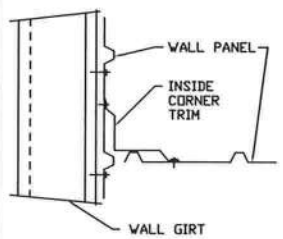

X2 SECTION THRU INSIDE CORNER OF WALL

GREGORY S. BARFIELD, P.E.
2149 NELL PURVIS ROAD
ADEL, GA 31620
229-237-4259
PE# 54419

GREGORY S. BARFIELD LICENSE No 54419 STATE OF FLORIDA PROFESSIONAL ENGINEER

5-5-22

LARIAT METAL BUILDINGS

LARIAT STEEL DESIGN
78 AIRPORT LANE ~ ADEL GEORGIA 31620
PH: (229)896-2022
FAX: (229)896-2033
EMAIL: lariatsteeldesign@gmail.com

REVISION	DATE	BY
"A"		
"B"		
"C"		
"D"		
"E"		
"F"		
"G"		

DESIGN CRITERIA		
BUILDING CODE:	FBC 20	
LIVE LOAD:	20.00	PSF
LIVE LOAD REDUCTION:	YES	
COLLATERAL LOAD:	0.5	PSF
SNOW LOAD:	0	PSF
WIND LOAD: (3 SECOND GUST)	119	MPH
WIND IMPORTANCE FACTOR:	1.00	
WIND EXPOSURE:	C	
CATEGORY: (SEISMIC USE GROUP)	II-NORMAL	

JOB NAME: SAMMY KEEN		ID: 22-114
JOB LOCATION: LAKE CITY, FL		
DWN: BK	DATE: 3/21/22	SCALE: N.T.S.
DRAWING TITLE: DETAIL DRAWINGS 2		DRAWING: 19 OF 19