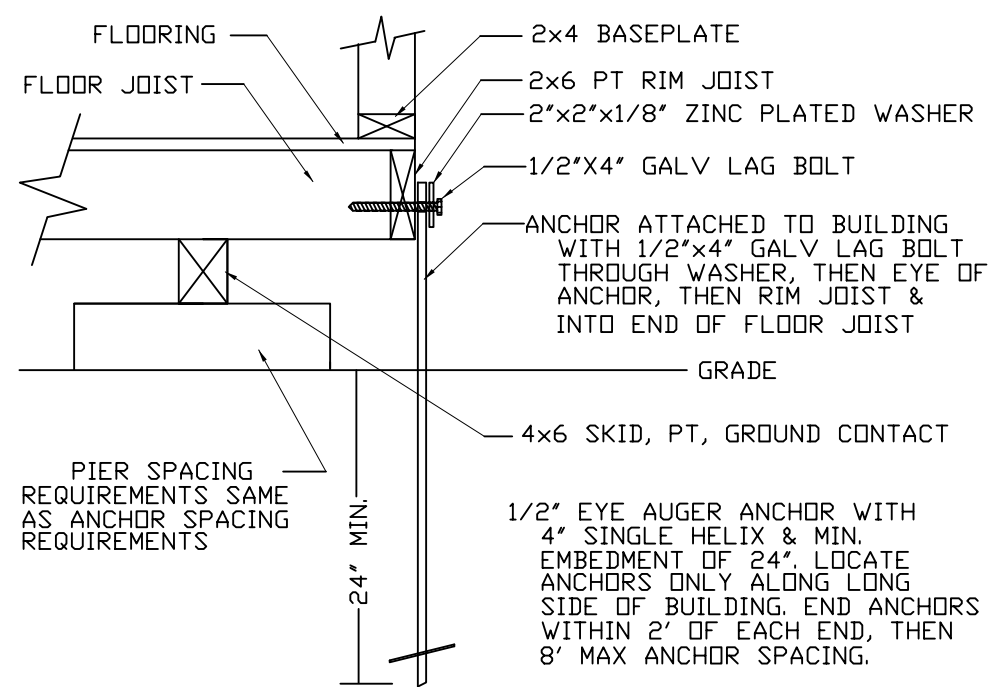
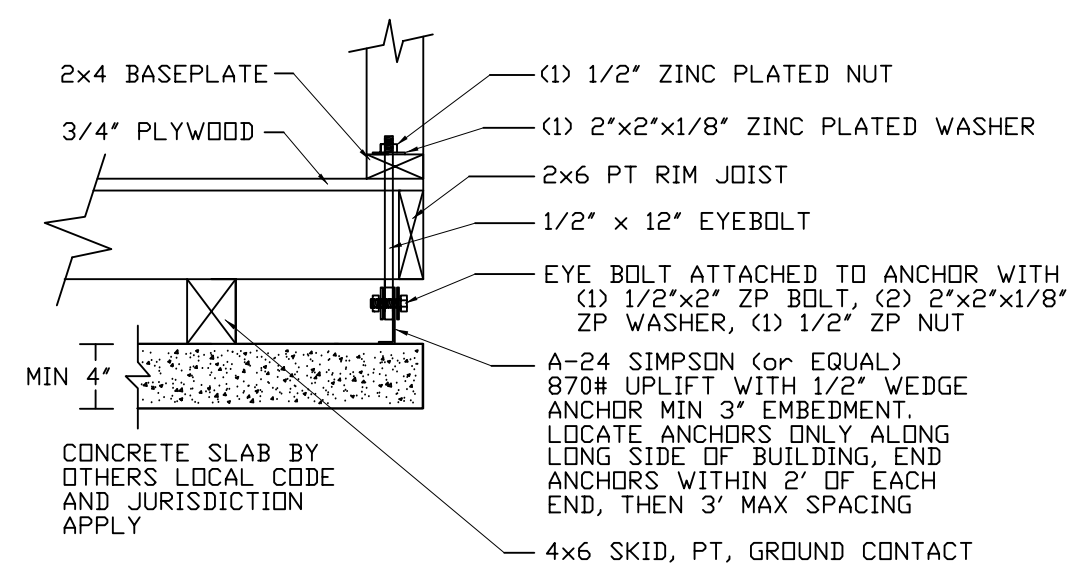


2020 FBC Eye Anchor Syst  
12-13-2020  
Robin Builders



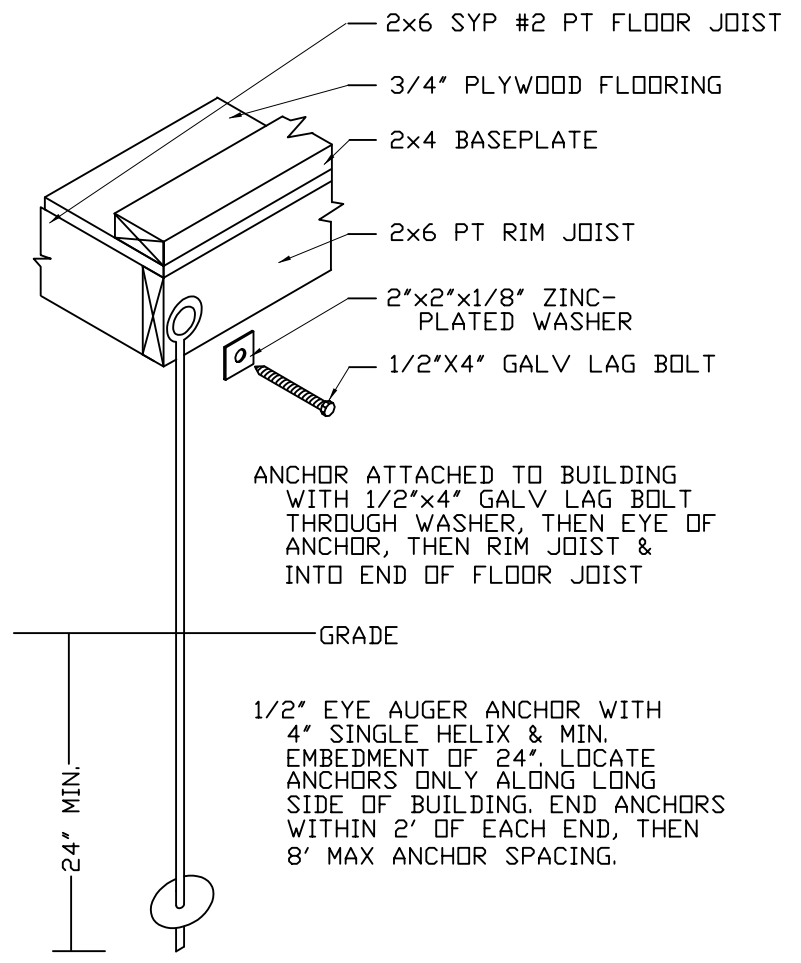
SHED WITH ATTACHED SKIDS  
END VIEW

SCALE: N.T.S.



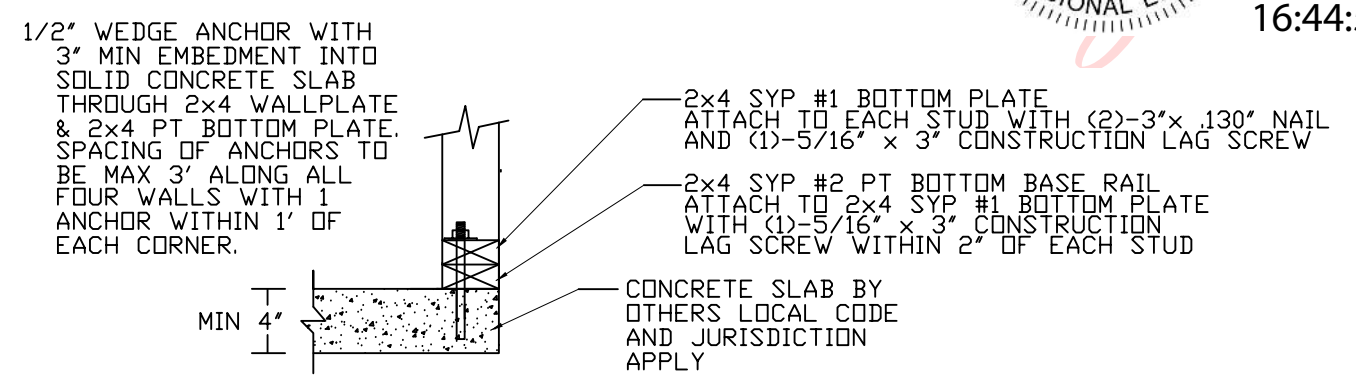
SHED WITH ATTACHED SKIDS  
ANCHORED TO CONCRETE  
END VIEW

SCALE: N.T.S.



ANCHOR ATTACHMENT DETAIL

SCALE: N.T.S.



SHED WITHOUT FLOOR  
ANCHORED TO CONCRETE  
END VIEW

SCALE: N.T.S.

## GENERAL NOTES

1. BUILDING ANCHORS INTO EARTH SHALL BE MOBILE HOME TYPE 1/2" SINGLE HELIX EYE ANCHORS BY HOME PRIDE OR EQUAL WITH MINIMUM EMBEDMENT OF 24" AND AVERAGE HOLDING POWER OF 4,000#
2. BUILDING ANCHORS INTO CONCRETE 1/2" WEDGE ANCHORS WITH MIN 3" EMBEDMENT
3. ANCHORING SYSTEM TO GROUND PER LOCAL BUILDING CODE. LOCATE ANCHORS PER SPACING REQUIREMENTS SHOWN WITHIN
4. ANCHORING SYSTEM TO CONCRETE SLAB PER LOCAL BUILDING CODE. LOCATE ANCHORS PER SPACING REQUIREMENTS SHOWN WITHIN
5. END PAD SPACING IS END OF BUILDING TO CENTER OF END PAD
6. PAD SPACING OTHER THAN END PADS IS CENTER TO CENTER
7. BASE OF EACH PAD TO BE 8"x16"x4" SOLID CONCRETE BLOCK (CEMENT AND SAND MIX)
8. HOLLOW OR SOLID CONCRETE BLOCKS MAY BE DRY-STACKED ON PADS FOR HIGH SETS UP TO 48" WITHOUT REINFORCING
9. ANCHOR SPACING IS BASED ON ASCE 7-22 RISK CATEGORY 1 BUILDING EXPOSURE C 160 M.P.H. (3 SEC GUST) 2023 FLORIDA BUILDING CODE 8th EDITION
10. MAXIMUM INTERIOR SIDEWALL HEIGHT OF BUILDING IS 8'6" INSIDE WALL HEIGHT
11. MAXIMUM WIDTH OF FLOOR IS 13'6" WIDE
12. MAXIMUM LENGTH OF FLOOR IS 50' LONG
13. PIER SPACING REQUIREMENTS SAME AS AUGER ANCHOR SPACING REQUIREMENTS



Digitally signed  
by Kenneth E  
Vogan  
Date:  
2024.03.22  
16:44:59 -04'00'

General Notes				
ROBIN BUILDINGS 3771 GA HIGHWAY 130 E LYONS, GA 30436 912-526-3266	FIRE RATING	EXT. WALL:	N/A	
	CONSTRUCTION TYPE	UTILITY	VB	
	OCCUPANCY:	1	PLAN NO:	FBC 2023 8th Ed
	ALLOW. # OF FLOORS:	160	ALLOW. FLOOR LOAD:	50/125
		WIND VELOCITY:	12/14/2023	
No.		Revision/Issue	Date	
Firm Name and Address ROBIN BUILDERS, INC. 3771 Ga Hiway 130 E LYONS, GA. 30436 (912) 526-3266				
Project Name and Address TIE DOWN DETAILS EYE ANCHOR SYSTEM				
Project TIE DOWN		Sheet 1 of 1		
Date 12/14/2023		Scale AS NOTED		

THIS ITEM HAS BEEN ELECTRONICALLY SIGNED AND SEALED BY KENNETH VOGAN USING A DIGITAL SIGNATURE. PRINTED COPIES OF THIS DOCUMENT ARE NOT CONSIDERED SIGNED AND SEALED AND THE SIGNATURE MUST BE VERIFIED ON ANY ELECTRONIC COPIES.