

Customer:

Kenneth Rhoden

Date

7/23/2020

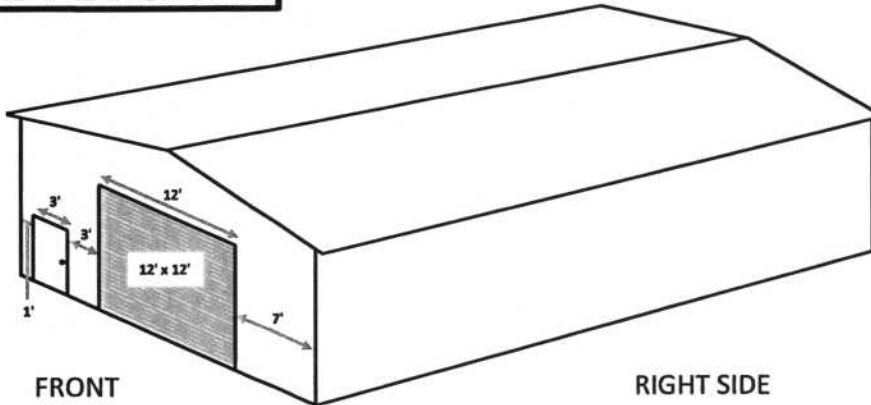
ADDENDUM 1

Confirmation of building specifications and other information



Building Design Specifications

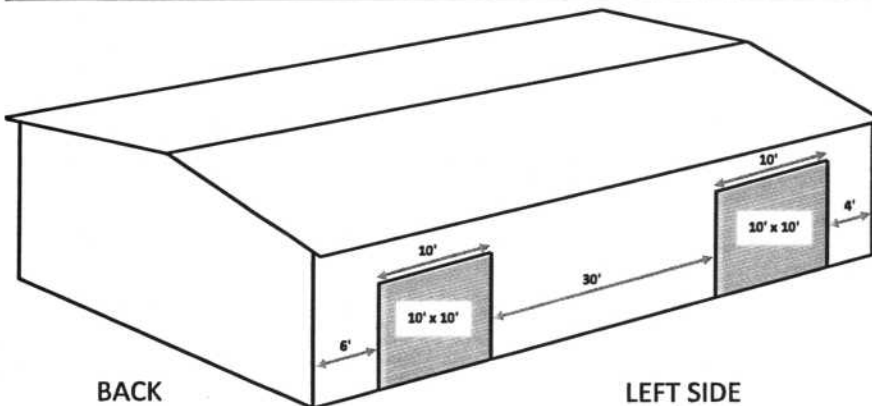
Door and Window Locations



FRONT

RIGHT SIDE

Note: Walk door and window locations are approximate and may change slightly when installed in the field. If a walk door or window installed on the eave side of the building does not fall between legs, a \$150 header fee will be charged. If a walk door (or similarly sized) frame-out does not fall between legs, an \$85 header fee will be charged. If a window (or similarly sized) frame-out does not fall between legs, a \$70 header fee will be charged.



BACK


LEFT SIDE

Buyer understands that the locations of roll up doors, or framed openings, installed on the eave side of the building as shown are approximate. The engineer may have to adjust these locations by no more than a few inches to avoid having to add additional bows/trusses at Buyer's expense.


Building Color Selections:

Walls	TBD
Roof	TBD
Trim	TBD

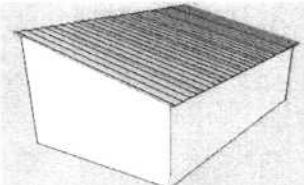
Roof Type



REGULAR

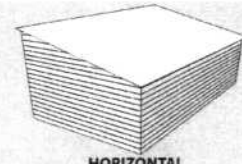


BOXED EAVE




VERTICAL

Side and End Sheeting Type



HORIZONTAL



VERTICAL

Note: Obtaining a drainage plan, site survey, site development plan, floor plan and termite treatment are Buyer's responsibility.

*Note: Generic Specific drawings take approximately 2 weeks to complete. Any revisions made to the building after one week of the date on this document that impacts the drawings (ie. any changes to building dimensions, any changes to door/window/frame out locations) WILL result in an additional charge for new plans and will add an additional 2 weeks to the timeline to complete them.

Signed

DocuSigned by:

Kenneth Rhoden

Date 7/24/2020

Eversafe Buildings

11175 Cicero Dr Ste 135 Alpharetta, GA 30022