

DATE 09/21/2004

Columbia County Building Permit

PERMIT

This Permit Expires One Year From the Date of Issue

000022326

APPLICANT DANNY HERRING PHONE 754-6737

ADDRESS 3882 W US HIGHWAY 90 LAKE CITY FL 32055

OWNER EMILY SWEAT (BROADHEAD) PHONE 860 739-2029

ADDRESS 300 SW DANA GLEN FT. WHITE FL 32038

CONTRACTOR WILLIAM ROYALS PHONE _____

LOCATION OF PROPERTY 47S, TL ON 138, TR ON RUM ISLAND TERR., TR ON DANA GLEN,
TO THE END ON RIGHT

TYPE DEVELOPMENT MH, UTILITY ESTIMATED COST OF CONSTRUCTION .00

HEATED FLOOR AREA _____ TOTAL AREA _____ HEIGHT .00 STORIES _____

FOUNDATION _____ WALLS _____ ROOF PITCH _____ FLOOR _____

LAND USE & ZONING A-3 MAX. HEIGHT _____

Minimum Set Back Requirments: STREET-FRONT 30.00 REAR 25.00 SIDE 25.00

NO. EX.D.U. 1 FLOOD ZONE X DEVELOPMENT PERMIT NO. _____

PARCEL ID 26-7S-16-04335-010 SUBDIVISION _____

LOT _____ BLOCK _____ PHASE _____ UNIT _____ TOTAL ACRES 5.00

IH0000127

Culvert Permit No. _____ Culvert Waiver _____ Contractor's License Number Danny Herring Applicant/Owner/Contractor

EXISTING 04-0919-E BK HD N

Driveway Connection _____ Septic Tank Number _____ LU & Zoning checked by _____ Approved for Issuance _____ New Resident _____

COMMENTS: ONE FOOT ABOVE THE ROAD

Check # or Cash 21362

FOR BUILDING & ZONING DEPARTMENT ONLY

(footer/Slab)

Temporary Power _____ Foundation _____ Monolithic _____
date/app. by _____ date/app. by _____ date/app. by _____

Under slab rough-in plumbing _____ Slab _____ Sheathing/Nailing _____
date/app. by _____ date/app. by _____ date/app. by _____

Framing _____ Rough-in plumbing above slab and below wood floor _____
date/app. by _____ date/app. by _____

Electrical rough-in _____ Heat & Air Duct _____ Peri. beam (Lintel) _____
date/app. by _____ date/app. by _____ date/app. by _____

Permanent power _____ C.O. Final _____ Culvert _____
date/app. by _____ date/app. by _____ date/app. by _____

M/H tie downs, blocking, electricity and plumbing _____ Pool _____
date/app. by _____ date/app. by _____

Reconnection _____ Pump pole _____ Utility Pole _____
date/app. by _____ date/app. by _____ date/app. by _____

M/H Pole _____ Travel Trailer _____ Re-roof _____
date/app. by _____ date/app. by _____ date/app. by _____

BUILDING PERMIT FEE \$.00 CERTIFICATION FEE \$.00 SURCHARGE FEE \$.00

MISC. FEES \$ 200.00 ZONING CERT. FEE \$ 50.00 FIRE FEE \$ 5.67 WASTE FEE \$ 12.25

FLOOD ZONE DEVELOPMENT FEE \$ _____ CULVERT FEE \$ _____ TOTAL FEE 267.92

INSPECTORS OFFICE Gale Tedder CLERKS OFFICE CH

NOTICE: IN ADDITION TO THE REQUIREMENTS OF THIS PERMIT, THERE MAY BE ADDITIONAL RESTRICTIONS APPLICABLE TO THIS PROPERTY THAT MAY BE FOUND IN THE PUBLIC RECORDS OF THIS COUNTY. AND THERE MAY BE ADDITIONAL PERMITS REQUIRED FROM OTHER GOVERNMENTAL ENTITIES SUCH AS WATER MANAGEMENT DISTRICTS, STATE AGENCIES, OR FEDERAL AGENCIES.

"WARNING TO OWNER: YOUR FAILURE TO RECORD A NOTICE OF COMMENCEMENT MAY RESULT IN YOUR PAYING TWICE FOR IMPROVEMENTS TO YOUR PROPERTY. IF YOU INTEND TO OBTAIN FINANCING, CONSULT WITH YOUR LENDER OR AN ATTORNEY BEFORE RECORDING YOUR NOTICE OF COMMENCEMENT."

This Permit Must Be Prominently Posted on Premises During Construction

PLEASE NOTIFY THE COLUMBIA COUNTY BUILDING DEPARTMENT AT LEAST 24 HOURS IN ADVANCE OF EACH INSPECTION, IN ORDER THAT IT MAY BE MADE WITHOUT DELAY OR INCONVIENCE, PHONE 758-1008. THIS PERMIT IS NOT VALID UNLESS THE WORK AUTHORIZED BY IT IS COMMENCED WITHIN 6 MONTHS AFTER ISSUANCE.

The Issuance of this Permit Does Not Waive Compliance by Permittee with Deed Restrictions.

Return to: (enclose self-addressed stamped envelope)

Name:

Address:

This Instrument Prepared by:

Name:

Address:

Property Appraisers Parcel Identification

Folio Number(s):

Grantee[s] S.S. # (s)

SPACE ABOVE THIS LINE FOR PROCESSING DATA

SPACE ABOVE THIS LINE FOR RECORDING DATA

This Warranty Deed, Made the 22 day of January, 2000, by
J. E. SWEAT JR.

hereinafter called the Grantor, to EMILY J. SWEAT JR.
whose post office address is Rt 1 Box 1819 Fort White Fla. 32038
hereinafter called the Grantee.

(Wherever used herein the terms "Grantor" and "Grantee" include all the parties to this instrument and the heirs, legal representatives, and assigns of individuals, and the successors and assigns of corporations, wherever the context so admits or requires.)

Witnesseth, That the Grantor, for and in consideration of the sum of \$ 2,000.00 and other valuable considerations, receipt whereof is hereby acknowledged, hereby grants, bargains, sells, aliens, remises, releases, conveys and confirms unto the Grantee all that certain land, situate in COLUMBIA County, State of FLORIDA, viz:

SEE ATTACHED EXHIBIT "A"

THIS IS NOT THE HOMESTEAD OF GRANTOR

Together, with all the tenements, hereditaments and appurtenances thereto belonging or in anywise appertaining. To Have and to Hold, the same in fee simple forever.

And the Grantor hereby covenants with said grantee that the grantor is lawfully seized of said land in fee simple; that the grantor has good right and lawful authority to sell and convey said land, and hereby warrants the title to said land and will defend the same against the lawful claims of all persons whomsoever; and that said land is free of all encumbrances, except taxes accruing subsequent to December 31, 19

In Witness Whereof, the said Grantor has signed and sealed these presents the day and year first above written.

Signed, sealed and delivered in the presence of:

Margaret Geraldine Collins
Witness Signature (as to first Grantor)

MARGARET GERALDINE COLLINS
Printed Name

Betty Ann Bunk
Witness Signature (as to first Grantor)

Betty Ann Bunk
Printed Name

Witness Signature (as to Co-Grantor, if any)

Printed Name

Witness Signature (as to Co-Grantor, if any)

Printed Name

STATE OF Florida

COUNTY OF NASSAU

J. E. SWEAT JR.

Grantor Signature

J. E. SWEAT JR.

Printed Name

3306 CRENS RD. Rt 32034
Post Office Address

Fort. Wh. Fla.

Co-Grantor Signature, (if any)

Printed Name

Post Office Address

I hereby Certify that on this day, before me, an officer duly authorized to administer oaths and take acknowledgments, personally appeared

known to me to be the person described in and who executed the foregoing instrument, who acknowledged before me that executed the same, and an oath was not taken. (Check one:) ☐ Said person(s) is/are personally known to me. ☒ Said person(s) provided the following type of identification: FDL



Witness my hand and official seal in the County and State last aforesaid

this 22nd day of January, A.D. 2000

Carol A. Freeman
Notary Signature

CAROL A FREEMAN
Printed Name

IN THE CIRCUIT COURT OF THE
IN AND FOR

JUDICIAL CIRC
COUNTY, FLORIDA

Emma Owens
Revenue Specialist

State of Florida
Department of Re
2659 U.S. Hwy
Lake City, Fl

IN RE: The Marriage of

CASE NO.:

J. E. SWEAT JR.,

DIVISION:

Husband,

and

EMILY JEAN SWEAT,

Wife.



Phone: (904) 719-2796
Customer Service:
1-800-622-5437

MARITAL SETTLEMENT AGREEMENT

THIS AGREEMENT made and entered into this 12 day of June, 1992, by and between J. E. SWEAT JR., hereinafter referred to as "Husband", and EMILY JEAN SWEAT, hereinafter referred to as "Wife".

W I T N E S S E T H:

WHEREAS, the parties were duly married to each other on the _____ day of _____, in _____, and separated on or about March 1989.

WHEREAS, one minor child is an issue of this marriage to wit: AMANDA MARIE SWEAT, born June 1, 1984 and no other children are contemplated. The parties acknowledge that a second child has been born. Both parties acknowledge J. E. SWEAT is not the father of the child and is in no way responsible for the child.

WHEREAS, it is the desire and intent of the parties hereto that the relationship of the parties with respect to their child and dissolution of marriage be fully fixed and determined by the terms and conditions of this Agreement.

NOW THEREFORE, in consideration of the premises and mutual promises and undertakings herein contained, and for other good and valuable consideration, it is mutually covenanted and agreed

PERMIT APPLICATION / MANUFACTURED HOME INSTALLATION APPLICATION

For Office Use Only		Zoning Official <u>BLK 08.09.04</u>		Building Official <u>HD 9-15-04</u>	
AP# <u>0409-02</u>	Date Received _____	By <u>JW</u>	Permit # <u>22326</u>		
Flood Zone <u>X</u>	Development Permit <u>N/A</u>	Zoning <u>A-3</u>	Land Use Plan Map Category <u>A-3</u>		
Comments _____					
<u>See #, Env. Health</u>					
<input checked="" type="checkbox"/> Site Plan with Setbacks shown	<input checked="" type="checkbox"/> Environmental Health Signed Site Plan	<input checked="" type="checkbox"/> Env. Health Release			
<input checked="" type="checkbox"/> Need a Culvert Permit	<input checked="" type="checkbox"/> Need a Walver Permit	<input checked="" type="checkbox"/> Well letter provided	<input checked="" type="checkbox"/> Existing Well		

- Property ID 26-75-116-04335-010 Must have a copy of the property deed
- New Mobile Home X Used Mobile Home _____ Year 2005
- Subdivision Information _____
- Applicant Emily (Broodhead) ^{SWEET} Phone # 386-454-8031
- Address 300 SW, Dana Coln. Ft. White 32038
- Name of Property Owner Emily Broodhead ^{SWEET} ^{Legal Name} Phone # 386-454-8031
- 911 Address 300 SW, Dana Coln. Ft. White 32038
- Name of Owner of Mobile Home Truxton Broodhead Phone # 860-739-2020
- Address 53 Oswegotchie Hills Nyantic Ct. 06351
- Relationship to Property Owner Father
- Current Number of Dwellings on Property 0
- Lot Size 5 Total Acreage 5
- Explain the current driveway Existing Driveway
- Driving Directions Hwy 47 to CR 138 @ approx 2 1/2 mi. (R) on Rum Island Terr. to Dana (R) to end on left (cream home Brown trim)
- Is this Mobile Home Replacing an Existing Mobile Home yes
- Name of Licensed Dealer/Installer William E Royals Phone # 386-754-6737
- Installers Address 3882 W US Hwy 90 Lake City, FL 32055
- License Number IH0000127 Installation Decal # 227108

NEED Decal # ↑

PERMIT WORKSHEET

PERMIT NUMBER

Installer William E Royals License # TH0000127

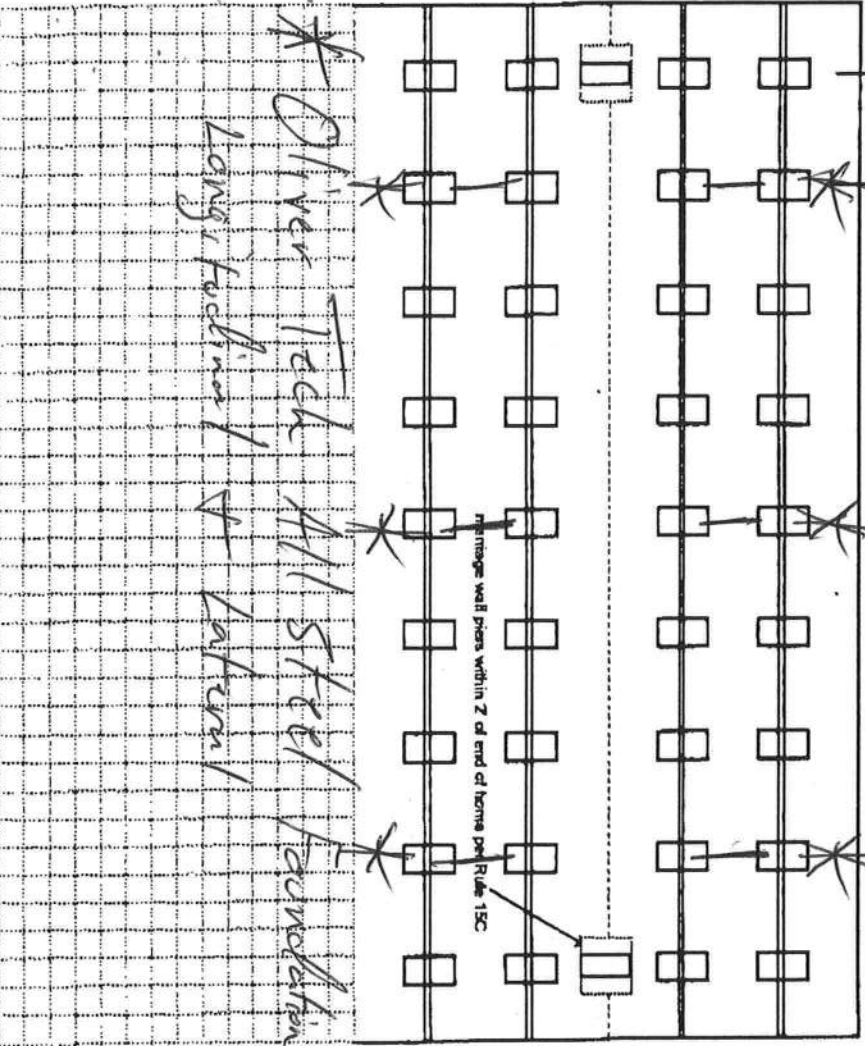

Address of home being installed _____

Manufacturer Horner Length x width 64 X 28

NOTE: If home is a single wide fill out one half of the blocking plan if home is a triple or quad wide sketch in remainder of home

I understand Lateral Arm Systems cannot be used on any home (new or used) where the sidewall ties exceed 5 ft 4 in.

Installer's initials WR



New Home ☒ Used Home ☐

Home installed to the Manufacturer's Installation Manual ☒

Home is installed in accordance with Rule 15-C ☐

Single wide ☐ Wind Zone II ☒ Wind Zone III ☐

Double wide ☒ Installation Decal # _____

Triple/Quad ☐ Serial # H181205

PIER SPACING TABLE FOR USED HOMES

Load bearing capacity (sq ft)	Footer size (256)	18 1/2" x 18 1/2" (342)	20" x 20" (400)	22" x 22" (484)	24" x 24" (576)	26" x 26" (676)
1000 psf	3'	4'	5'	6'	7'	8'
1500 psf	4' 6"	6'	7'	8'	8'	8'
2000 psf	6'	8'	8'	8'	8'	8'
2500 psf	7' 6"	8'	8'	8'	8'	8'
3000 psf	8'	8'	8'	8'	8'	8'
3500 psf	8'	8'	8'	8'	8'	8'

Interpolated from Rule 15C-1 pier spacing table.

PIER PAD SIZES

I-beam pier pad size

Perimeter pier pad size

Other pier pad sizes (required by the mfg.)

Draw the approximate locations of marriage wall openings 4 foot or greater. Use this symbol to show the piers.

List all marriage wall openings greater than 4 foot and their pier pad sizes below.

Opening 20' Pier pad size 16 X 32

TIEDOWN COMPONENTS

Longitudinal Stabilizing Device (LSD) Manufacturer Driver Tech

POPULAR PAD SIZES

Pad Size	Sq in
16 x 16	256
16 x 18	288
18 5 x 18 5	342
18 x 22.5	360
17 x 22	374
13 1/4 x 26 1/4	348
20 x 20	400
17 3/16 x 25 3/16	441
17 1/2 x 25 1/2	446
24 x 24	576
26 x 26	676

ANCHORS

FRAME TIES

OTHER TIES

Sidewall Longitudinal Marriage wall Shearwall

PERMIT NUMBER

POCKET PENETROMETER TEST

The pocket penetrometer tests are rounded down to 1000 psi or check here to declare 1000 lb. soil without testing.

X 1000 X 1000 X 1000

POCKET PENETROMETER TESTING METHOD

1. Test the perimeter of the home at 6 locations.
2. Take the reading at the depth of the footer.
3. Using 500 lb. increments, take the lowest reading and round down to that increment.

X 1000 X 1000 X 1000

TORQUE PROBE TEST

The results of the torque probe test is inch pounds or check here if you are declaring 5 anchors without testing A test showing 275 inch pounds or less will require 4 foot anchors.

Note: A state approved lateral arm system is being used and 4 ft. anchors are allowed at the sidewall locations. I understand 5 ft anchors are required at all centerline the points where the torque test reading is 275 or less and where the mobile home manufacturer may requires anchors with 4000 lb holding capacity.

Installer's initials

ALL TESTS MUST BE PERFORMED BY A LICENSED INSTALLER

Installer Name

William E Roper

Date Tested

Electrical

Connect electrical conductors between multi-wide units, but not to the main power source. This includes the bonding wire between multi-wide units. Pg. 39

Plumbing

Connect all sewer drains to an existing sewer lap or septic tank. Pg. 40

Connect all potable water supply piping to an existing water meter, water lap, or other independent water supply systems. Pg. 46

Site Preparation

Debris and organic material removed ✓ Swale ✓ Pad ✓ Other ✓

Fastening multi wide units

Floor: Type Fastener: 6x5 Length: 6" Spacing: 16" x 34" OC
Walls: Type Fastener: 6x5 Length: 6" Spacing: 12" x 24" OC
Roof: Type Fastener: 6x5 Length: 6" Spacing: 16" x 34" OC
For used homes a min. 30 gauge, 8" wide, galvanized metal strip will be centered over the peak of the roof and fastened with galy. roofing nails at 2" on center on both sides of the centerline.

Gasket (weatherproofing requirement)

I understand a properly installed gasket is a requirement of all new and used homes and that condensation, mold, mildew and buckled marriage walls are a result of a poorly installed or no gasket being installed. I understand a strip of tape will not serve as a gasket.

Installer's initials

Installed:

Type gasket Low Pad
Pg. 38
Between Floors Yes ✓
Between Walls Yes ✓
Bottom of ridgebeam Yes ✓

Weatherproofing

The bottomboard will be repaired and/or lapped. Yes ✓ Pg. 12
Siding on units is installed to manufacturer's specifications. Yes ✓
Fireplace chimney installed so as not to allow intrusion of rain water. Yes ✓

Miscellaneous

Skirting to be installed. Yes ✓ No ✓
Dryer vent installed outside of skirting. Yes ✓ N/A ✓
Range downflow vent installed outside of skirting. Yes ✓ N/A ✓
Drain lines supported at 4 foot intervals. Yes ✓
Electrical crossovers protected. Yes ✓
Other: ✓

Installer verifies all information given with this permit worksheet is accurate and true based on the

manufacturer's installation instructions and or Rule 15C-1 & 2

Installer Signature


William E Roper

Date

There is a difference at

ROYALS MOBILE HOMES

SALES & SERVICE



Customer: Bredhead
1000 P.S.I. Piers 5'0" on Center 17x22 ABS Footers
4" Anchors 5'4" on Center
Olivier Tec ALL Steel Foundation
Model 1100

William C. Poyls

Letter of Agent Authorization

This is to certify that I, William E. Royals SR., personally authorize Emily Brodhead to apply for and obtain permits pertaining to the placement of mobile home on

_____ property in which the
property ID # is _____.

Authorized signature: William E. Royals SR.

Company Name: Royals Homes

License Number: IT0000127

Date: 8-31-04

State of Florida

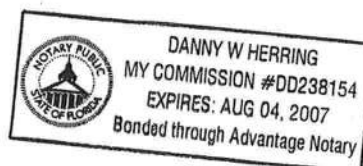
County of Columbia

Sworn to and subscribed before me this 25th day of August 2004.

by Danny W. Herring.

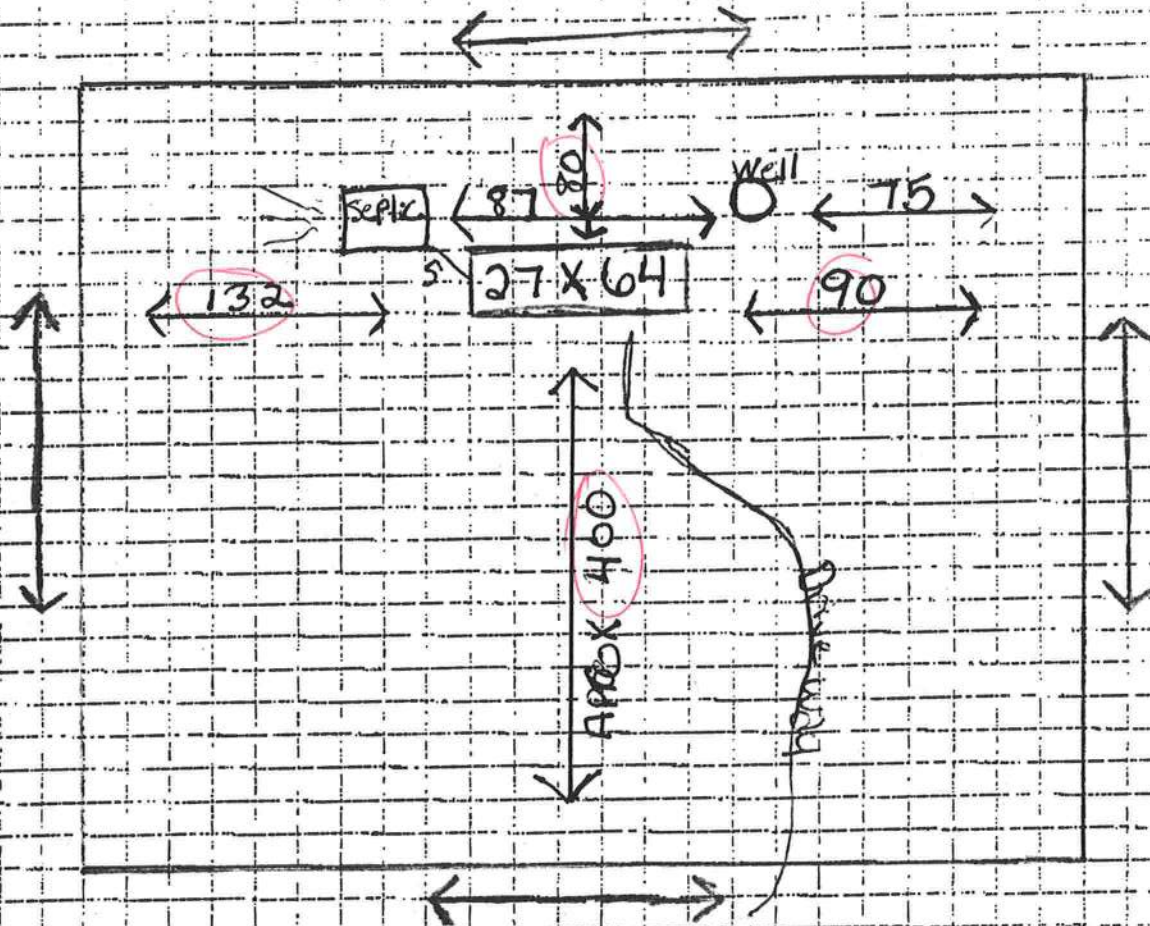
☒ Personally known to me or
☐ produced identification (type) _____

Danny W. Herring
Notary of the Public



PLOT PLAN

"MUST BE IN COMPLIANCE WITH HUD HANDBOOK 4145.1, REV 2-4"



BORROWER NAME:

CO-BORROWER NAME:

Ernie A. Bealhead-Swart

ENTER
PROPERTY ADDRESS OR
LEGAL DESCRIPTION

LEGEND:

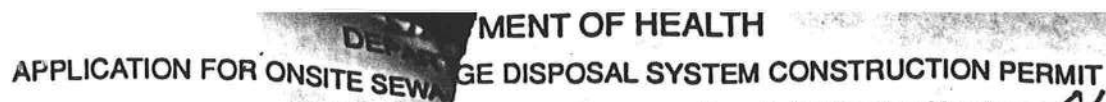
MH	- Location of Manufactured Home
W	- Location of Well System
DF	- Location of Drain Field
S	- Location of Septic System
CW	- Location of City Water System
CS	- Location of City Sewer System

Minimum Well Distance Requirements:

Well to Foundation - 25 feet	List Actual Distance
Well to Septic - 100 feet	List Actual Distance
Well to Drainfield - 100 feet	List Actual Distance
Well to Lot Line - 10 feet	List Actual Distance

DEALER SIGNATURE _____

DATE _____



PART II - SITE PLAN -

[illegible]

Notes: See Attached

Site Plan submitted by:

Signature

Title

Plan Approved _____

Not Approved _____

Date 12/10/2018

By _____ County Health Department

DH 4015, 10/98 (Replaces HRS-H Form 4015 which may be used)
 (Stock Number: 5744-002-4015-6)

0409-02

138

ZONE X

26

ZONE X

ZONE X

ZONE X

35

ZONE X

ZONE AE

36

ZONE AE

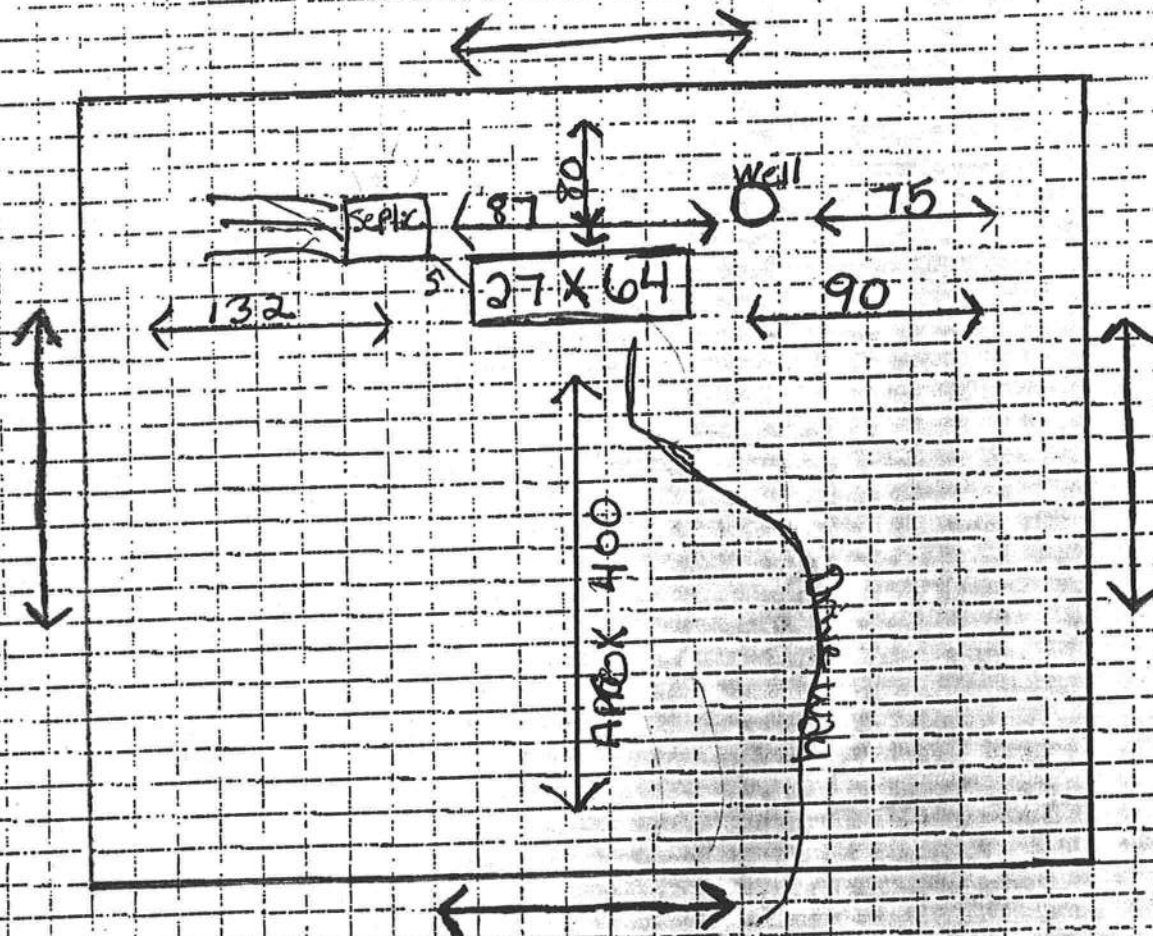
FE RIVER



PLOT PLAN

04-0919-E

MUST BE IN COMPLIANCE WITH HUD HANDBOOK 4145.1, REV 2-4



BORROWER NAME:

CO-BORROWER NAME:

ENTER
PROPERTY ADDRESS OR
LEGAL DESCRIPTION

Emil A. Bearhead Sr.

LEGEND:

MH	- Location of Manufactured Home
W	- Location of Well System
DF	- Location of Drain Field
S	- Location of Septic System
CW	- Location of City Water System
CS	- Location of City Sewer System

Minimum Well Distance Requirements:

Well to Foundation - 25 feet

Well to Septic - 100 feet

Well to Drainfield - 100 feet

Well to Lot Line - 10 feet

List Actual Distance

List Actual Distance

List Actual Distance

List Actual Distance

APPROVED

DEALER SIGNATURE

Salli Graddy

DATE

9.3.04

**COLUMBIA COUNTY
OFFICE**

M/H OCCUPANCY

COLUMBIA COUNTY, FLORIDA

Department of Building and Zoning Inspection

This Certificate of Occupancy is issued to the below named permit holder for the building and premises at the below named location, and certifies that the work has been completed in accordance with the Columbia County Building Code.

Parcel Number 26-7S-16-04335-010

Building permit No. 000022326

Permit Holder WILLIAM ROYALS

Owner of Building EMILY SWEAT (BROADHEAD)

Location: 300 SW DANA GLEN, FT WHITE, FL 32038



Date: 10/28/2004

Richard Kern
Building Inspector

POST IN A CONSPICUOUS PLACE
(Business Places Only)