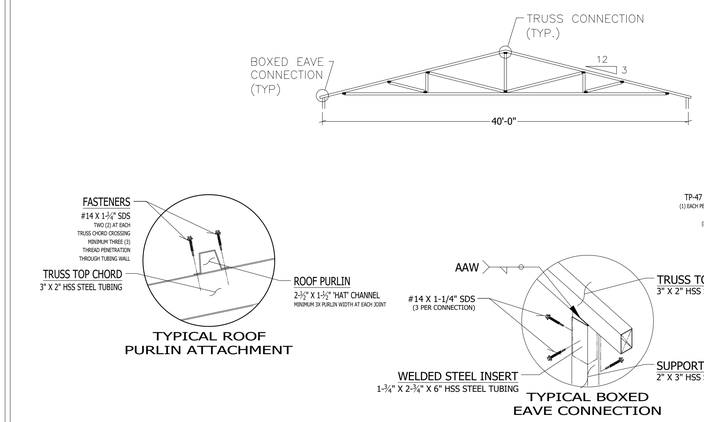

TYPICAL ROOF PURLIN ATTACHMENT

TYPICAL BOXED EAVE CONNECTION

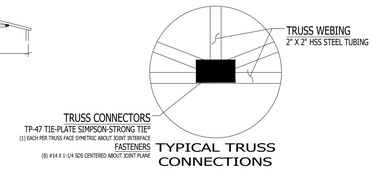

TYPICAL TRUSS CONNECTIONS

TRUSS CONFIGURATIONS

PROPORTIONAL SCALE

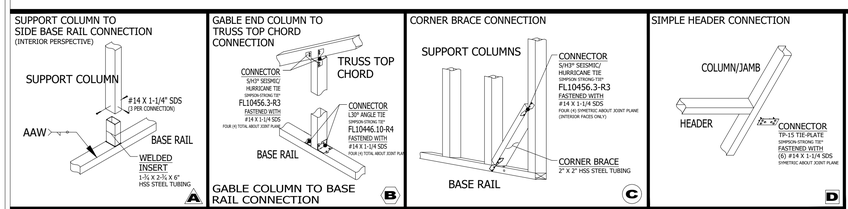

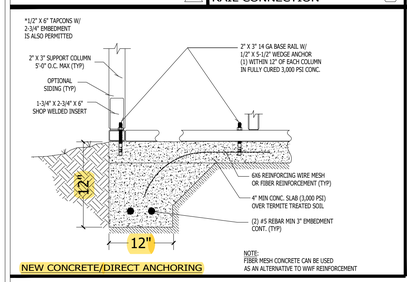

NEW CONCRETE/DIRECT ANCHORING

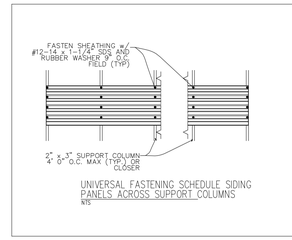

UNIVERSAL FASTENING SCHEDULE SIDING PANELS ACROSS SUPPORT COLUMNS

NTS

UNIVERSAL FASTENING SCHEDULE VERTICAL ROOFING PANELS ACROSS PURLINS

NTS

SIDELAP FASTENERS	FIELD PANEL FASTENERS
#12-14 x 7/8" SDS AND RUBBER WASHER 3/8" O.D. AT CENTER OF EACH PANEL SIDELAP	#12-14 X 1-1/4" SDS AND RUBBER WASHER 3/8" O.D. FIELD HROUGH TOP CHORDS

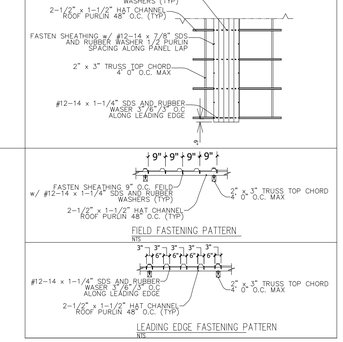

COMPONENTS AND CLADDING (exp=B, gcpi=+/-0.18 (Enclosed)						
VELOCITY ULTIMATE	PRESSURE (PSF)					
	ROOF		ZONE			
				WALLS		
	1	2	3	4/5 AVG NORMAL	4/5 AVG PARALLEL	
160 MPH	-22.9	-32.3	-51.0	+23.1	-27.2	+22.8	-26.9

BUILDING DIMENSIONS

40' X 30' X 12'

LOCATION (JENKINS)

5310 SE COUNTRY CLUB RD.
LAKE CITY, FL 32025

GENERAL NOTES

1. ALL CONCRETE WORK SHALL BE 3,000 P.S.I. AT 28 DAYS.
2. ALLOWABLE SOIL BEARING SHALL BE ASSUMED AT 2,000 P.S.F.
3. ALL CONSTRUCTION SHALL BE PROVIDED IN ACCORDANCE WITH THE 2017 6TH EDITION FLA. BLDG. CODE AND ASCE 7-10

THESE PLANS INCLUDE DESIGN FOR ALL WIND

4. ALL SIDING AND ROOFING TO MINIMUM OF 26 GAUGE. ATTACHED TO THE COLUMNS AS SHOWN AND CONSIDERED TO BE A MIN. OF 3 SPAN.
5. FOR ZONE LOCATIONS SEE FBC FIGURE 1609(c). THE

COMPONENTS AND CLADDING LOADING CHARTS THIS SHEET.

6. DESIGN LOADINGS:
   DEAD LOAD = 4 PSF
   ROOF LIVE LOAD = 20 PSF
7. DOOR AND WINDOW DATA: PER TABLE
8. ALL WINDOWS AND GARAGE DOORS MUST USE #12-14X1-1/4" LONG SCREWS AND MUST INSTALL IN THE WOOD SCREWS WHEN CONNECTING THE UNITS TO METAL FRAME. FOLLOW THE MANUFACTURERS SPECIFICATIONS FOR LOCATING CONNECTORS.
9. TYPE OF CONSTRUCTION TYPE II-B
   BUILDING CATEGORY II
10. CORNER BRACE IS REQUIRED ONLY REQUIRED WITH WIND SPEEDS GREATER THAN OR EQUAL TO 160 MPH OR AS CALLED OUT ON PLANS.

DESCRIPTION	FIELD		LEADING EDGE
	ZONE 1	ZONE 2	ZONE 3
MAXIMUM UPLIFT DESIGN PRESSURE	34.3	37.7	52.8
FASTENER PATTERN	9"-9"-9"-9"		6"-3"-6"-3"-6"
SUPPORT SPACING	48" O.C.		48" O.C.

DESIGN PRESSURE BASED ON A SAFTEY FACTOR OF 2

NOTES:

1. ALL HAT CHANNEL SHALL BE A MIN. OF 18 GA.
2. ALL STRUCTURAL TUBING SHALL BE A MIN. OF 14 GA.
3. ALL UNIVERSAL STEEL SHALL BE A MIN. OF 26 GA STRUCTURAL STEEL PANELS AND HAVE A YELD STRENGTH OF 80 KSI OR ANOTHER FBC APPROVED PANEL.

WIND SPEED VS. LEG SPACING AND CLADDING TABLE		
DESIGN VELOCITY ULTIMATE	4' ON CENTER	5' ON CENTER
160 MPH	26 GA.	--

FLORIDA PRODUCT APPROVAL CHART		
PRODUCT APPROVAL NUMBER	MANUFACTURER	DESCRIPTION
FL7648.1-R4	AJ	PERSONNEL DOOR
FL14425.1-R4	JANUS	ROLL-UP DOOR
FL239.1-R26	PGT	WINDOW
FL9555.2-R4	UNION	26 GA MASTER RIB PANEL

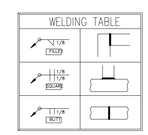

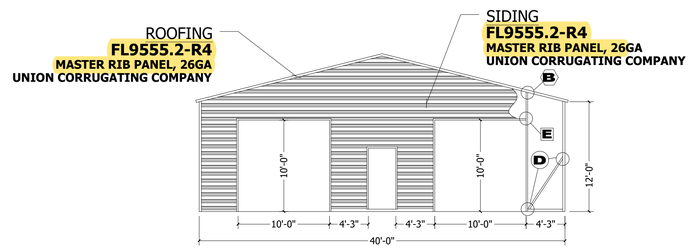

FRONT GABLE COMPOSITE

NOT TO SCALE

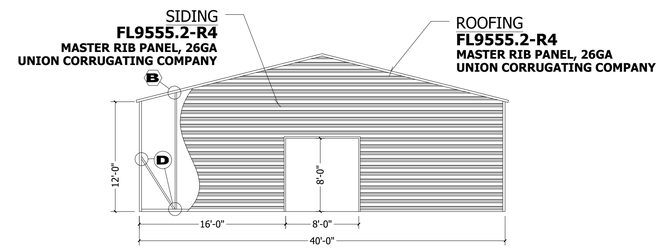

REAR GABLE COMPOSITE

NOT TO SCALE

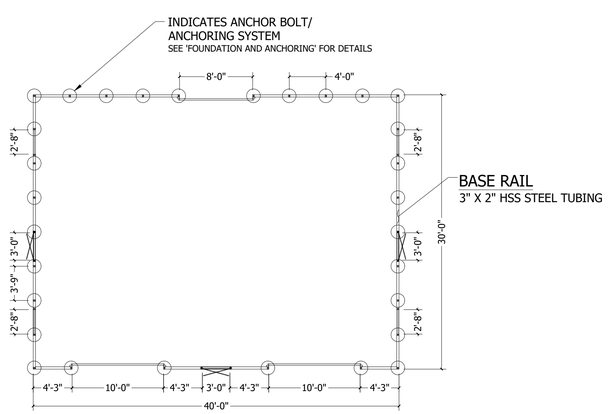

FOUNDATION, ANCHORING AND FLOORING PLAN

NOT TO SCALE

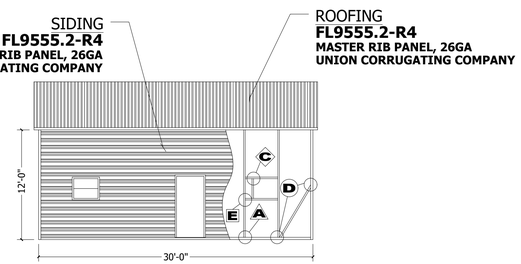

LEFT SIDE COMPOSITE

NOT TO SCALE

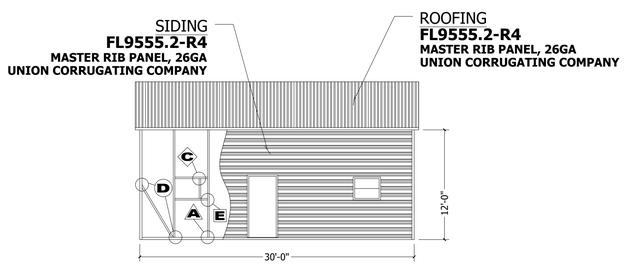

RIGHT SIDE COMPOSITE

NOT TO SCALE

Columbia County Building Department
Plans Reviewed for Code Compliance
State of Florida

MICHAEL J. WOJTUNIAK LICENSE No 60934 8/27/2020 STATE OF FLORIDA PROFESSIONAL ENGINEER

MICHAEL WOJTUNIAK, P.E.
P.E. NO. 60934
EMAIL: mwojtuniak@epieng.net

IF THIS ITEM HAS BEEN DIGITALLY SIGNED AND SEALED BY MICHAEL J. WOJTUNIAK, P.E.

PRINTED COPIES OF THIS DOCUMENT ARE NOT CONSIDERED SIGNED AND SEALED AND THE SIGNATURE MUST BE VERIFIED ON ANY ELECTRONIC COPIES. UNLESS THE RAISED SEAL HAS BEEN UTILIZED.

DESIGN STATEMENT:

THESE PLANS WERE DESIGNED FOLLOWING THE 2017 6TH EDITION FLORIDA BUILDING CODE AND ASCE 7-10.INCLUDING CHAPTER 16 ON STRUCTURAL DESIGN. AN ULTIMATE WIND SPEED OF 160 MPH (3 SECOND GUST) IN WIND EXPOSURE CATEGORY "B". THIS STRUCTURE HAS BEEN DESIGNED AS RISK CATEGORY II. THE COMPONENTS AND CLADDING WERE DESIGNED BASED ON A WIND PRESSURE. THIS STRUCTURE HAS BEEN DESIGNED AS EITHER AN OPEN/ENCLOSED OR PARTIALLY ENCLOSED STRUCTURE AS PER NOTED.

ENGINEERING • PLANNING • PERMITTING

REVISIONS:

DATE	BY	DESCRIPTION

EPI
ENGINEERED PERMITS, INC.
311 SOUTH WOODLAND BLVD
SUITE A
DELAND, FL 32720
PHONE: 386-734-0830
FAX: 386-734-8226
CERT NO. 26298
EMAIL: epi@epieng.net

PROJECT: CENTRAL FLORIDA STEEL BUILDINGS (160 MPH)

SHEET TITLE: CONVENTIONAL ROOF ENCLOSED

SHEET NO. A-1

DATE:8-21-20

***THIS ITEM HAS BEEN ELECTRONICALLY SIGNED AND SEALED BY MICHAEL J. WOJTUNIAK, P.E. ON THE DATE ADJACENT TO THE SEAL. PRINTED COPIES OF THIS DOCUMENT ARE NOT CONSIDERED SIGNED AND SEALED AND THE SHA AUTHENTICATION CODE MUST BE VERIFIED ON ANY ELECTRONIC COPIES. UNLESS THE RAISED SEAL HAS BEEN UTILIZED. ***