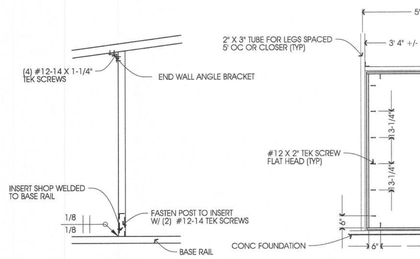

TYP. FRAMING DETAIL END WALL

NTS
NOTE: ALL BRACKETS ARE 14 GAUGE
FASTEN TO FRAME W/HEX HEAD SCREWS
#12-14 SELF TAPPING TEK SCREWS
TENSILE STRENGTH = 3,850 LBS.
SHEAR STRENGTH = 2,575 LBS.

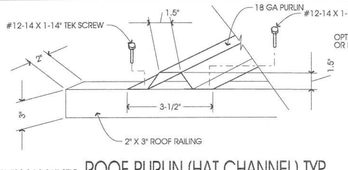

NOTE:
TOP SECURED BY #12-14-1-1/4" SELF TAPPING HEX HEAD SCREWS AT 9" O.C. AT EACH FRAME.
LAP SCREWS #14-1-1/4" AT 9" O.C.
TENSILE STRENGTH = 3,850 LBS.
SHEAR STRENGTH = 2,575 LBS.

ROOF PURLIN (HAT CHANNEL) TYP

NTS

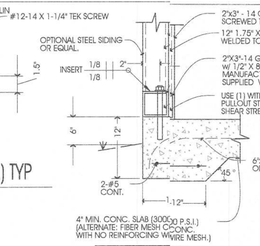

CONCRETE OPTION

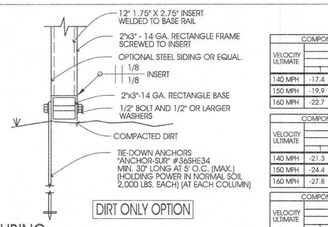

DIRT ONLY OPTION

RECTANGULAR TUBING VARIATIONS OF SECTION A-A

NTS

COMPONENTS AND CLADDING (exp=C, gcpi=-0.00 (Open))					
VELOCITY ULTIMATE	PRESSURE (PSF) ZONE				
	ROOF		WALLS		
	1	2	3	4/5 AVG NORMAL	4/5 AVG PARALLEL
140 MPH	-17.4	-26.1	-43.4	+17.5	-21.3	+17.0	-20.8
150 MPH	-19.9	-29.9	-49.9	+20.1	-24.4	+19.5	-23.8
160 MPH	-22.7	-34.0	-56.7	+22.8	-27.8	+22.2	-27.1

COMPONENTS AND CLADDING (exp=C, gcpi= +/-0.18 (Enclosed))					
VELOCITY ULTIMATE	PRESSURE (PSF) ZONE				
	ROOF		WALLS		
	1	2	3	4/5 AVG NORMAL	4/5 AVG PARALLEL
140 MPH	-21.3	-30.0	-47.4	+21.4	-25.2	+20.9	-24.7
150 MPH	-24.4	-34.4	-54.4	+24.5	-28.9	+24.0	-28.3
160 MPH	-27.8	-39.2	-61.9	+27.9	-32.9	+27.3	-32.2

COMPONENTS AND CLADDING (exp=C, gcpi= +/-0.55 (Partially Enclosed))					
VELOCITY ULTIMATE	PRESSURE (PSF) ZONE				
	ROOF		WALLS		
	1	2	3	4/5 AVG NORMAL	4/5 AVG PARALLEL
140 MPH	-29.3	-38.0	-55.4	+29.4	-33.2	+28.9	-32.7
150 MPH	-33.7	-43.6	-63.6	+33.8	-38.1	+33.2	-37.6
160 MPH	-38.3	-49.7	-72.4	+38.4	-43.4	+37.8	-42.7

all figures updated as of 5/12/15

GENERAL NOTES

1. ALL CONCRETE WORK SHALL BE 3,000 P.S.I. AT 28 DAYS.
2. MINIMUM SOIL BEARING SHALL BE ASSUMED AT 2,000 P.S.F.
3. ALL CONSTRUCTION SHALL BE PROVIDED IN ACCORDANCE WITH THE 2017 6TH EDITION FLA. BLDG. CODE AND ASCE 7-10 WIND CODES FOR AN ULTIMATE WIND SPEED OF 140 MPH AND GREATER. THESE PLANS INCLUDE DESIGN FOR ALL WIND SPEEDS UP TO AND INCLUDING 160 MPH ULTIMATE WIND SPEED.
4. ALL SIDING AND ROOFING TO MINIMUM OF 29 GAUGE ATTACHED TO THE COLUMNS AS SHOWN AND CONSIDERED TO BE A MIN. OF 3 SPAN.
5. FOR ZONE LOCATIONS SEE FBC FIGURE 1609(c). THE VALUE OF "a" SHALL BE 3'-0". FOR ZONE LOADING SEE COMPONENTS AND CLADDING LOADING CHARTS THIS SHEET.
6. DESIGN LOADINGS:
   DEAD LOAD = 4 PSF
   ROOF LIVE LOAD = 20 PSF
   WIND LOAD = PER TABLE
7. DOOR AND WINDOW DATA: PER TABLE
8. ALL WINDOWS AND MAN DOORS MAY USE 1/4"X1" LONG TEK SCREWS IN LIEU OF THE WOOD SCREWS WHEN CONNECTING THE UNITS TO METAL FRAME. FOLLOW THE MANUFACTURERS SPECIFICATIONS FOR LOCATING CONNECTORS.
9. TYPE OF CONSTRUCTION TYPE II-B
   BUILDING CATEGORY (II)
10. CORNER BRACES REQUIRED ONLY REQUIRED WITH WIND SPEEDS GREATER THAN OR EQUAL TO 150 MPH OR AS CALLED OUT ON PLANS.
11. ALL WELDS ARE CONTINUOUS WELDS DONE AT THE FACTORY.
12. ALL STEEL BUILDING MATERIALS ARE FLOOD RESISTANT AND WILL NOT BE DAMAGED BY FLOOD OR RAIN.

OVERALL REVISION DATE
OCTOBER 14, 2019

FLORIDA PRODUCT APPROVAL CHART		
PRODUCT APPROVAL NUMBER	MANUFACTURER	DESCRIPTION
FL11136.1	JELD-WEN	PERSONNEL DOOR
FL9555.2, FL9555.3, FL9555.6	UNION	SHEATHING 26 GA
FL14081.1	FABRAL	SHEATHING
FL11240.1, FL11240.2 FL11238.1, FL11238.2	PALRAM	SKYLIGHTS
FL14425.1, FL12765.1, FL12765.2, FL12765.3, FL12765.4, FL12765.5, FL12765.6, FL12765.7, FL12765.8 FL12765.9	JANUS	ROLL-UP DOOR

WIND SPEED VS. LEG SPACING AND CLADDING TABLE		
DESIGN VELOCITY ULTIMATE	4' ON CENTER	5' ON CENTER
140 MPH	29 GA.	29 GA.
150 MPH	29 GA.	26 GA.
160 MPH	26 GA.	-
170 MPH	26 GA.	-

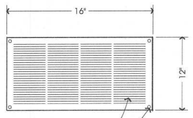

REAR OF LOUVER COVERED W/ WIRE MESH BUG SCREEN

FASTEN W/ (1) #12 X 2" PAN HEAD SCREW PER CORNER (TYP)

CODE REQUIREMENT 1 IN' PER FT' OF ENCLOSED BUILDING

TOTAL ENCLOSED BUILDING = 600 FT'
EQUIVALENT FLOOD OPENING = 192 IN' EACH (25% REDUCTION DUE TO FINS) = 144 IN' EACH
TOTAL PROVIDED (5)= 720 IN'

FLOOD OPENING DETAIL (ONLY USED WHEN FINISH FLOOR IS BELOW BFE)

NTS

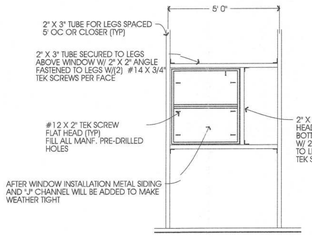

WINDOW INSTALLATION DETAIL

NTS

DOOR INSTALLATION DETAIL

NTS

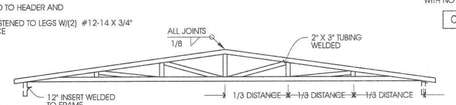

TYPICAL TRUSS STYLE (SPANS OVER 40')

NTS
NOTE: SEE SECTION A-A FOR ANCHORING DETAILS
(NOTE: ALL FRAMING SHALL BE 2"x3" RECTANGULAR TUBING)

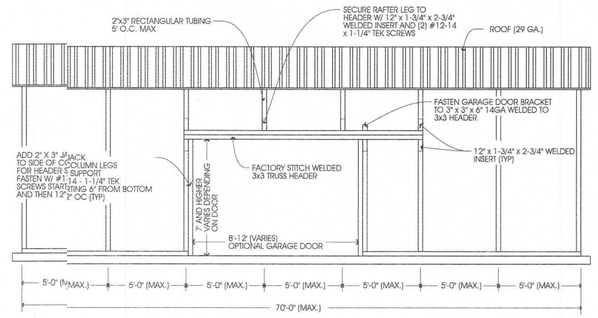

SIDE ELEVATION W/OPTIONAL SIDE GARAGE DOOR

NTS
NOTE: SEE SECTION A-A FOR ANCHORING DETAILS
(NOTE: ALL FRAMING SHALL BE 2"x3" RECTANGULAR TUBING)

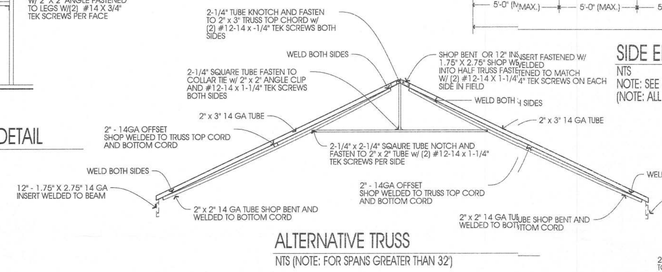

ALTERNATIVE TRUSS

NTS (NOTE: FOR SPANS GREATER THAN 32')

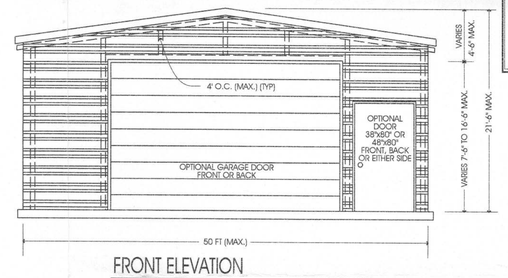

FRONT ELEVATION

NTS
(SUPPORT WITH SIDING)
NOTE: SEE SECTION A-A FOR ANCHORING DETAILS
(NOTE: ALL FRAMING SHALL BE 2"x3" RECTANGULAR TUBING)

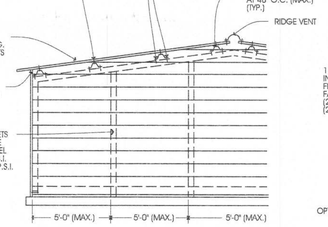

ALTERNATE SECTION END WALL FRAMING

NTS (NOTE: SEE SECTION A-A FOR ANCHORING DETAILS)

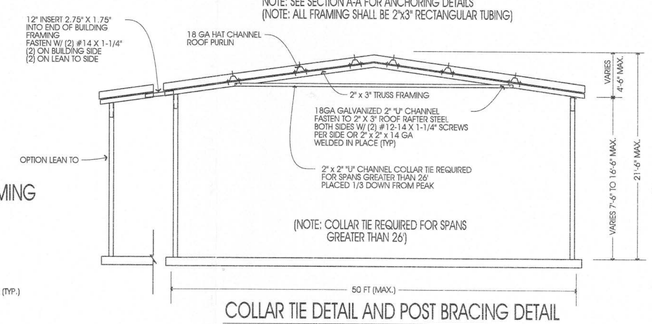

COLLAR TIE DETAIL AND POST BRACING DETAIL

NTS
NOTE: SEE SECTION A-A FOR ANCHORING DETAILS
(NOTE: ALL FRAMING SHALL BE 2"x3" RECTANGULAR TUBING)

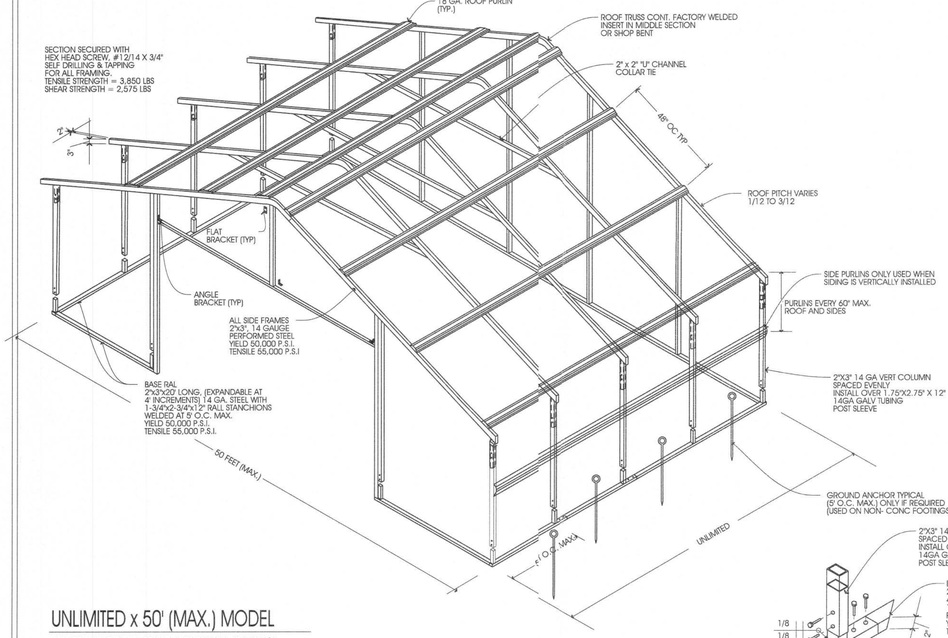

UNLIMITED x 50' (MAX.) MODEL

(ALL FRAMING SHALL BE 2"x3" RECTANGULAR TUBING)
(NOTE: WHEN OVER 26' IN WIDTH USE COLLAR TIE DETAIL OR ALTERNATIVE TRUSS LAYOUT)

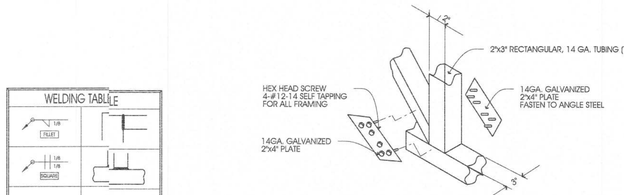

TRUSS/WIND BRACKET CONNECTIONS

NOTE: ALL BRACKETS ARE 14GA. FASTEN TO FRAME W/HEX HEAD SCREWS #14 X 1-1/4" SELF TAPPING
TENSILE STRENGTH = 3,850 LBS.
SHEAR STRENGTH = 2,575 LBS.

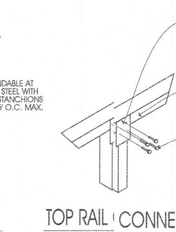

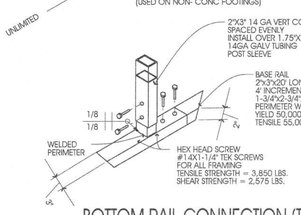

BOTTOM RAIL CONNECTION (TYP)

NTS

TOP RAIL CONNECTION (TYP)

NTS

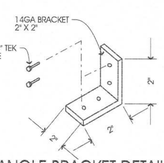

SIDING MAY BE FASTENED WITH SEAMS IN EITHER VERTICAL OR HORIZONTAL DIRECTION

ANGLE BRACKET DETAIL

NTS

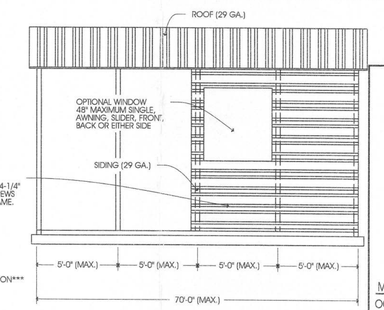

SIDE ELEVATION

NTS
(SUPPORT WITH SIDING)
NOTE: SEE SECTION A-A FOR ANCHORING DETAILS
(NOTE: ALL FRAMING SHALL BE 2"x3" RECTANGULAR TUBING)

REED'S METALS, INC.

COLUMBIA COUNTY BUILDING DEPARTMENT
Received for FILE COPY
Code Compliance
PLANS EXAMINER

MASTER PLAN DATE
OCTOBER 14, 2019

DESIGN STATEMENT:
THESE PLANS WERE DESIGNED FOLLOWING THE 2017 6TH EDITION FLORIDA BUILDING CODE WITH AMENDMENTS AND ASCE 7-10 INCLUDING CHAPTER 16 ON STRUCTURAL DESIGN. AN ULTIMATE WIND SPEED OF140 MPH AND GREATER, (3 SECOND GUST) IN WIND EXPOSURE CATEGORY "C". THIS STRUCTURE HAS BEEN DESIGNED AS RISK CATEGORY II. THE COMPONENTS AND CLADDING WERE DESIGNED BASED ON A WIND PRESSURE PER THE TABLE THIS SHEET.THIS STRUCTURE HAS BEEN DESIGNED AS AN ENCLOSED STRUCTURE UNLESS NOTED AS OTHER.

ENGINEERING • PLANNING • PERMITTING

REVISIONS:

DATE	BY	DESCRIPTION

EPI
ENGINEERED PERMITS, INC.
31 SOUTH WOODLAND BVD.
SUITE A
DELAND, FL 32720
PHNE: 386-734-0830
FA: 386-734-9226
CBT NO. 26298
EMAIL: epi@epieng.net

PROJECT: REED'S METALS, INC. 16454 SE HWY 19 CROSS CITY, FL 32628

SHEET TITLE: TYPICAL CARPORT/SHED

Engineered Permits, Inc. This is NOT a Permit. This drawing is NOT VALID

MICHAEL WOJTUNIAK, P.E.
LIC. NO. 85958
EMAIL: michael@epieng.net

10/14/19

SHEET NO.
1 OF 1

***THIS ITEM HAS BEEN ELECTRONICALLY SIGNED AND SEALED BY MICHAEL J. WOJTUNIAK, P.E. ON [DATE] USING A SHA AUTHENTICATION CODE. PRINTED COPIES OF THIS DOCUMENT ARE NOT CONSIDERED SIGNED AND SEALED AND THE SHA AUTHENTICATION CODE MUST BE VERIFIED ON ANY ELECTRONIC COPIES. UNLESS THE RAISED SEAL HAS BEEN UTILIZED. ***