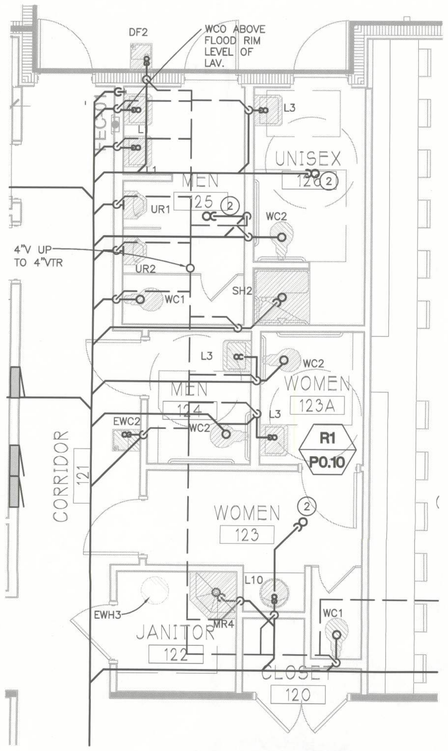


## PARTIAL FLOOR PLAN - SANITARY WASTE AND VENT PIPING

SCALE: 1/4" = 1'-0"

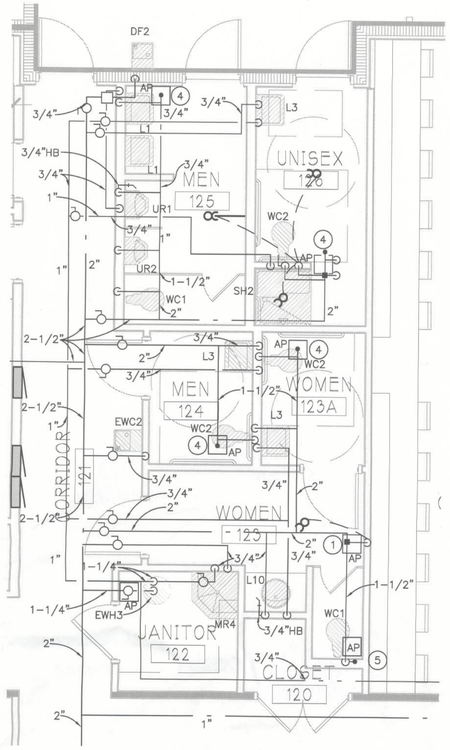


## PARTIAL FLOOR PLAN - WATER PIPING

SCALE: 1/4" = 1'-0"

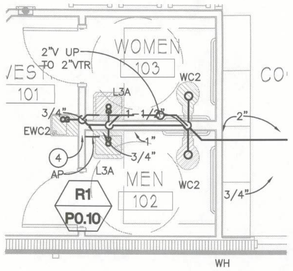


## PARTIAL FLOOR PLAN - SANITARY WASTE AND VENT PIPING

SCALE: 1/4" = 1'-0"

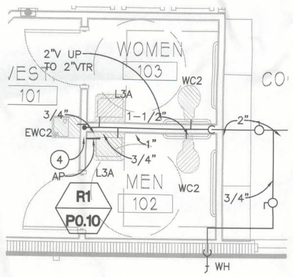


## PARTIAL FLOOR PLAN - WATER PIPING

SCALE: 1/4" = 1'-0"

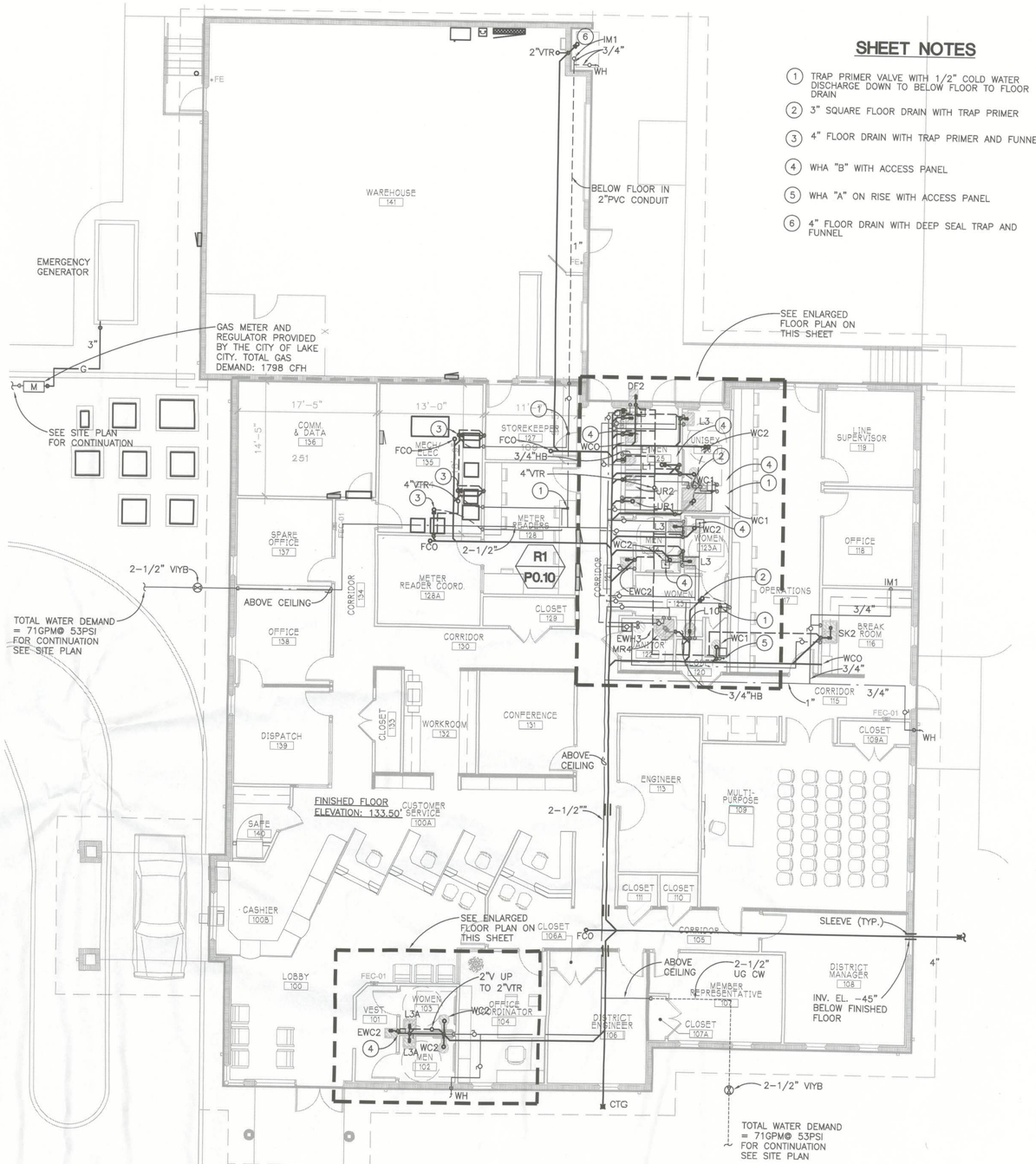


## FLOOR PLAN - PLUMBING

SCALE: 1/8" = 1'-0"

## SHEET NOTES

1. TRAP PRIMER VALVE WITH 1/2" COLD WATER DISCHARGE DOWN TO BELOW FLOOR TO FLOOR DRAIN
2. 3" SQUARE FLOOR DRAIN WITH TRAP PRIMER
3. 4" FLOOR DRAIN WITH TRAP PRIMER AND FUNNEL
4. WHA "B" WITH ACCESS PANEL
5. WHA "A" ON RISE WITH ACCESS PANEL
6. 4" FLOOR DRAIN WITH DEEP SEAL TRAP AND FUNNEL


Brame Architects

606 N.E. First Street
Gainesville, Florida 32601
352 / 372-0425
FAX 352 / 372-0427


Clay Electric Cooperative, Inc.

F:\3702050\In from Denver\linda touchstone.jpg

# NEW DISTRICT OFFICE

1659 SW State Road 47 Lake City, Florida

SRIKANTH SUNKARI
LICENSE No 56039
STATE OF FLORIDA
PROFESSIONAL ENGINEER
3/2/12

SRIKANTH SUNKARI
PE - 0056039

**PLUMBING FLOOR PLAN**

| | |
|---|---|
| DRAWN | BNH |
| CHECKED | SS |
| DATE | 02/07/12 |
| CAD | 3702060/CD |
| REVISIONS | |
| FILE NO. | 3702.060 |

SHEET

P1.10

**Bid Documents**

M&A Project No. 11238


Moses & Associates, Inc. Consulting Engineers
2209 NW 40th Terrace, Ste A
Gainesville, FL 32605
FL License EB-0003097
352-372-1911
f 352-372-0186
moses-eng.com