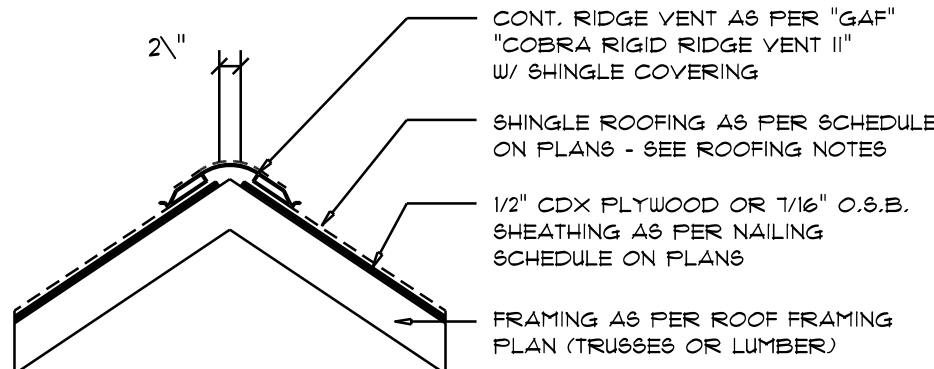


WOOD STRUCTURAL NOTES

1. TEMPORARY BRACING OF THE STRUCTURE DURING ERECTION, REQUIRED FOR SAFE AND STABLE CONSTRUCTION, SHALL BE THE SOLE RESPONSIBILITY OF THE CONTRACTOR SO ENGAGED. TEMPORARY & PERMANENT BRACING OF ROOF TRUSSES SHALL BE AS PER THE STANDARD GUIDELINES OF THE "TRUSS PLATE INSTITUTE".
2. ALL TRUSSES SHALL BE DESIGNED BY A LICENSED PROFESSIONAL ENGINEER & SHALL BE SIGNED AND SEALED BY SAME. TRUSS DESIGN SHALL INCLUDE PLACEMENT PLANS, TRUSS DETAILS, TRUSS TO TRUSS CONNECTIONS & THE STANDARD SPECIFICATIONS & RECOMMENDATIONS OF INSTALLATION OF THE "TRUSS PLATE INSTITUTE".
3. WOOD STUDS IN EXTERIOR WALLS & INTERIOR BEARING WALLS SHALL BE NOT LESS THAN No.2 HEM-FIR OR BETTER.
4. CONNECTORS FOR WOOD FRAMING SHALL BE GALVANIZED METAL OR BLACK METAL AS MANUFACTURED OR AS CALLED FOR IN THE PLANS AND BE OF A DESIGN SUITABLE FOR THE LOADS AND USE INTENDED. REFER TO THE JOINT REINFORCEMENT SCHEDULE FOR PRINCIPLE CONNECTIONS.

AREA OF ATTIC	REQ'D L.F. OF VENT	NET FREE AREA OF INTAKE
1600 SF	20 LF	410 SQ.IN.
1800 SF	24 LF	480 SQ.IN.
2000 SF	28 LF	570 SQ.IN.
2500 SF	32 LF	680 SQ.IN.
2800 SF	36 LF	750 SQ.IN.
3100 SF	40 LF	830 SQ.IN.
3600 SF	44 LF	900 SQ.IN.

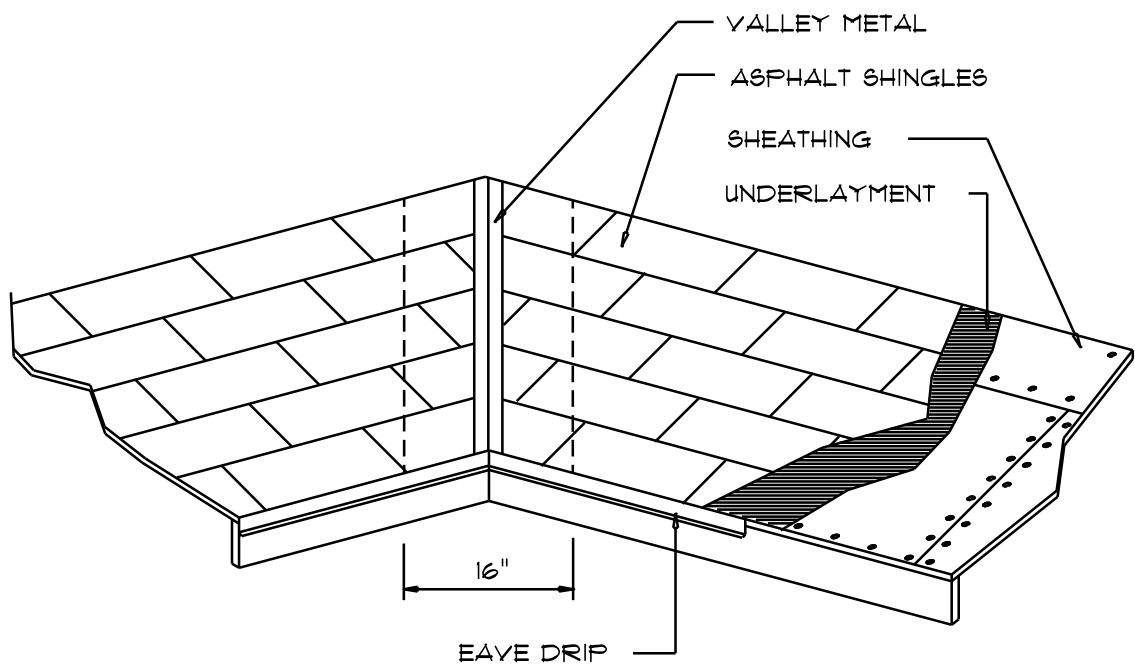


MIAMI/DADE PRODUCT APPROVAL REPORT: #38-0713.05

Ridge Vent DETAIL

SCALE: 3/4" = 1'-0"

B



VALLEY FLASHING

ROOFING METALS for FLASHING/ROOFING MINIMUM THICKNESS REQUIREMENTS

MATERIAL	MINIMUM THICKNESS (in.)	GAGE	WEIGHT (OZ.)
COPPER			16
ALUMINUM	0.024		
STAINLESS STEEL		28	
GALVANIZED STEEL	0.0175	26 (ZINC COATED G90)	
ZINC ALLOY LEAD PAINTED TERNE	0.021		40 20

Roofing/Flashing DETS.

SCALE: NONE

A

STANDARD HEADER SCHEDULE

0'-0" UP TO 6'-0" OPENINGS

DOUBLE 2x8 No.#2 SOUTHERN PINE WITH 1/2" OSB SOLID CONTINUOUS SPACER GLUED AND NAILED WITH 10d x 0.128" x 3" NAILS IN 2 ROWS @ 12" O.C. STAGGERED EACH SIDE WITH 1 - SIMPSON MSTA24 TOP AND 1 - SIMPSON SPH4R BOTTOM EACH SIDE OF OPENING WITH 1 - HEADER STUD AND 1 FULL HEIGHT STUD EACH SIDE OF OPENING

6'-0" UP TO 9'-0" OPENINGS

DOUBLE 2x12 No.#2 SOUTHERN PINE WITH 1/2" OSB SOLID CONTINUOUS SPACER GLUED AND NAILED WITH 10d x 0.128" x 3" NAILS IN 2 ROWS @ 12" O.C. STAGGERED EACH SIDE WITH 3 - SIMPSON MSTA24 TOP AND 2 - SIMPSON SPH4R BOTTOM EACH SIDE OF OPENING WITH 1 - HEADER STUD AND 2 FULL HEIGHT STUDS EACH SIDE OF OPENING

9'-0" UP TO 16'-0" OPENINGS

DOUBLE 2x12 No.#2 SOUTHERN PINE WITH 1/2" OSB SOLID CONTINUOUS SPACER GLUED AND NAILED WITH 10d x 0.128" x 3" NAILS IN 2 ROWS @ 12" O.C. STAGGERED EACH SIDE WITH 3 - SIMPSON MSTA15 EACH SIDE OF OPENING WITH 2 - HEADER STUDS AND 3 FULL HEIGHT STUDS EACH SIDE OF OPENING

16'-0" GARAGE DOOR OPENINGS

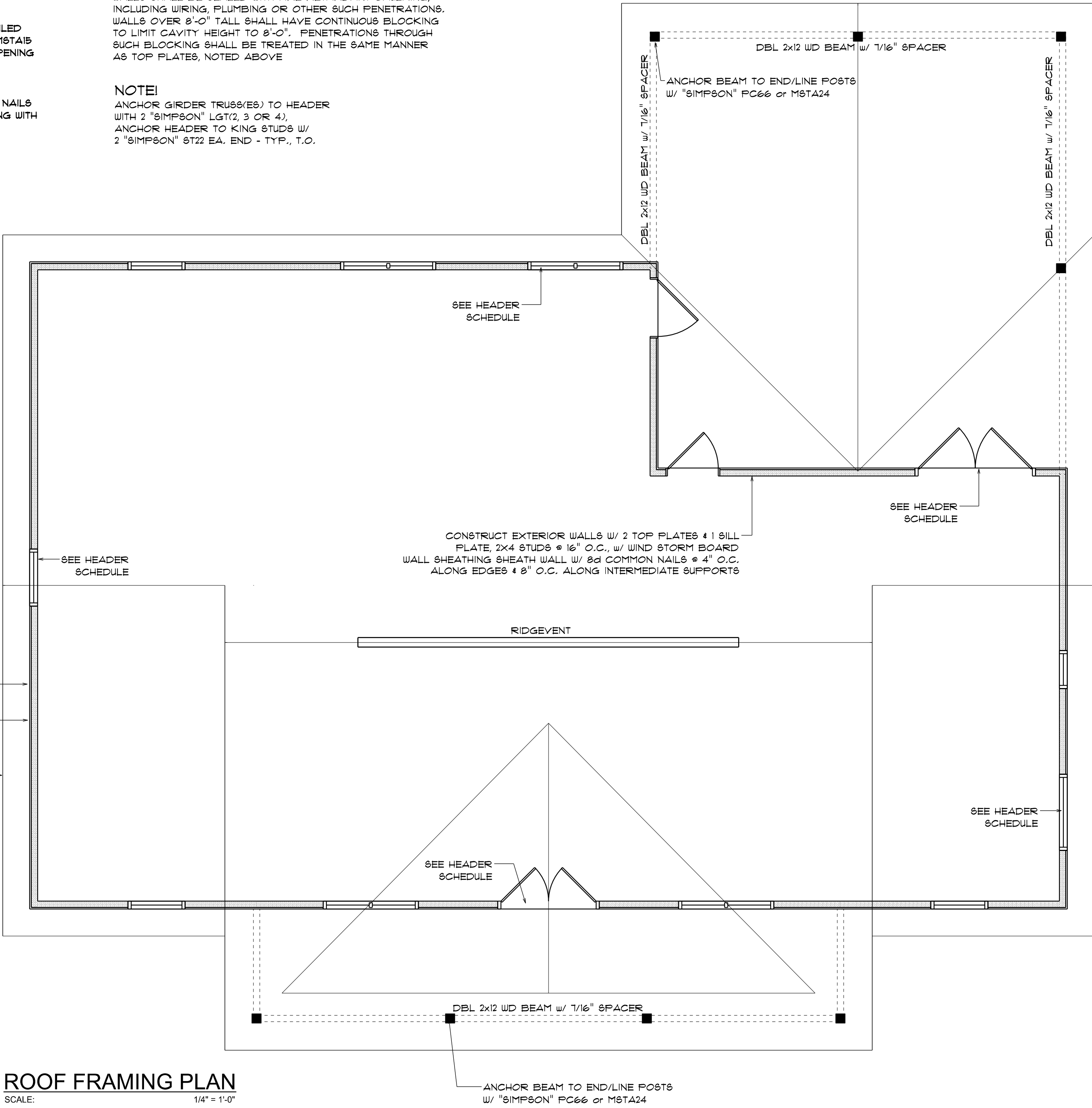
2 PLY 1 1/4" X 11 7/8" 2.0E MICROLAMM LVL HEADER GLUED AND NAILED WITH 10d x 0.128" x 3" NAILS IN 2 ROWS @ 12" O.C. STAGGERED EACH SIDE WITH 3 - SIMPSON MSTA15 EACH SIDE OF OPENING WITH 2 - HEADER STUDS AND 3 FULL HEIGHT STUDS EACH SIDE OF OPENING

NOTE!  
SHEATH ROOF w/ 1/2" CDX PLYWOOD PLACED w/ LONG DIMENSION PERPENDICULAR TO THE ROOF TRUSSES, SECURE TO FRAMING w/ 8d NAILS - AS PER DETAIL ON SHEET SD.4

NOTE!  
THE DESIGN WIND SPEED FOR THIS PROJECT IS 130 MPH PER FBC 1603 AND LOCAL JURISDICTION REQUIREMENTS

NOTE!  
ALL PENETRATIONS OF THE TOP PLATE OF ALL LOAD BEARING WALLS SHALL BE SEALED WITH FIRE RETARDANT CAULKING, INCLUDING WIRING, PLUMBING OR OTHER SUCH PENETRATIONS. WALLS OVER 8'-0" TALL SHALL HAVE CONTINUOUS BLOCKING TO LIMIT CAVITY HEIGHT TO 8'-0". PENETRATIONS THROUGH SUCH BLOCKING SHALL BE TREATED IN THE SAME MANNER AS TOP PLATES, NOTED ABOVE

NOTE!  
ANCHOR GIRDER TRUSSES TO HEADER WITH 2 "SIMPSON" LGT2, 3 OR 4), ANCHOR HEADER TO KING STUDS w/ 2 "SIMPSON" ST2 EA. END - TYP., T.O.



ROOF FRAMING PLAN

SCALE: 1/4" = 1'-0"

ROOF PLAN NOTES

- R-1 SEE ELEVATIONS FOR ROOF PITCH
- R-2 ALL OVERHANG 18" (12" on gables) UNLESS OTHERWISE NOTED
- R-3 PROVIDE ATTIC VENTILATION IN ACCORDANCE WITH SCHEDULE ON SD.3
- R-4 SEE EXTERIOR ELEVATIONS AND FLOOR PLANS TO VERIFY PLATE AND HEEL HEIGHTS
- R-5 MOVE ALL VENTS AND OTHER ROOF PENETRATIONS TO REAR

REVISIONS
Dec. 13th, 2024

CUSTOM HOME FOR:  
**LUNSFORD RESIDENCE**  
COLUMBIA COUNTY, FL

**NICHOLAS PAUL GEISLER**  
ARCHITECT  
N.C.A.R.B. Certified

1158 NW Brown Rd.  
Lake City, FL 32055

SHEET NUMBER  
**S.2**  
OF 4 SHEETS

Nicholas Geisler  
Digitally signed by Nicholas Geisler  
Date: 2024.12.17 12:05:21 -05'00'  
AR0007005