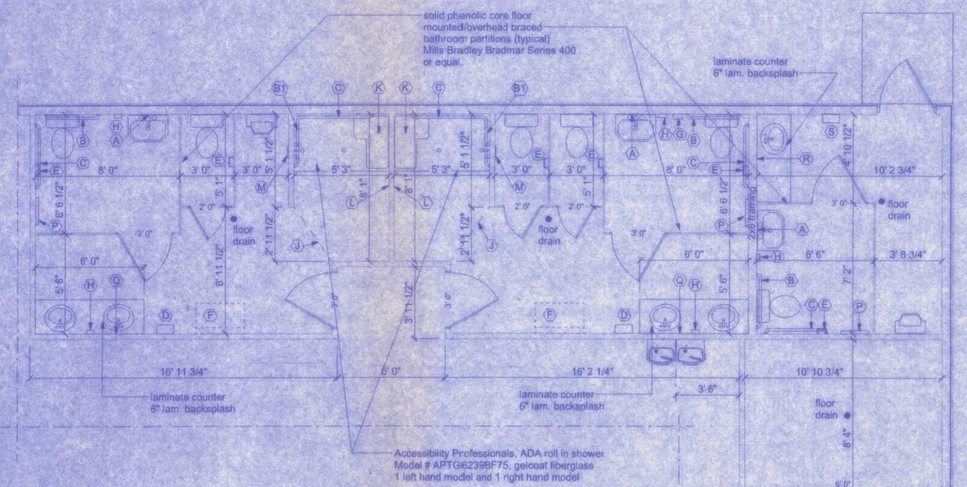

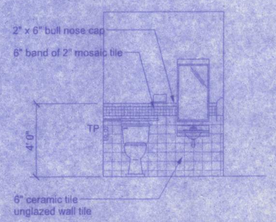

TILE PATTERN IN BATHROOMS
N.T.S.

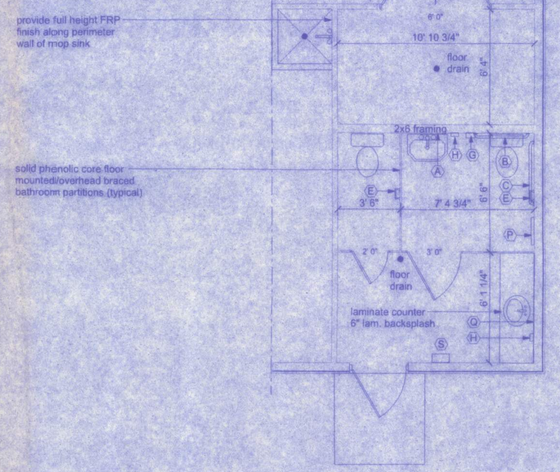

BATHROOM DIMENSIONS
SCALE: 1/4" = 1'-0"

NOTE:
owner to provide shower curtain bar, towel bars, and changing bench for the shower room

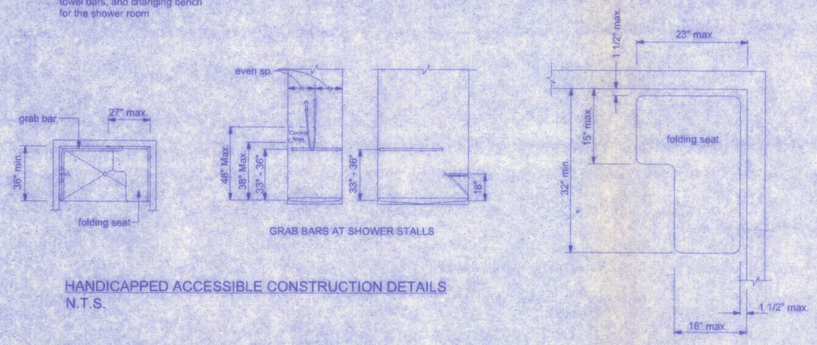

HANDICAPPED ACCESSIBLE CONSTRUCTION DETAILS
N.T.S.

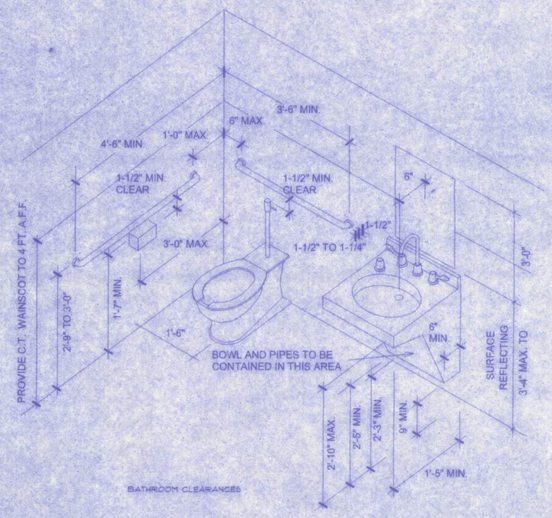

BATHROOM CLEARANCES

NOTE:
Contractor shall provide all toilet accessories such as mirror, toilet paper dispensor, hand tower dispensor and soap dispensor

Hot water and drain pipes exposed under sinks shall be insulated or otherwise configured so as to protect against contact. There shall be no sharp or abrasive surfaces under sinks.

ACCESSORY SCHEDULE

MARK	ITEM	DESCRIPTION	MOUNTING HEIGHT	MFGR/MODEL (A & J Access.)	REMARKS
A	mirror	1/4" plate glass - type 304 # 18 gauge stainless steel frame, bright finish	40" to bottom	U700 24 x 36	install as per mfgr. rec. with concealed wall hanger, 15 yr. silver spotage guarantee
B/B1	grab bar - 36" (B) or 36" (B1)	concealed grab bar, 1-1/2" O.D., type 304 S.S., satin finish 18 ga. with 2" dia. flange, 1/2" diag. 11 ga w/ tamperproof set screw	33" - 36" a.f.f. to centerline	UG30 x 36" UG36 x 0	install as per manufacturer's recommendations
C	grab bar - 42"	concealed grab bar, 1-1/2" O.D., type 304 S.S. satin finish 18 ga. with 2" dia. flange, 1/2" diag. 11 ga w/ tamperproof set screws	33" - 36" a.f.f. to centerline	UG36 x 42	install as per manufacturer's recommendations
D	hand dryer	automatic hand dryer - stainless enamel cast iron, (white), recessed wall unit	bott. 38" to 40" a.f.f. C.L. 15" min. to adj. wall	U1621EA	install as per manufacturer's recommendations
E	toilet paper dispenser	surface mounted double roll dispenser #18 ga. type 304 18-8 alloy stainless steel - satin finish	19" min. (22" pref.) to C.L. of bott. roll	U804	install as per mfgr. recommendations (install 30" max. from back wall)
F	baby changing station	surface mounted unit (horizontal) high impact polyethylene	changing surface 33" a.f.f. when open	U945H	install as per mfgr. recommendations (install 30" max. from back wall)
G	sanitary napkin disposal	surface mounted, type 304 stainless steel - satin finish, 12 gallon capacity	top @ +28" a.f.f.	U591	install as per manufacturer's recommendations
H	soap dispenser	wall mounted liquid soap dispenser - stainless steel, gravity flow valve (40 ounce capacity)	spout 40" a.f.f.	U127	install as per manufacturer's recommendations
J	shower curtain rod & flange	rods - type 304 #18 ga. 1-1/4" diameter, rings - stainless steel polish - flame resistant, antibacterial, self - deodorizing	6'-6" a.f.f.	ROD: UX24, RINGS: UX189, CURTAIN: 260A	install as per manufacturer's recommendations
K	folding shower seat	white frp seat, type 304 #18 ga. stainless steel frame, with satin finish (with 2" W X 14" D)	seat height: +18" a.f.f.	U939-1A	install as per mfgr. rec. with backing in wall see plan for right or left hand seat
L	soap dish/grab bar	satin recessed soap dish, #18 ga. stainless steel, w/ bar	36" a.f.f. to bottom (ADA)	UX91M-A	install as per manufacturer's recommendations
M	S.S. access door	type 304 stainless steel, satin finish	position so that valve is in center of door	WB-GP PREMIUM WILLIAMS BROS. CORP.	install as per mfgr. rec. with tamper proof screws and hinge pins - polishing
N	dry chemical fire ext.	20A 4BC 5lb extinguisher in recessed cabinet	4'-0" a.f.f.	20MB-6H-KFF	install as per manufacturer's recommendations
P	security hook strip	Surface mounted stainless steel hook strip (type 304 #14 ga. S.S.) with 4 locking bolt joint collapsible hooks, 1/8" W x 2 1/4" H	4'-0" a.f.f.	US49	install as per manufacturer's recommendations
Q	mirror	1/4" plate glass - type 304 # 18 gauge stainless steel frame, bright finish	40" to bottom	U717 72 x 36	install as per mfgr. rec. with concealed wall hanger, 15 yr. silver spotage guarantee
R	mirror	1/4" plate glass - type 304 # 18 gauge stainless steel frame, bright finish	40" to bottom	U717 48 x 36	install as per mfgr. rec. with concealed wall hanger, 15 yr. silver spotage guarantee
S	roll paper towel disp.	surface mounted hands free roll towel dispenser	bott. 38" to 40" a.f.f. C.L. 15" min. to adj. wall	U199HF	towel will be partially exposed to allow user to pull out a predetermined amount (stable). Non-perforated supply is fully sealed. Collapsible self-draining mechanism and surface mounting bar provide a safe and clean dispensing area. Manual control wand on side of unit is used for starting roll paper dispensing mechanism. Unit requires only standard 2 screw hole

Walter H. Freeman
3/5/10
P.E. #56001

WEST SIDE COMMUNITY CENTER

128 SW NASSAU STREET
LAKE CITY, FL. 32025
(386)758-4209
CERTIFICATE OF AUTHORIZATION # 00008701
Freeman Design Group Inc.

DATE	DRAWN BY
11/5/10	W.H.F.
	APPROVED W.H.F.

REVISIONS

SHEET A-11
OF 11

PROJECT NO. 09.C037