

Columbia County Building Permit Application - "Owner and Contractor Signature Page"

CODES: 2023 Florida Building Code 8th Edition and the 2020 National Electrical Code.

Application is hereby made to obtain a permit to do work and installations as indicated. I certify that no work or installation has commenced prior to the issuance of a permit and that all work be performed to meet the standards of all laws regulating construction in this jurisdiction.

TIME LIMITATIONS OF APPLICATION : An application for a permit for any proposed work shall be deemed to have been abandoned 180 days after the date of filing, unless pursued in good faith or a permit has been issued.

TIME LIMITATIONS OF PERMITS: Every permit issued shall become invalid unless the work authorized by such permit is commenced within 180 days after its issuance, or if the work authorized by such permit is suspended or abandoned for a period of 180 days after the time work is commenced. A valid permit receives an approved inspection every 180 days. Work shall be considered not suspended, abandoned or invalid when the permit has received an approved inspection within 180 days of the previous approved inspection.

FLORIDA'S CONSTRUCTION LIEN LAW: Protect Yourself and Your Investment: According to Florida Law, those who work on your property or provide materials, and are not paid-in-full, have a right to enforce their claim for payment against your property. This claim is known as a construction lien. If your contractor fails to pay subcontractors or material suppliers or neglects to make other legally required payments, the people who are owed money may look to your property for payment, even if you have paid your contractor in full. This means if a lien is filed against your property, it could be sold against your will to pay for labor, materials or other services which your contractor may have failed to pay.

NOTICE OF RESPONSIBILITY TO CONTRACTOR AND AGENT: YOU ARE HEREBY NOTIFIED as the recipient of a building permit from Columbia County, Florida, you will be held responsible to the County for any damage to sidewalks and/or road curbs and gutters, concrete features and structures, together with damage to drainage facilities, removal of sod, major changes to lot grades that result in ponding of water, or other damage to roadway and other public infrastructure facilities caused by you or your contractor, subcontractors, agents or representatives in the construction and/or improvement of the building and lot for which this permit is issued. No certificate of occupancy will be issued until all corrective work to these public infrastructures and facilities has been corrected.

WARNING TO OWNER: YOUR FAILURE TO RECORD A NOTICE OF COMMENCEMENT MAY RESULT IN YOU PAYING TWICE FOR IMPROVEMENTS TO YOUR PROPERTY. A NOTICE OF COMMENCEMENT MUST BE RECORDED AND POSTED ON THE JOB SITE BEFORE THE FIRST INSPECTION. IF YOU INTEND TO OBTAIN FINANCING, CONSULT WITH YOUR LENDER OR ATTORNEY BEFORE RECORDING YOUR NOTICE OF COMMENCEMENT.

OWNERS CERTIFICATION: I CERTIFY THAT ALL THE FOREGOING INFORMATION IS ACCURATE AND THAT ALL WORK WILL BE DONE IN COMPLIANCE WITH ALL APPLICABLE LAWS REGULATING CONSTRUCTION AND ZONING.

NOTICE TO OWNER: There are some properties that may have deed restrictions recorded upon them. These restrictions may limit or prohibit the work applied for in your building permit. You must verify if your property is encumbered by any restrictions or face possible litigation and or fines.

Julie Ann Bielling Julie Ann Bielling ****Property owners must sign here before any permit will be issued.**
Printed Owners Name Owners Signature

CONTRACTORS AFFIDAVIT: By my signature, I understand and agree that I have informed and provided this written statement to the owner of all the above written responsibilities in Columbia County for obtaining this Building Permit including an application and permit time limitations.


Contractor's License Number CCC1333919
Columbia County
Competency Card Number _____


M. Bielling
Contractor's Signature

Affirmed and subscribed before me the Contractor by means of ☒ physical presence or ☐ online notarization, this 18 day of Jan 2024, who was personally known ☒ or produced ID ☐

Aryanna Rey
State of Florida Notary Signature (For the Contractor)

SEAL:





Columbia County, Florida
Building Department
135 NE Hernando Avenue
Lake City, Florida 32055
Phone: 386-758-1008

www.columbiacountyfla.com

ROOFING AFFIDAVIT

JOB ADDRESS: 1531 Southeast Aldine Feagle Drive Lake City, FL 32025

I Marc Boutilier, Licensed as a ☒ Contractor, ☐ Engineer, or ☐ Architect, with License # CCC1333919 do hereby affirm that all of the information provided to obtain this permit is true and accurate and that the sheathing, nailing, dry-in, venting and flashings at the above referenced address will be installed in accordance with the applicable codes, Florida product approval installation instructions and standards set forth in the most current edition of the Florida Building Code- Residential and the Florida Building Code- Existing Building.

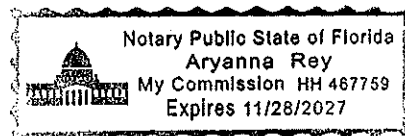
(Affiant Signature)

STATE OF Florida
COUNTY Orange

The foregoing instrument acknowledged before me by means of ☒ physical presence or ☐ online notarization, this 18 day of Jan 2024, by Marc Boutilier, who is ☒ personally known to me or ☐ has provided the following identification _____.

Notary Public Signature Aryanna Rey (Seal)

Notary Printed Name Aryanna Rey



FINAL INSPECTION & CERTIFICATE OF COMPLETION:

This completed form and photographs must be uploaded to your permit via online at the Application Submission login (link) Welcome to Columbia County Online (columbiacountyfla.com).

Clearly visible in the Photographs must be the permit number or address, must include a ruler or measuring device to confirm nail spacing and overlaps including drip edge, valley flashing and attic venting. (Not required for additions or New Residential)



Columbia County, Florida
Building Department
135 NE Hernando Avenue
Lake City, Florida 32055
Phone: 386-758-1008

www.columbiacountyfla.com

ROOFING UNDERLAYMENT AFFIDAVIT

REQUIRED FOR WALK-IN OR PAPER SUBMITTALS

Job Address: 1531 Southeast Aldine Feagle Drive Lake City, FL 32025

I (Print Name) Marc Boutilier, as a Florida license Roofing Contractor or an Owner Builder, I understand to comply with the 2023 Florida Building Code 8th Edition underlayment requirements, I must select an option for sealing the roof deck.

The options are summarized below...

☐ a self-adhering polymer-modified bitumen underlayment complying with ASTM D1970 applied over the entire roof.

☐ a minimum 4-inch wide strip of selfadhering polymer-modified bitumen complying with ASTM D1970 or a minimum 3 ¾ - inch wide strip of selfadhering flexible flashing tape complying with AAMA 711, applied over all joints in the roof decking. A felt underlayment complying with ASTM D226 Type II, ASTM D4869 Type III or IV, or ASTM D6757, or a synthetic underlayment meeting the performance requirements specified, is required to be applied over the strips/tape over the entire roof.

☒ two layers of felt underlayment comply ASTM 0226 Type II or ASTM D4869 Type III or IV, or two layers of a synthetic underlayment meeting the performance requirements specified, lapped and fastened as specified.

☐ Other (explain) _____

Contractor/Owners Signature _____

FINAL INSPECTION & CERTIFICATE OF COMPLETION:

This completed form and photographs must be uploaded to your permit via online at the Application Submission login (link) Welcome to Columbia County Online (columbiacountyfla.com).

If for a roofing permit, clearly visible in the Photographs must be the permit number or address and must include a ruler or measuring device to confirm nail spacing and overlaps including drip edge and valley flashing. (Not required for additions or New Residential)

Revised 12/2023

As required by Florida Statute 553.842 and Florida Administrative Code 9B-72, please provide the information and approval numbers on the building components listed below if they will be utilized on the construction project for which you are applying for a building permit. We recommend you contact your local product supplier should you not know the product approval number for any of the applicable listed products. Statewide approved products are listed online @ www.floridabuilding.org

Category/Subcategory	Manufacturer	Product Description	Approval Number(s)
1. EXTERIOR DOORS			
A. SWINGING			
B. SLIDING			
C. SECTIONAL/ROLL UP			
D. OTHER			
2. WINDOWS			
A. SINGLE/DOUBLE HUNG			
B. HORIZONTAL SLIDER			
C. CASEMENT			
D. FIXED			
E. MULLION			
F. SKYLIGHTS			
G. OTHER			
3. PANEL WALL			
A. SIDING			
B. SOFFITS			
C. STOREFRONTS			
D. GLASS BLOCK			
E. OTHER			
4. ROOFING PRODUCTS			
A. ASPHALT SHINGLES	Tamko	Heritage Shingle	FL18355
B. NON-STRUCTURAL METAL			
C. ROOFING TILES			
D. SINGLE PLY ROOF			
E. OTHER	ABC	Proguard	FL15216
5. STRUCTURAL COMPONENTS			
A. WOOD CONNECTORS			
B. WOOD ANCHORS			
C. TRUSS PLATES			
D. INSULATION FORMS			
E. LINTELS			
F. OTHERS			
6. NEW EXTERIOR ENVELOPE PRODUCTS			

The products listed below did not demonstrate product approval at plan review. I understand that at the time of inspection of these products, the following information must be available to the inspector on the jobsite; 1) copy of the product approval, 2) performance characteristics which the product was tested and certified to comply with, 3) copy of the applicable manufacturers installation requirements.

Further, I understand these products may have to be removed if approval cannot be demonstrated during inspection.

Contractor OR Agent Signature

Date

NOTES: _____

