COLUMBIA COUNTY BUILDING DEPARTMENT PLANS EXAMINER
FILE COPY
Received for Code Compliance

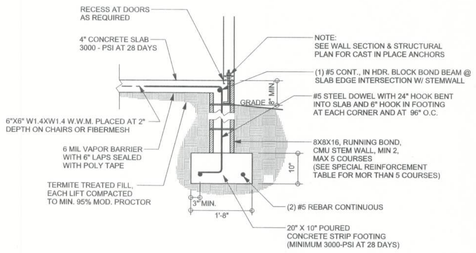

F9 S-2 STEM WALL FOOTING
SCALE: 1/2" = 1'-0"

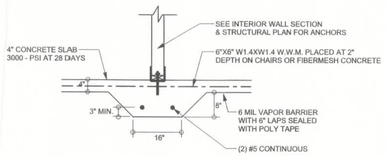

F2 S-2 INTERIOR BEARING FOOTING
SCALE: 1/2" = 1'-0"

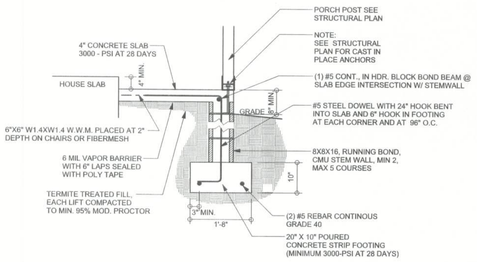

F12 S-2 STEM WALL PORCH FOOTING
SCALE: 1/2" = 1'-0"

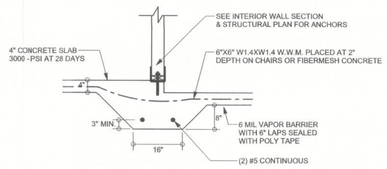

F3 S-2 INTERIOR BEARING STEP FOOTING
SCALE: 1/2" = 1'-0"

TALL STEM WALL TABLE

The table assumes 60 ksi reinforcing bars with 6" hook in the footing and bent 24" into the reinforced slab at the top. The vertical steel is to be placed toward the tension side of the CMU wall (away from the soil pressure, within 2" of the exterior side of the wall). If the wall is over 8' high, add Durowall ladder reinforcement at 16"OC vertically or a horizontal bond beam with 1#5 continuous at mid height. For higher parts of the wall 12" CMU may be used with reinforcement as shown in the table below.

STEMWALL HEIGHT (FEET)	UNBALANCED BACKFILL HEIGHT	VERTICAL REINFORCEMENT FOR 8" CMU STEMWALL (INCHES O.C.)			VERTICAL REINFORCEMENT FOR 12" CMU STEMWALL (INCHES O.C.)		
		#5	#7	#8	#5	#7	#8
3.3	3.0	96	96	96	96	96	96
4.0	3.7	96	96	96	96	96	96
4.7	4.3	88	96	96	96	96	96
5.3	5.0	56	96	96	96	96	96
6.0	5.7	40	80	96	80	96	96
6.7	6.3	32	56	80	56	96	96
7.3	7.0	24	40	56	40	80	96
8.0	7.7	16	32	48	32	64	80
8.7	8.3	8	24	32	24	48	64
9.3	9.0	8	16	24	16	40	48

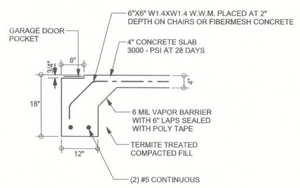

F4 S-2 GARAGE DOOR FOOTING
SCALE: 1/2" = 1'-0"

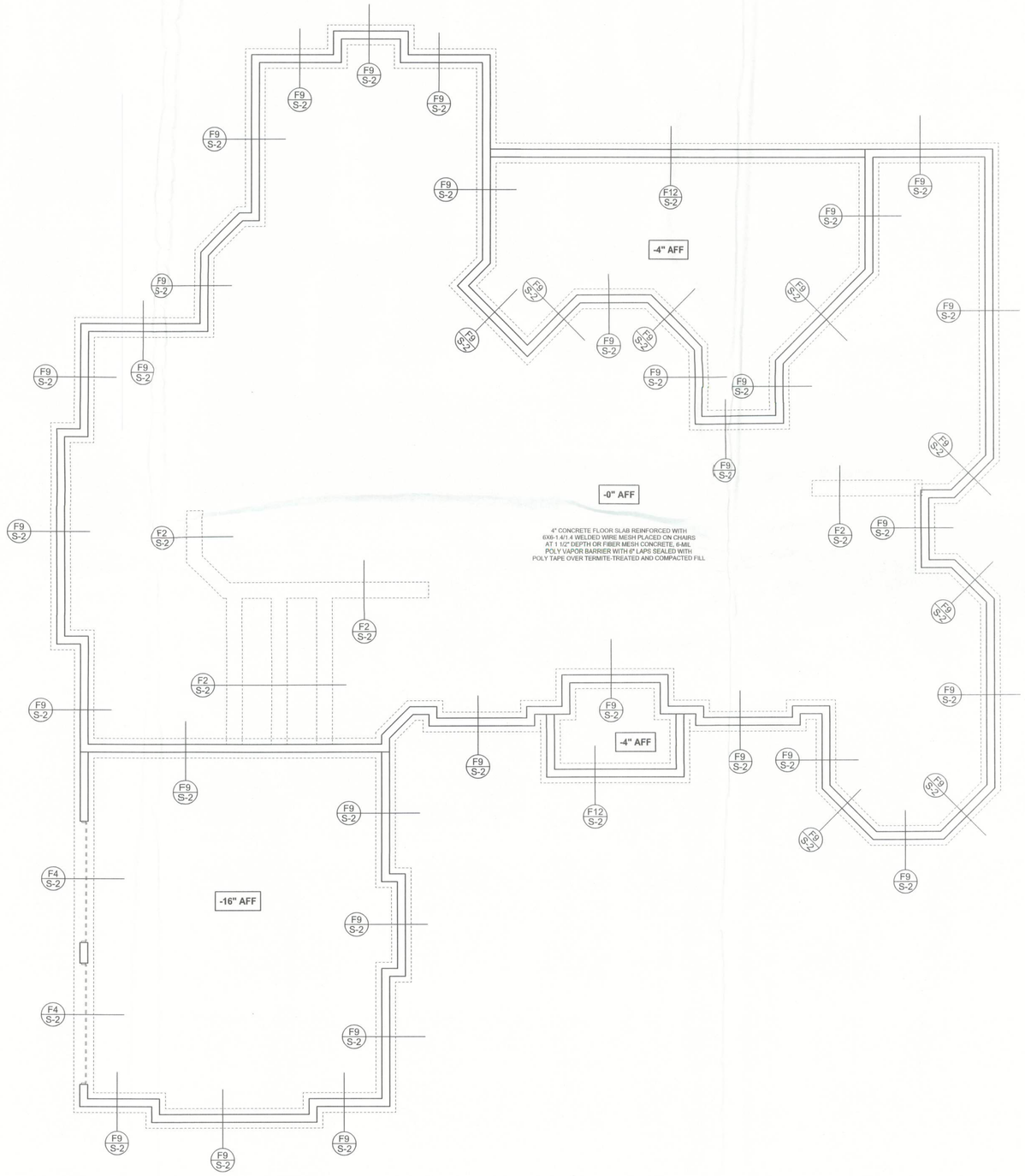

FOUNDATION PLAN
SCALE: 3/16" = 1'-0"
DIMENSIONS ON STRUCTURAL SHEETS ARE NOT EXACT. REFER TO ARCHITECTURAL FLOOR PLAN FOR ACTUAL DIMENSIONS

REVISIONS	

SOFTPLAN ARCHITECTURAL DESIGN SOFTWARE

WINDLOAD ENGINEER:
Mark Disosway, PE
No.53915, POB 868, Lake City, FL 32056,
386-754-5419

DIMENSIONS:
Stated dimensions supercede scaled dimensions. Refer all questions to Mark Disosway, P.E. for resolution. Do not proceed without clarification.

COPYRIGHTS AND PROPERTY RIGHTS:
Mark Disosway, P.E. hereby expressly reserves its common law copyrights and property right in these instruments of service. This document is not to be reproduced, altered or copied in any form or manner without first the express written permission and consent of Mark Disosway.

CERTIFICATION: I hereby certify that I have examined this plan, and that the applicable portions of the plan, relating to wind engineering comply with section R301.2.1, florida building code residential 2004, to the best of my knowledge.

LIMITATION: This design is valid for one building, at specified location.

MARK DISOSWAY
P.E. 53915

15SEP08

SEAL

Burbach Construction Services, Inc.

Charles & Marlene Meade

ADDRESS:
Lot 1 Columbia Meadows S/D
Columbia County, Florida

Mark Disosway P.E.
P.O. Box 868
Lake City, Florida 32056
Phone: (386) 754 - 5419
Fax: (386) 269 - 4871

PRINTED DATE:
September 15, 2008

DRAWN BY:
STRUCTURAL BY: David Disosway

FINALS DATE:
05Sep08

JOB NUMBER:
808285

DRAWING NUMBER
S-2
OF 3 SHEETS