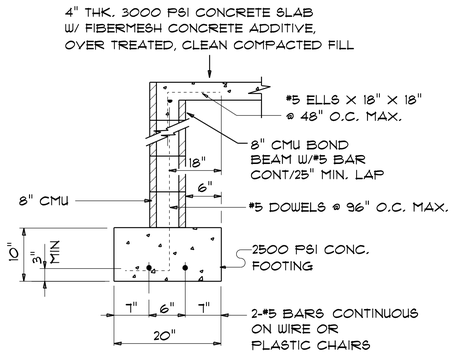

SECTION A / S.1

SCALE: 3/4" = 1'-0

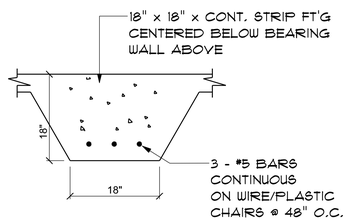

SECTION B / S.1

SCALE: not to scale

** NOTE: ALL INTERIOR BEARING
WALLS TO USE THIS FOOTING **

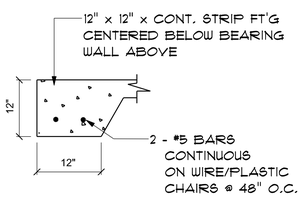

SECTION C / S.1

SCALE: not to scale

** NOTE: ALTERNATE FOOTING
FOR PORCH PERIMETERS IF PREFERRED **

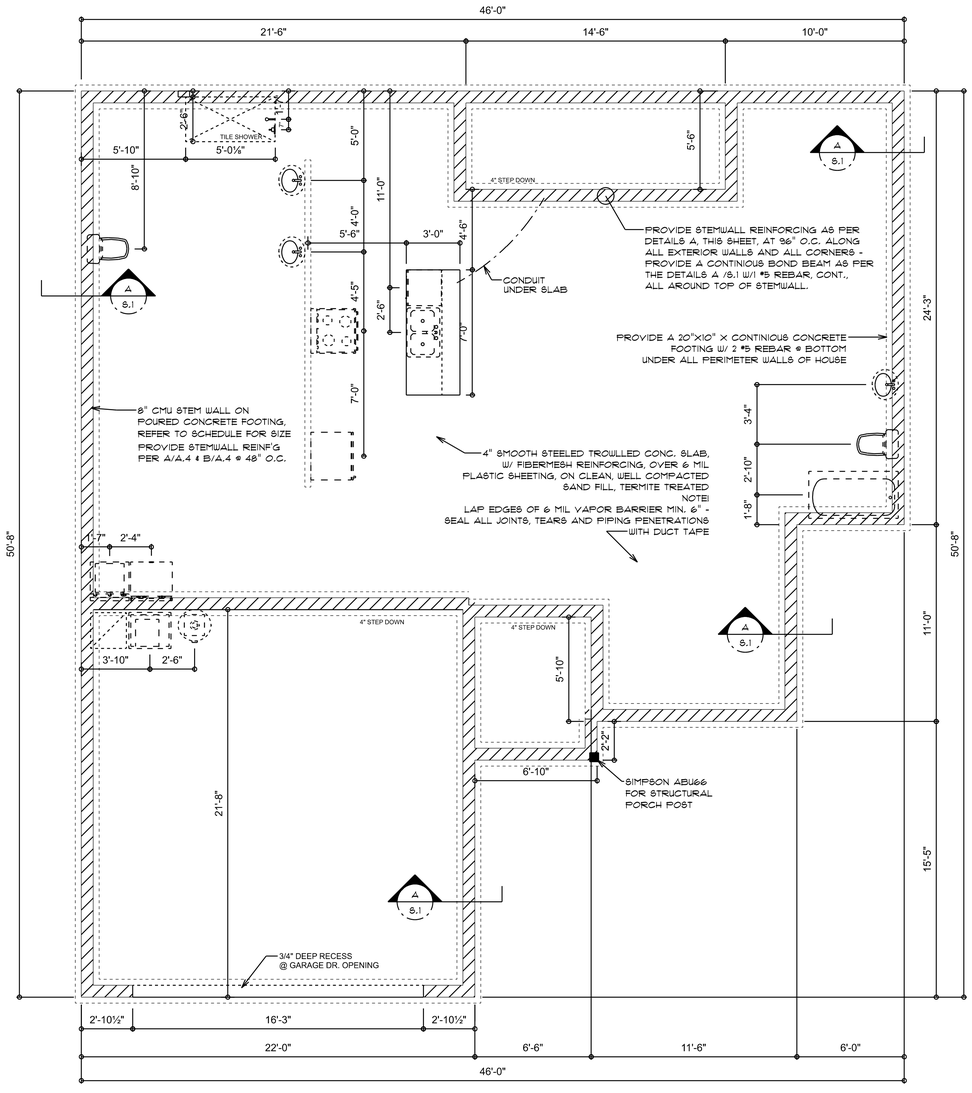

DIMENSIONED FOUNDATION PLAN

SCALE: 1/4" = 1'-0"

CONCRETE / MASONRY / METALS GENERAL NOTES:

1. DESIGN SOIL BEARING PRESSURE: 1500 PSF.
2. EXPANSIVE SOILS: WHERE DIRECTED BY THE SOILS ENGINEER, SOIL AUGMENTATION PER THE SOILS ENGINEER'S SPECIFICATIONS SHALL BE IMPLEMENTED PRIOR TO PLACING ANY FOUNDATIONS - TESTS AS SPECIFIED SHALL BE PREFORMED TO DETERMINE THE SUITABILITY OF THE SUB-GRADE TO SUPPORT THE DESIGN LOADS.
3. CLEAN SAND FILL OVER STRIPPED AND COMPACTED EXISTING GD. SHALL BE PLACED IN 12" LIFTS. BOTH SUB-SOIL AND FILL COMPACTION SHALL BE NOT LESS THAN 95% AS MEASURED BY A MODIFIED PROCTOR TEST AT THE RATE OF ONE TEST FOR EACH 1500 SF OF BUILDING PAD AREA, OR FRACTION THEREOF, FOR EACH 12" LIFT.
4. REINFORCING STEEL SHALL MEET THE REQUIREMENTS OF ASTM A615, ALL BENDS SHALL BE MADE COLD.
5. WELDED WIRE MESH SLAB REINFORCING SHALL MEET THE REQUIREMENTS OF ASTM A185 - MIN. YEILD STRESS = 85 KSI.
6. CONCRETE SHALL BE STANDARD MIX F'c = 3000 PSI FOR ALL FTGS, SLABS, COLUMNS AND BEAMS OR SHALL BE STANDARD PUMP MIX F'c = 3000 PSI. STRENGTH SHALL BE ATTAINED WITHIN 28 DAYS OF PLACEMENT. MIXING, PLACING AND FINISHING SHALL BE AS PER ACI STANDARDS.
7. CONCRETE BLOCK SHALL BE AS PER MANUFACTURER'S PRODUCT GUIDE FOR ASTM C-90 REQUIREMENTS WITH MEDIUM SURFACE FINISH - F'm = 1500 PSI.
8. MORTAR SHALL BE TYPE "M" OR "N" FOR ALL MASONRY UNITS.
9. STRUCTURAL STEEL SHALL CONFORM TO ASTM A36 STANDARDS FOR STRENGTH, BOLTS SHALL BE ASTM A307 / GRADE 1 OR A325, AS PER PLAN REQUIREMENTS.
10. WELDS SHALL BE AS PER "AMERICAN WELDING SOCIETY" STANDARDS FOR STRUCTURAL STEEL APPLICATIONS.
11. 2X4 P/T WOOD SILL, CONT., ALL AROUND, W/ 5/8"~ A.B. W/ 3" SQ. X 1/4" PLATE WASHERS WITHIN 6" FROM EACH CORNER, EA. WAY, & WITHIN 6" FROM ALL WALL OPENINGS / ENDS - 1/2"~ A.B. W/ 2" SQ. WASHERS ALONG EACH RUN @ 48" O.C., MAX. - ALL ANCHOR BOLTS SHALL HAVE A MINIMUM OF 8" EMBEDMENT INTO THE CONCRETE.

NOTE:
THE DESIGN WIND SPEED FOR THIS
PROJECT IS 130 MPH PER FBC 1609
AND LOCAL JURISDICTION REQUIREMENTS

NOTE:
ADDED FILL SHALL BE APPLIED IN 8" LIFTS -
EA. LIFT SHALL BE CONPACTED TO 95% DRY
COMPACTION PER THE "MODIFIED PROCTOR"
METHOD.

NOTE:
PLUMBING CONTRACTOR SHALL PREPARE "AS-BUILT" SHOP DRAWINGS INDICATING ALL PLUMBING WORK, INCLUDING ALL PLUMBING LINE LOCATIONS AND RISER DIAGRAM - CONT'R SHALL PROVIDE 1 COPY OF AS-BUILT DWGS TO OWNER AND 1 COPY TO THE PERMIT ISSUING AUTHORITY.

NOTE:
H.V.A.C. CONTRACTOR SHALL PREPARE "AS-BUILT" SHOP DRAWINGS INDICATING ALL H.V.A.C. WORK, INCLUDING ALL DUCTWORK LOC., SIZES, LINES, EQUIPMENT SCH. & BALANCING REPORT - CONT'R SHALL PROVIDE 1 COPY OF AS-BUILT DWGS TO OWNER & 1 COPY TO THE PERMIT ISSUING AUTHORITY.

REVISIONS
Aug. 3rd, 2022

LAFLAMME RESIDENCE
COLUMBIA COUNTY, FLORIDA
Stanley Crawford Construction
LAKE CITY, FL

NICHOLAS PAUL GEISLER ARCHITECT
N.C.A.R.B. Certified
1758 NW Brown Rd.
Lake City, FL 32055
(386) 365-4355

SHEET NUMBER
S.1
OF 4 SHEETS

Nicholas P. Geisler
AR0007005
Digitally signed by: Nicholas P. Geisler
DN: CN = Nicholas P. Geisler email = npgeisler47@gmail.com C = US
Date: 2022.08.05 02:43:56 -05'00'