




[VIEW 3D MODEL](#)

Roof	Area	Total	Length
Roof Facets	3317 ft <sup>2</sup>	10	-
Ridges / Hips	-	6	104' 5"
Valleys	-	0	-
Rakes	-	10	110' 6"
Eaves	-	6	237' 5"
Flashing	-	5	54' 4"
Step Flashing	-	4	31' 3"
Drip Edge/Perimeter	-	-	347' 11"

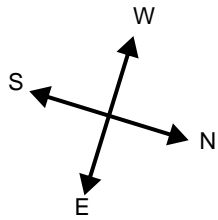
Roof Pitch*	Area	Percentage
4 / 12	1854 ft <sup>2</sup>	55.89%
1 / 12	840 ft <sup>2</sup>	25.32%
2 / 12	623 ft <sup>2</sup>	18.78%



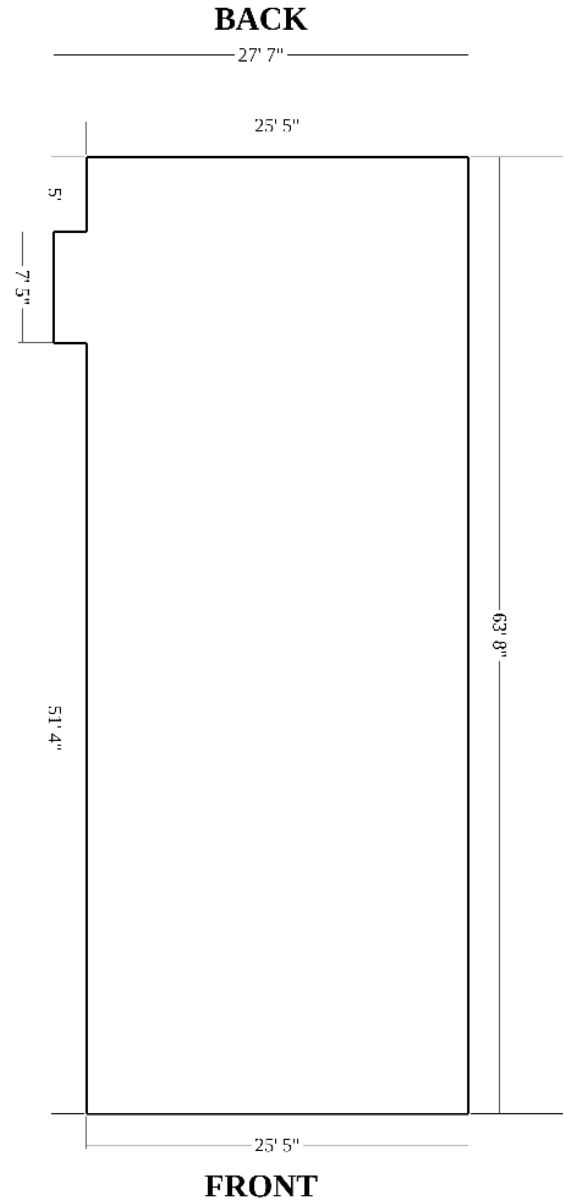
**Example Waste Factor Calculations**

	Zero Waste	+5%	+10%	+15%	+20%
<b>Area</b>	3317 ft <sup>2</sup>	3483 ft <sup>2</sup>	3649 ft <sup>2</sup>	3815 ft <sup>2</sup>	3980 ft <sup>2</sup>
<b>Squares</b>	33⅓	35	36⅔	38⅓	40

The table above provides the total roof area of a given property using waste percentages as noted. Please consider that area values and specific waste factors can be influenced by the size and complexity of the property, captured image quality, specific roofing techniques, and your own level of expertise. Additional square footage for Hip, Ridge, and Starter shingles are not included in this waste factor and will require additional materials. This table is only intended to make common waste calculations easier and should not be interpreted as recommendations.

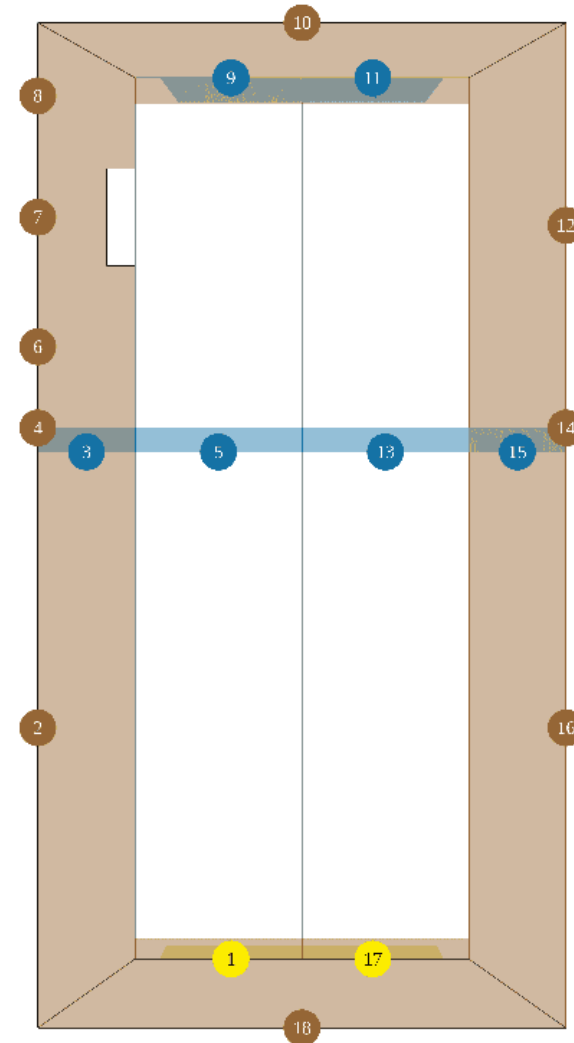


Number of Stories: 1  
Footprint Perimeter: 182' 7"  
Footprint Area: 1636 ft<sup>2</sup>



Soffit Summary

Depth	Type	Count	Total Length	Total Area
6" - 12"	rakes	2	22' 10"	22 ft <sup>2</sup>
18" - 24"	rakes	6	64' 8"	116 ft <sup>2</sup>
> 48"	eaves	10	204' 2"	1449 ft <sup>2</sup>
<b>Totals</b>			<b>291' 7"</b>	<b>1586 ft<sup>2</sup></b>



Soffit Breakdown

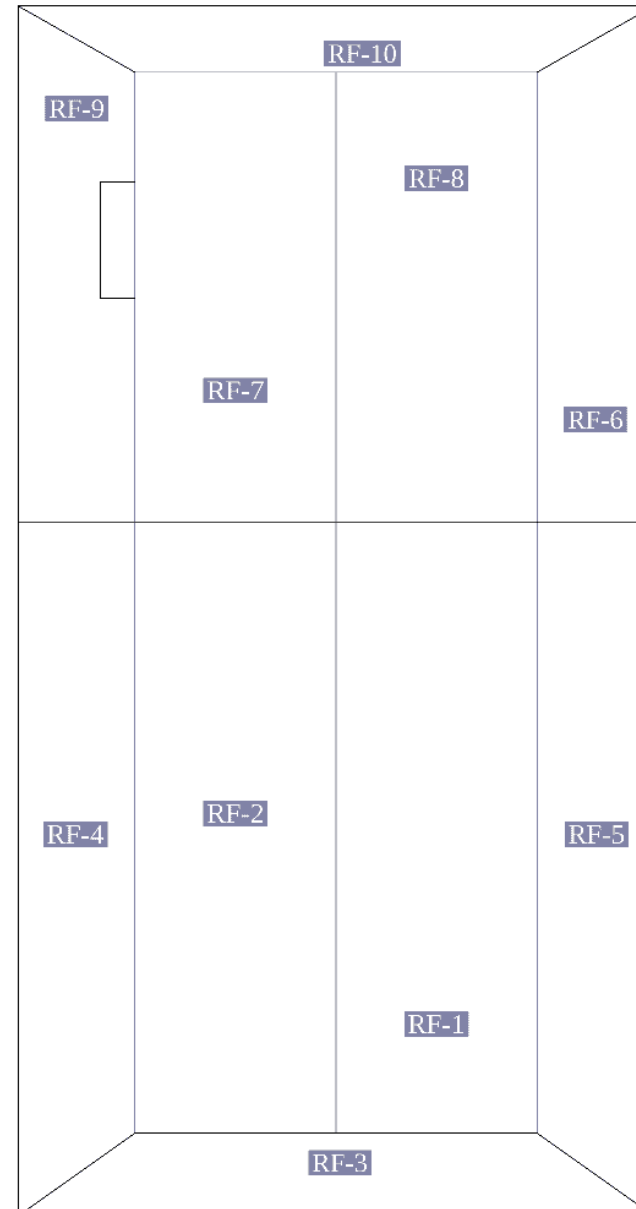
num	Type	Depth	Length	Area	Pitch
1	rake	12"	11' 5"	11 ft <sup>2</sup>	4 / 12
2	eave	89"	45' 9"	339 ft <sup>2</sup>	1 / 12
3	rake	22"	7' 6"	14 ft <sup>2</sup>	2 / 12
4	eave	56"	-	0 ft <sup>2</sup>	2 / 12
5	rake	22"	13' 5"	25 ft <sup>2</sup>	4 / 12
6	eave	89"	12' 4"	92 ft <sup>2</sup>	2 / 12
7	eave	63"	7' 5"	39 ft <sup>2</sup>	2 / 12
8	eave	89"	11' 2"	82 ft <sup>2</sup>	2 / 12
9	rake	22"	11' 5"	20 ft <sup>2</sup>	4 / 12
10	eave	74"	25' 5"	156 ft <sup>2</sup>	2 / 12
11	rake	22"	11' 5"	20 ft <sup>2</sup>	4 / 12
12	eave	89"	30' 11"	229 ft <sup>2</sup>	2 / 12
13	rake	22"	13' 5"	25 ft <sup>2</sup>	4 / 12
14	eave	56"	-	0 ft <sup>2</sup>	2 / 12
15	rake	22"	7' 6"	14 ft <sup>2</sup>	2 / 12
16	eave	89"	45' 9"	339 ft <sup>2</sup>	1 / 12
17	rake	12"	11' 5"	11 ft <sup>2</sup>	4 / 12
18	eave	82"	25' 5"	173 ft <sup>2</sup>	1 / 12

⌀ Feature is too small to label on the plan diagram

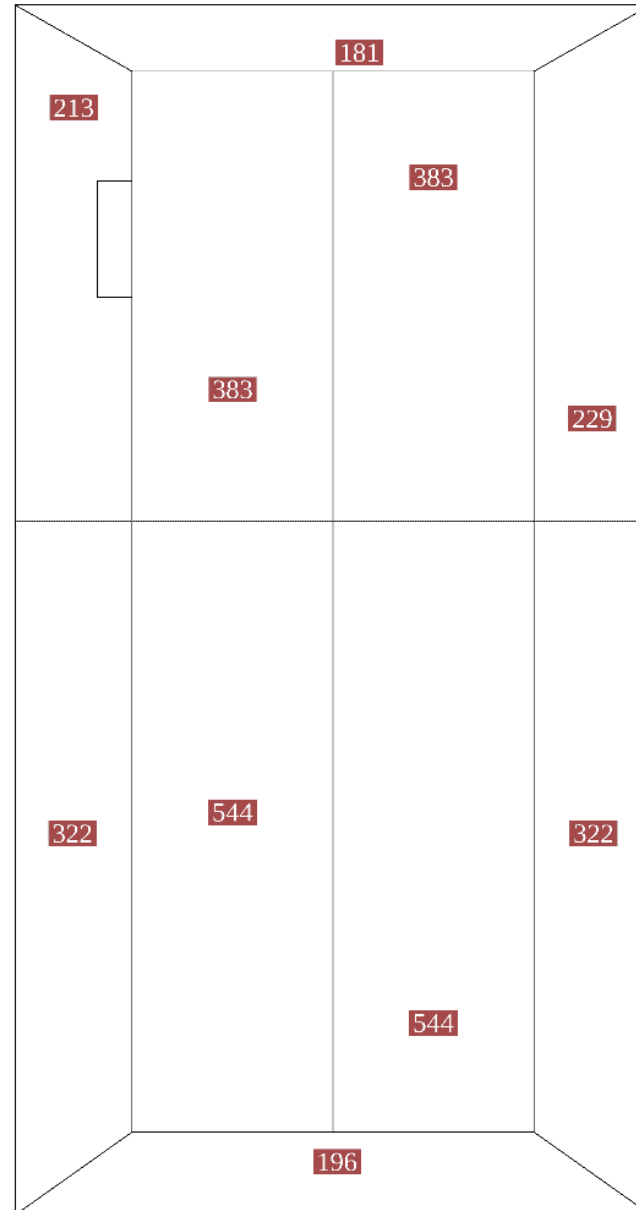


Roof Facets

Facet	Area	Pitch
RF-1	544 ft <sup>2</sup>	4/12
RF-2	544 ft <sup>2</sup>	4/12
RF-3	196 ft <sup>2</sup>	1/12
RF-4	322 ft <sup>2</sup>	1/12
RF-5	322 ft <sup>2</sup>	1/12
RF-6	229 ft <sup>2</sup>	2/12
RF-7	383 ft <sup>2</sup>	4/12
RF-8	383 ft <sup>2</sup>	4/12
RF-9	213 ft <sup>2</sup>	2/12
RF-10	181 ft <sup>2</sup>	2/12



Roof	Facets	Total
Total	10	3317 ft <sup>2</sup>



Roof Pitch	Area	Percentage
4 / 12	1854 ft <sup>2</sup>	55.89%
1 / 12	840 ft <sup>2</sup>	25.32%
2 / 12	623 ft <sup>2</sup>	18.78%

