
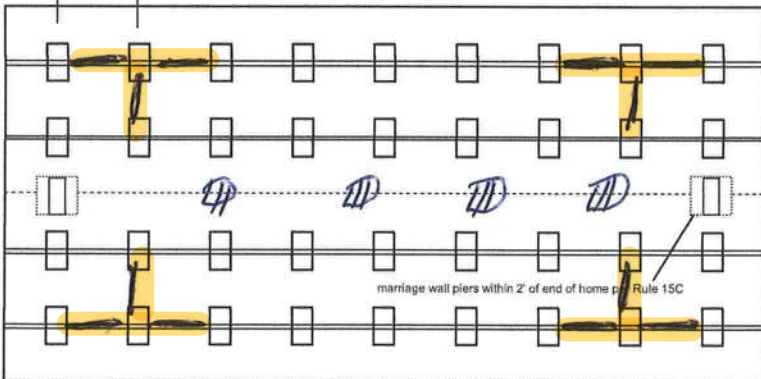
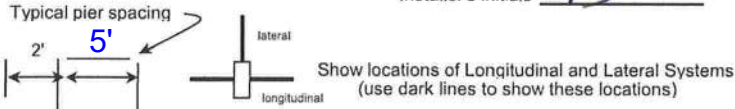


# Mobile Home Permit Worksheet

Installer: Robert Sheppard License # IH1025386  
 Address of home being installed \_\_\_\_\_  
 Manufacturer Champion Length x width 28x48

**NOTE:** if home is a single wide fill out one half of the blocking plan  
 if home is a triple or quad wide sketch in remainder of home  
 I understand Lateral Arm Systems cannot be used on any home (new or used)  
 where the sidewall ties exceed 5 ft 4 in.

Installer's initials RS



Anthony Islam

09-26-2022

Application Number: \_\_\_\_\_ Date: \_\_\_\_\_

New Home  Used Home   
 Home installed to the Manufacturer's Installation Manual Home is installed in accordance with Rule 15-C   
 Single wide  Wind Zone II  Wind Zone III   
 Double wide  Installation Decal # 49873  
 Triple/Quad  Serial # \_\_\_\_\_

### PIER SPACING TABLE FOR USED HOMES

Load bearing capacity	Footer size (sq in)	16" x 16" (256)	18 1/2" x 18 1/2" (342)	20" x 20" (400)	22" x 22" (484)*	24" X 24" (576)*	26" x 26" (676)
1000 psf		3'	4'	5'	6'	7'	8'
1500 psf		4' 6"	6'	7'	8'	8'	8'
2000 psf		6'	8'	8'	8'	8'	8'
2500 psf		7' 6"	8'	8'	8'	8'	8'
3000 psf		8'	8'	8'	8'	8'	8'
3500 psf		8'	8'	8'	8'	8'	8'

\* interpolated from Rule 15C-1 pier spacing table.

### PIER PAD SIZES

I-beam pier pad size 17x25  
 Perimeter pier pad size 16x16  
 Other pier pad sizes (required by the mfg.) 17x25

Draw the approximate locations of marriage wall openings 4 foot or greater. Use this symbol to show the piers.

List all marriage wall openings greater than 4 foot and their pier pad sizes below.

Opening	Pier pad size
_____	_____
_____	_____
_____	_____

### TIEDOWN COMPONENTS

Longitudinal Stabilizing Device (LSD)  
 Manufacturer \_\_\_\_\_  
 Longitudinal Stabilizing Device w/ Lateral Arms  
 Manufacturer Oliver 1101V

### POPULAR PAD SIZES

Pad Size	Sq In
16 x 16	256
16 x 18	288
18.5 x 18.5	342
16 x 22.5	360
17 x 22	374
13 1/4 x 26 1/4	348
20 x 20	400
17 3/16 x 25 3/16	441
17 1/2 x 25 1/2	446
24 x 24	576
26 x 26	676

### ANCHORS

4 ft  5 ft

### FRAME TIES

within 2' of end of home spaced at 5' 4" oc

### OTHER TIES

	Number
Sidewall	<u>27</u>
Longitudinal	<u>4</u>
Marriage wall	<u>0</u>
Shearwall	<u>4</u>

**Mobile Home Permit Worksheet**

Application Number: \_\_\_\_\_ Date: \_\_\_\_\_

**POCKET PENETROMETER TEST**

The pocket penetrometer tests are rounded down to 1500 psf or check here to declare 1000 lb. soil \_\_\_\_\_ without testing.

x 1500 x 1600 x 1600

**POCKET PENETROMETER TESTING METHOD**

1. Test the perimeter of the home at 6 locations.
2. Take the reading at the depth of the footer.
3. Using 500 lb. increments, take the lowest reading and round down to that increment.

x 1500 x 1600 x 1700

**TORQUE PROBE TEST**

The results of the torque probe test is 295 inch pounds or check here if you are declaring 5' anchors without testing \_\_\_\_\_. A test showing 275 inch pounds or less will require 5 foot anchors.

**Note:** A state approved lateral arm system is being used and 4 ft. anchors are allowed at the sidewall locations. I understand 5 ft anchors are required at all centerline tie points where the torque test reading is 275 or less and where the mobile home manufacturer may require anchors with 4000 lb holding capacity.

RS Installer's initials

**ALL TESTS MUST BE PERFORMED BY A LICENSED INSTALLER**

Installer Name Robert Sheppard  
Date Tested 9-14-22



**Electrical**

Connect electrical conductors between multi-wide units, but not to the main power source. This includes the bonding wire between multi-wide units. Pg. 29

**Plumbing**

Connect all sewer drains to an existing sewer tap or septic tank. Pg. 28

Connect all potable water supply piping to an existing water meter, water tap, or other independent water supply systems. Pg. 28

**Site Preparation**

Debris and organic material removed   
Water drainage: Natural \_\_\_\_\_ Swale \_\_\_\_\_ Pad  Other \_\_\_\_\_

**Fastening multi wide units**

Floor: Type Fastener: lags Length: 5 Spacing: 16"  
Walls: Type Fastener: scrows Length: 4 Spacing: 16"  
Roof: Type Fastener: lags Length: 6 Spacing: 16"  
For used homes a min. 30 gauge, 8" wide, galvanized metal strip will be centered over the peak of the roof and fastened with galv. roofing nails at 2" on center on both sides of the centerline.

**Gasket (weatherproofing requirement)**

I understand a properly installed gasket is a requirement of all new and used homes and that condensation, mold, mildew and buckled marriage walls are a result of a poorly installed or no gasket being installed. I understand a strip of tape will not serve as a gasket.

Installer's initials RS

Type gasket Foam Installed:  
Pg. 22 Between Floors Yes   
Between Walls Yes   
Bottom of ridgebeam Yes

**Weatherproofing**

The bottomboard will be repaired and/or taped. Yes  Pg. \_\_\_\_\_  
Siding on units is installed to manufacturer's specifications. Yes   
Fireplace chimney installed so as not to allow intrusion of rain water. Yes

**Miscellaneous**

Skirting to be installed. Yes  No \_\_\_\_\_  
Dryer vent installed outside of skirting. Yes \_\_\_\_\_ N/A   
Range downflow vent installed outside of skirting. Yes \_\_\_\_\_ N/A   
Drain lines supported at 4 foot intervals. Yes   
Electrical crossovers protected. Yes   
Other : \_\_\_\_\_

**Installer verifies all information given with this permit worksheet is accurate and true based on the manufacturer's installation instructions and or Rule 15C-1 & 2**

Installer Signature Robert Sheppard Date 9-14-22



HSNV 81305 (REV. 5/94)

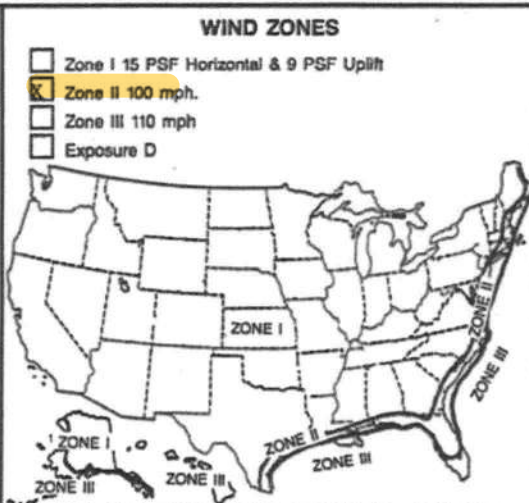
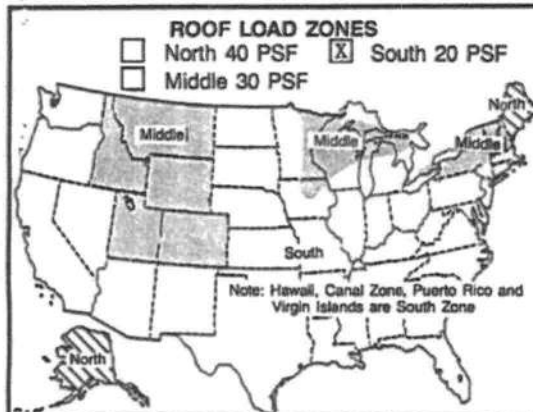
HUD LABEL # FLA 655881-B, FLA 655882-A  
 M.H. ID # 20316AB  
 DATE MANUFACTURED 10/12/98  
 MODEL # FLHMLCB1184 YEAR 19 99  
 MFR. NAME HOMES OF MERIT, INC.  
 ADDRESS P.O. BOX 2097  
LAKE CITY FL 32056  
 City State Zip

**Manufacturer Data Report**

State of Florida  
 Department of Highway Safety and Motor Vehicles  
 Division of Motor Vehicles  
 Neil Kirkman Building, 2900 Apalachee Parkway (Room A 139) Tallahassee, FL 32399-0640

DESIGNATION (State) FL  Single  Double  Triple  
 SIZE 48X11'6" 48X11'6"  
 Unit A Unit B Unit C  
 EXCLUDE HITCH  INCLUDE HITCH

DEALER'S NAME C&G OF LAKE CITY  
 ADDRESS LAKE CITY FL  
 DAPIA NAME HILLBORN, WERNER & CARTER  
 ADDRESS 1627 SOUTH MYRTLE AVENUE  
CLEARWATER FL 33516  
 City State Zip



**HEATING & COOLING DESIGNED CERTIFICATE**

Design Winter Climate Zone  
 This mobile home has been thermally insulated to conform with the requirements of the Federal Manufactured Home Construction and Safety Standards for all locations within climatic:



Equipment	Manufacturer	Model Designation
Clothes Washer.....		
Clothes Dryer.....		
Dishwasher.....	GE	GSD2000202WH
Food Waste.....		
Water Heater.....	STATE	SCV30IHMS960
Smoke Detector.....	FIREX	H
Air Conditioning ( ) BTU/h.		
Comfort Heating ( ) BTU/h.		
Water Pump	GE	JBS27BY3WH

NOTE: See Section 3280.305(c)(2) for areas included in each Wind Zone.

This home has  has not  (checked by manufacturer) been equipped with storm shutters or other protective coverings for windows and exterior door openings. For homes designed to be located in Wind Zones II and III, which have not been provided with shutters or equivalent covering on home, the strong recommendation is to be equipped with these devices in accordance with the method recom-

Manufacturer shall provide "U" factors as designed below.

Walls (without windows & doors).....	"U" = .091
Ceilings & roofs of light color.....	"U" = .046
Ceilings & roofs of dark color.....	"U" = .081
Floors.....	"U" = .081
Air Ducts in floor.....	"U" = .238
Air Ducts in ceiling.....	"U" = .238



HSMV 01305 (REV. 5/94)

### Manufacturer Data Report

HUD LABEL # FLA 655881-B, FLA 655882-A  
 M.H. ID # 20316AB  
 DATE MANUFACTURED 10/12/98  
 MODEL # FLHMLCB1184 YEAR 19 99  
 MFR. NAME HOMES OF MERIT, INC.  
 ADDRESS P.O. BOX 2097  
LAKE CITY FL 32056  
City State Zip

State of Florida  
 Department of Highway Safety and Motor Vehicles  
 Division of Motor Vehicles

Neil Kirkman Building, 2500 Apalachee Parkway (Room A 139) Tallahassee, FL 32399-0940

DESIGNATION (State) FL  Single  Double  Triple  
 SIZE 48X11'6" 48X11'6"  
Unit A Unit B Unit C  
 EXCLUDE HITCH  INCLUDE HITCH

DEALER'S NAME C&G OF LAKE CITY  
 ADDRESS LAKE CITY FL  
City State Zip  
 DAFIA NAME HILLBORN, WERNER & CARTER  
 ADDRESS 1627 SOUTH MYRTLE AVENUE  
CLEARWATER FL 33516  
City State Zip

**ROOF LOAD ZONES**

North 40 PSF  South 20 PSF  
 Middle 30 PSF

Note: Hawaii, Canal Zone, Puerto Rico and Virgin Islands are South Zone

Equipment	Manufacturer	Model Designation
Clothes Washer.....		
Clothes Dryer.....		
Dishwasher.....	GE	GSD2000202WH
Food Waste.....		
Water Heater.....	STATE	SCV30IHMS96
Smoke Detector.....	PIREX	H
Air Conditioning ( ) BTU/hr.		
Comfort Heating ( ) BTU/hr.		
Outdoor Range	GE	JBS27BY3WH

**WIND ZONES**

Zone I 15 PSF Horizontal & 9 PSF Up/ft  
 Zone II 100 mph.  
 Zone III 110 mph  
 Exposure D

NOTE: See Section 3200.305(c)(2) for areas included in each Wind Zone.

This home has  has not  (checked by manufacturer) been equipped with storm shutters or other protective coverings for windows and exterior door openings. For homes designed to be located in Wind Zones II and III, which have not been provided with shutters or equivalent covering devices, the energy recommendations shall not apply. Homes designed to be equipped with these devices in accordance with the method recom-

**HEATING & COOLING DESIGNED CERTIFICATE**

Design Winter Climate Zone  
 This mobile home has been thermally insulated to conform with the requirements of the Federal Manufactured Home Construction and Safety Standards for all locations within climatic:

ZONE I  ZONE II  ZONE III

Manufacturer shall provide "U" factors as designed below.

Walls (without windows & doors).....	"U" = .091
Ceilings & roofs of light color.....	"U" = .046
Ceilings & roofs of dark color.....	"U" = .081
Floors.....	"U" = .081
Air Ducts in floor.....	"U" = .081
Air Ducts in ceiling.....	"U" = .238