




- NEW SIGNS TO BE INSTALLED**
- A** 3'-0" TRC
- EXISTING SIGNS TO REMAIN UNCHANGED**
- B** EXISTING 2'-0" CPU PANEL
 - C** EXISTING 4'-0" THD CHANNEL LETTERS
 - D** EXISTING LANDSCAPE SUPPLY VINYL
 - P1** EXISTING PYLON
 - P2** EXISTING PYLON
 - P3** EXISTING PYLON

THE HOME DEPOT #6864 - 215 SW HOME DEPOT DR, LAKE CITY, FL 32025 - SITE PLAN

THIS DRAWING IS FOR CONCEPTUAL PURPOSES ONLY. DUE TO CONSTRUCTION CONSTRAINTS, SIZES AND OR LAYOUTS MAY CHANGE SLIGHTLY.

ID. ASSOCIATES
BRINGING THE WORLD'S BRANDS TO LIFE
1771 INDUSTRIAL ROAD • DOTHAN, ALABAMA • 36303
PH (888) 303-5534 • FAX (334) 836-1401
www.idassociatesinc.com

CLIENT:	THE HOME DEPOT	STORE NO.:	6864	REV.:		REV.:		REV.:	
LOCATION:	LAKE CITY, FL 215 SW HOME DEPOT DR LAKE CITY, FL 32025	DATE:	11/22/22	REV.:		REV.:		REV.:	
ACCOUNT REP.:	R. BOUTWELL	DRAWN BY.:	PNS	REV.:		REV.:		REV.:	
DRAWING NO.:	THE HOME DEPOT-LAKE CITY, FL #6864-TRC			REV.:		REV.:		REV.:	
								EXHIBIT APPROVED BY:	



Christian Langley
Florida PE #67382
Cert of Auth #31124

1200 N Federal Hwy #200
Boca Raton, FL 33432
1-888-371-3113

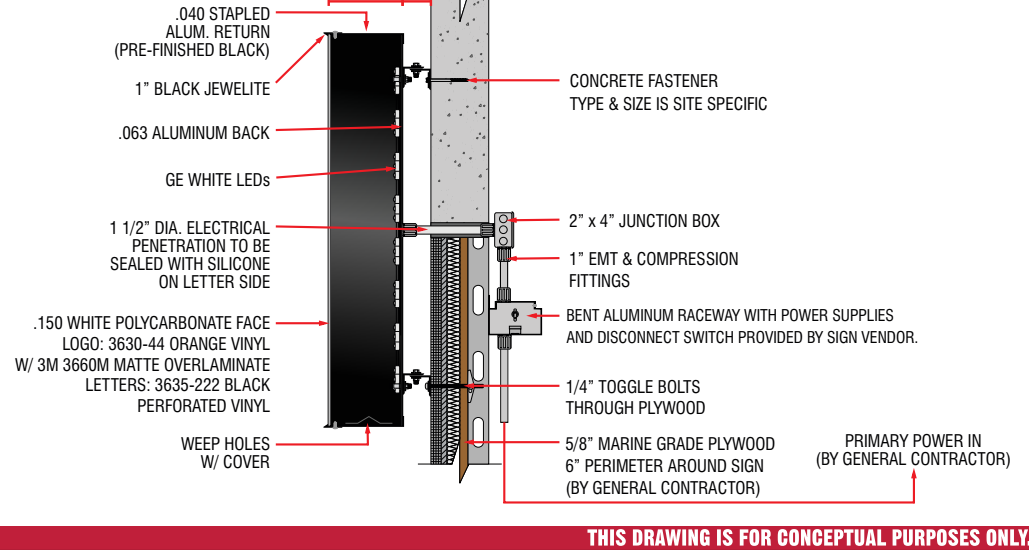
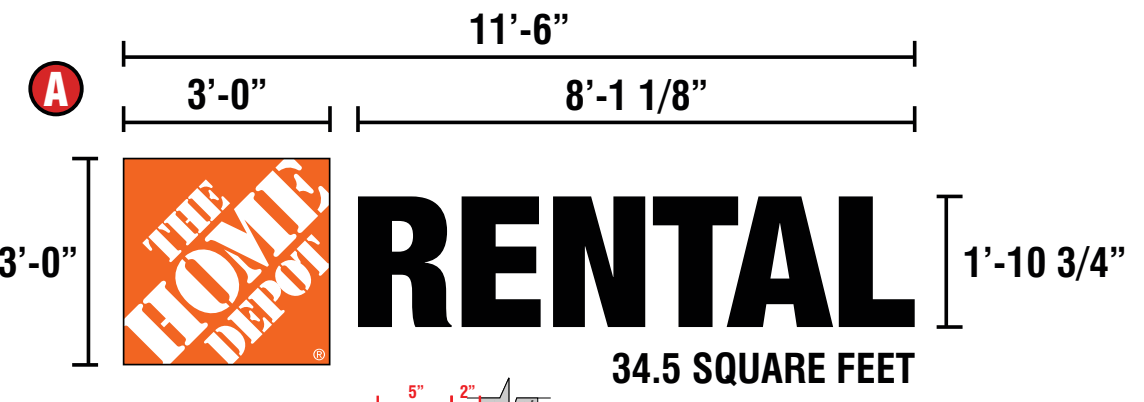
ASCE 7-16 • V=130 mph • Exposure 'C' • Risk Category 2 Struct. • Sign Height = 30 ft max • Wall components & cladding:
WIND LOADS: • ASD Load Coeff = 0.6 • Kzt=1.0, Kd=0.85, G=0.85 • Zone 4: ± 23.8 psf • Zone 5: ± 30.3 psf

This document has been digitally signed and sealed by Christian Langley, PE on the date noted in this digital signature. Printed copies of this document are not considered signed & sealed, & the signature must be verified on any electronic copies.
Serial: 44 49 85 53 22 180 30 00 22 180 96 67

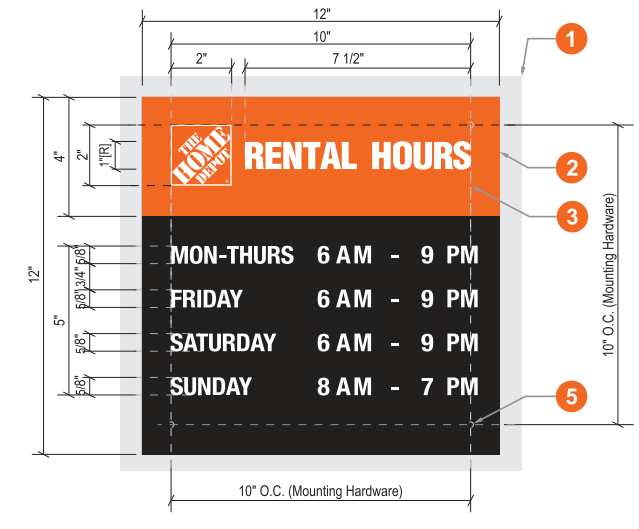
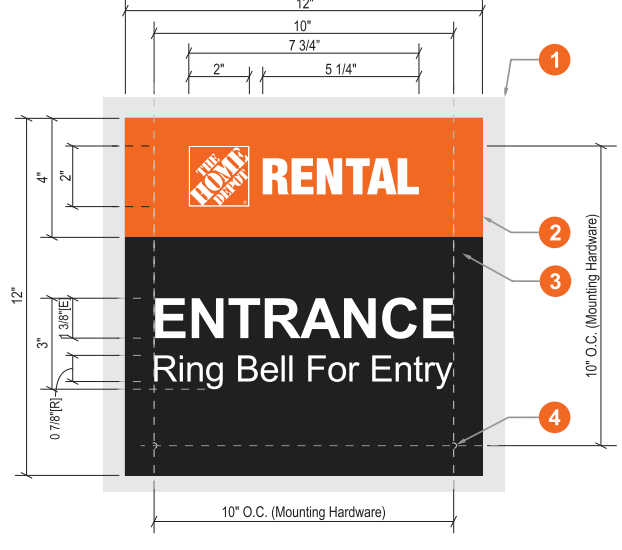
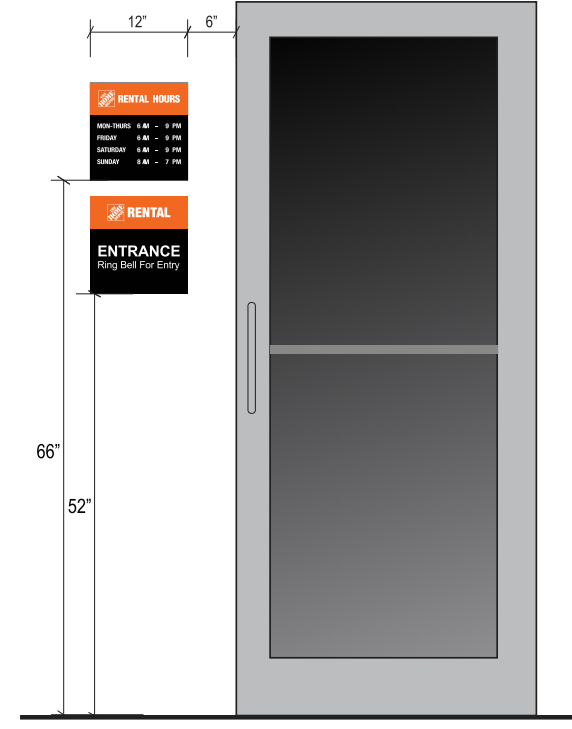
Digitally signed by Christian Langley
Date: 2023.06.16 13:30:21 -04'00'

General • Design in accordance with the requirements of the Fla Bldg Code 7th Ed (2020) for use within & outside the High Velocity Hurricane Zone (HVHZ). • This engineering certifies only the structural integrity of those systems, components, and/or other construction explicitly specified herein. • Electrical notes, details, & specifications are provided by and are the sole responsibility of the electrical contractor. No electrical review has been performed and no certification of such is intended. • Structural design meets requirements of ACI 318-14, AISC 360-16, ADM1-15, & NDS-18, as applicable. • Steel components shall be coated, painted, or otherwise protected against corrosion per FBC Sec 2203.2/2222.6. • Alum components in contact with steel or embedded in concrete shall be painted or protected as prescribed in ADM1-15(1a), or plastic/neoprene spacers provided. • All exposed fasteners shall be S.S. or have a protective coating for corrosion protection. • All welding shall comply with AWS requirements. • Steel welds: E70xx electrodes. • Aluminum welds: 4043 filler alloy. • Alum extrusions: 6063-T6 or stronger, U.N.C.

NEW TRC SIGN & PLACARDS




LOCATION OF DOOR TO BE DETERMINED



- Specifications:**
1. Facade: Concrete / Metal
 2. ACM Steel panel w/ applied digital print graphics including standard hours.
 3. First surface applied digital printed graphics:
 - 3M-3630-44 Orange
 - 3M-7725-12 Black
 with applied 3M 3660m Matt Clear Overlay
 4. Additional Hours / Numbers are magnetic.
 5. Mounting Hardware: Stud mounted with 3/16" studs

THIS DRAWING IS FOR CONCEPTUAL PURPOSES ONLY. DUE TO CONSTRUCTION CONSTRAINTS, SIZES AND OR LAYOUTS MAY CHANGE SLIGHTLY.

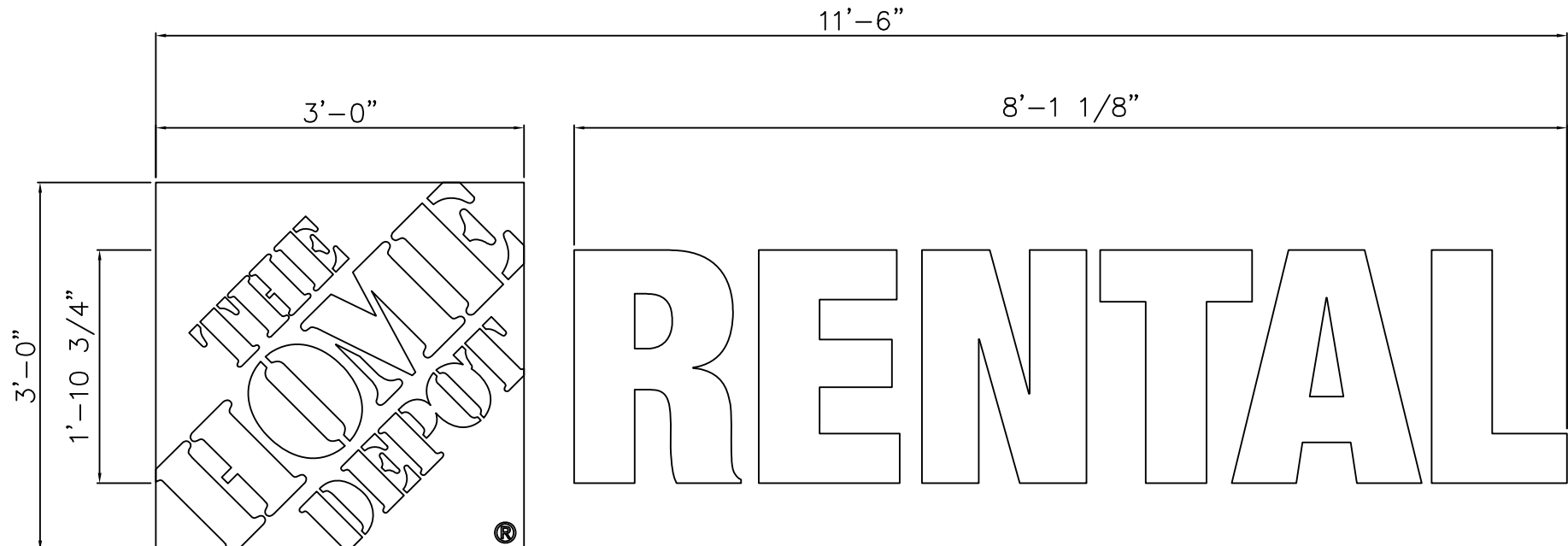
<p>BRINGING THE WORLD'S BRANDS TO LIFE</p> <p>1771 INDUSTRIAL ROAD • DOTHAN, ALABAMA • 36303 PH (888) 303-5534 • FAX (334) 836-1401 www.idassociatesinc.com</p>	CLIENT: THE HOME DEPOT	STORE NO.: 6864	REV.:	REV.:	REV.:	REV.:
	LOCATION: LAKE CITY, FL 215 SW HOME DEPOT DR LAKE CITY, FL 32025	DATE: 11/22/22	REV.:	REV.:	REV.:	REV.:
	ACCOUNT REP: R. BOUTWELL	DRAWN BY: PNS	REV.:	REV.:	REV.:	REV.:
	DRAWING NO.: THE HOME DEPOT-LAKE CITY, FL #6864-TRC	REV.:	REV.:	REV.:	REV.:	REV.:
EXHIBIT APPROVED BY:						
ASCE 7-16 • V=130 mph • Risk Category 2 Struct. • Sign Height = 30 ft max • Wall components & cladding: • ASD Load Coeff = 0.6 • Exposure 'C' • Zone 4: ± 23.8 psf • Zone 5: ± 30.3 psf						



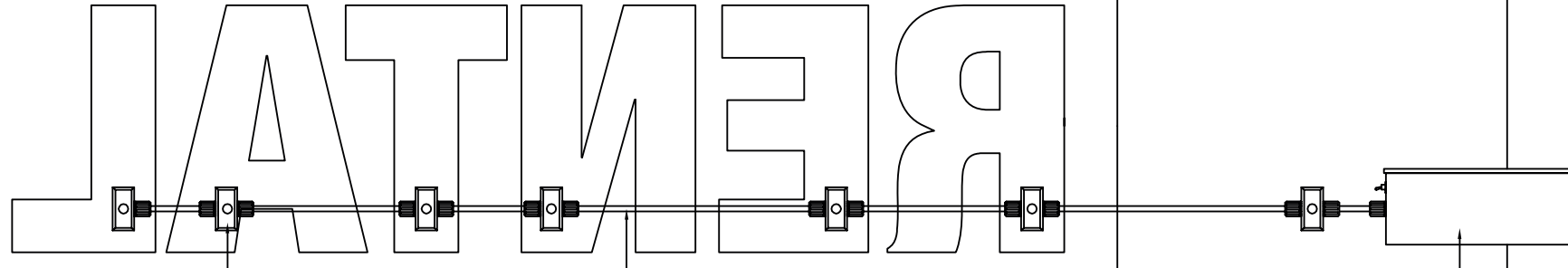
Christian Langley
Florida PE #67382
Cert of Auth #31124

1200 N Federal Hwy #200
Boca Raton, FL 33432
1-888-371-3113

General • Design is in accordance with the requirements of the Fla Bldg Code 7th Ed (2020) for use within & outside the High Velocity Hurricane Zone (HVHZ). • This engineering certifies only the structural integrity of those systems, components, and/or other construction explicitly specified herein. • Electrical notes, details, & specifications are provided by and are the sole responsibility of the electrical contractor. No electrical review has been performed and no certification of such is intended. • Structural design meets requirements of ACI 318-14, AISI 360-16, ADM1-15, & NDS-18, as applicable. • Steel components shall be coated, painted, or otherwise protected against corrosion per FBC Sec 2203.2/2222.6. • Alum components in contact with steel or embedded in concrete shall be painted or protected as prescribed in ADM1-15(1a), or plastic/neoprene spacers provided. • All exposed fasteners shall be S.S. or have a protective coating for corrosion protection. • All welding shall comply with AWS requirements. • Steel welds: E70xx electrodes. • Aluminum welds: 4043 filler alloy. • Alum extrusions: 6063-T6 or stronger, U.N.O.



FRONT VIEW



BACK VIEW

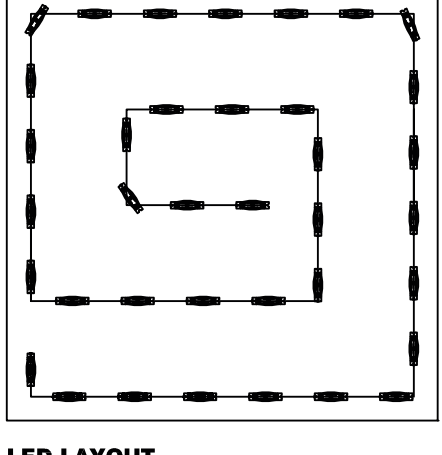
2" X 4" WATERTITE BOX & LID

1/2" CARFLEX & CONNECTORS

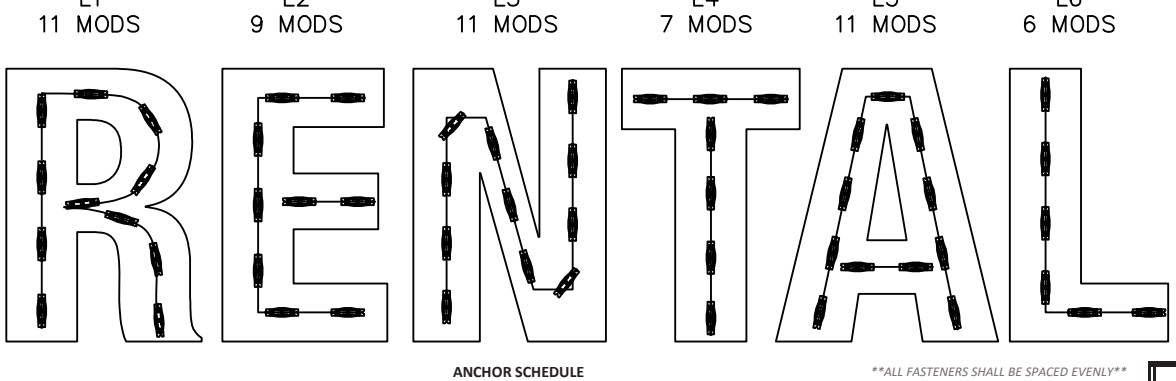
TRANSFORMER BOX W/ LID & TOGGLE SWITCH

UL DISCONNECT SWITCH PER NEC 600.6- REQUIRED PER SIGN COMPONENT BEFORE LEAVING MANUFACTURER

LOGO
37 MODS



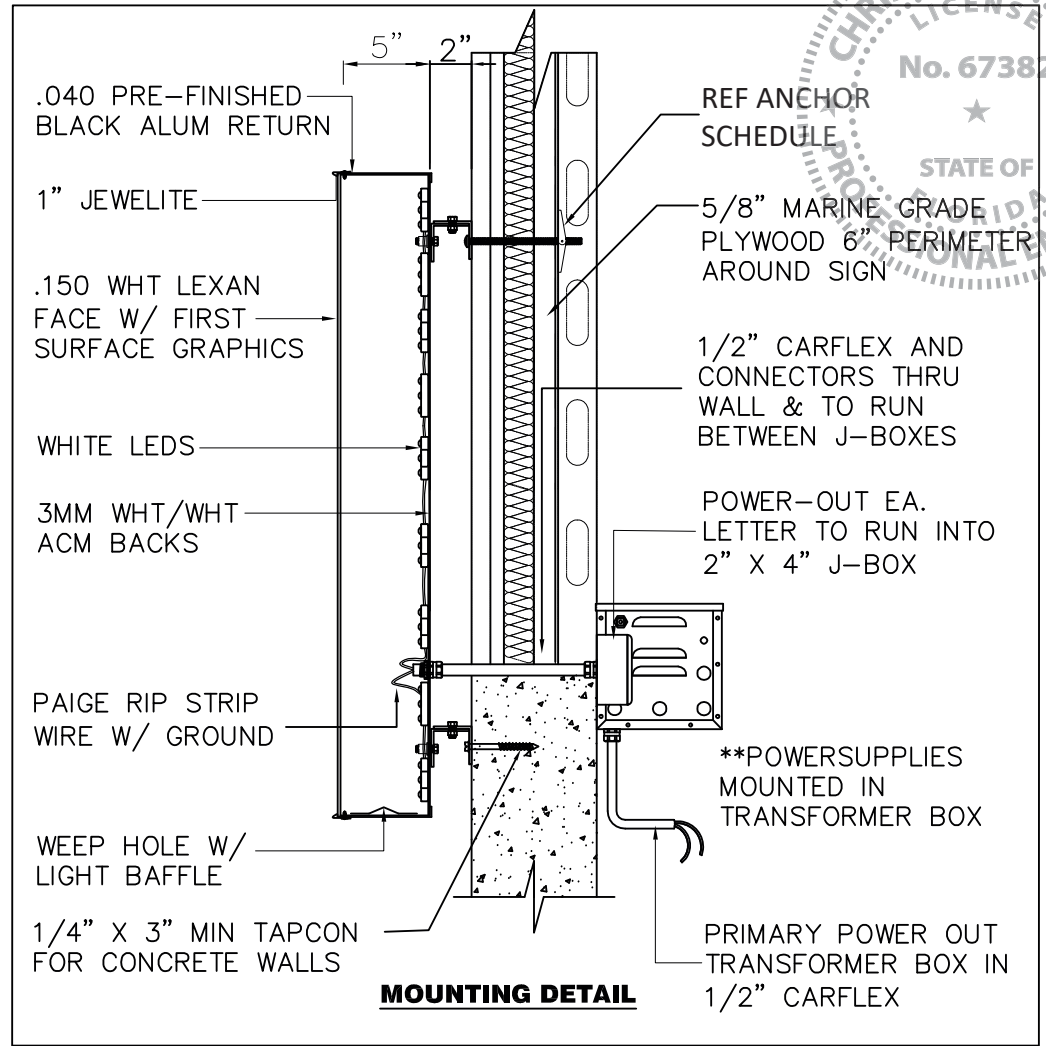
LED LAYOUT



ANCHOR SCHEDULE **ALL FASTENERS SHALL BE SPACED EVENLY**

WALL MATERIAL	ANCHOR TYPE	QTY or SPACING
CONCRETE (3ksi) or HOLLOW MASONRY	1/4" THREADED RODS WITH MIN 2" EMBED IN ADHESIVE	--NOT APPLICABLE--
	1/4" TAPCONS (OR EQUIV) WITH 1.75" EMBED	MIN (3) PER LETTER
	1/4" EXPANSION ANCHORS WITH 2.5" EMBED	MIN (3) PER LETTER
1/2" PLYWOOD (NO ACCESS BEHIND)	1/4" TOGGLE BOLTS	MIN (3) PER LETTER
	1/4" WOOD SCREWS, FULL EMBED	MIN (3) PER LETTER
METAL STUDS / PANELS	#14 METAL SCREWS TO MIN 18ga STEEL OR 0.090" ALUM	MIN (3) PER LETTER
HOLLOW WALL + BLOCKING	1/4" THRU BOLTS OR LAGS TO SOLID BLOCKING BEHIND	MIN (3) PER LETTER

AT LOGO, USE ANY ANCHOR OPTION SHOWN: MIN (4) TOTAL

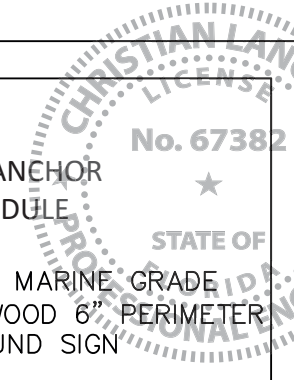


MOUNTING DETAIL

NOTES
 3'-0" X 3'-0" X 5" DP. "THD" LOGO W/ 1'-10 3/4" X 8'-1 1/8" X 5" DP. CHANNEL LETTERS
 .040 ALUM RETURNS
 3MM WHT/WHT ACM BACKS
 FACES TO BE .150 WHITE LEXAN W/ FIRST SURFACE VINYL GRAPHICS
 REMOTE MOUNTED USING 2" CLIPS ON EA. LETTER & LOGO
 INTERNALLY ILLUMINATED USING WHITE LEDS
COLORS
 RETURN/JEWELITE- PRE-FINISHED BLACK
 LOGO FACE- 3M 3630-44 ORANGE VINYL W/ WEEDED OUT COPY
 LETTER FACE- 3M 3635-222 DUAL COLOR VINYL
ELECTRICAL
 (92) TOTAL MODS OF GEMX71-W1 WHITE LEDS
 (1) GEPS12-60U-NA POWER SUPPLIES
 0.65 MAX AMPS
 (1) 15 AMP DISCONNECT SWITCH ON TRANSFORMER BOX

ID. ASSOCIATES <small>REINFORCING THE WORLD'S BRANDS TO LIVE</small> 1771 INDUSTRIAL RD. DOTHAN, AL 36303 PHONE: (334) 836-1400 FAX: (334) 836-1401	CUSTOMER: THE HOME DEPOT		
	LOCATION: 215 SW HOME DEPOT DR LAKE CITY, FL 32025		
Date: 9/26/18 Revised: 3/4/21 POWER AT BOTTOM Revised: 8/20/21 ADD SWITCH NOTE Revised:	BY: RES MRJ RES	ACCOUNT MANAGER: HOLDERFIELD SCALE: 3/4" = 1'-0" APPROVED BY: 	ESTIMATED WEIGHT: WIND LOAD: APPROVED DATE: ITEM NUMBER: THD-36-RENTAL-CL

General • Design is in accordance with the requirements of the Fla Bldg Code 7th Ed (2020) for use within & outside the High Velocity Hurricane Zone (HVHZ). • This engineering certifies only the structural integrity of those systems, components, and/or other construction explicitly specified herein. • Electrical notes, details, & specifications are provided by and are the sole responsibility of the electrical contractor. No electrical review has been performed and no certification of such is intended. • Structural design meets requirements of ACI 318-14, AISC 360-16, ADM1-15, & NDS-18, as applicable. • Steel components shall be coated, painted, or otherwise protected against corrosion per FBC Sec 2203.2/2222.6. • Alum components in contact with steel or embedded in concrete shall be painted or protected as prescribed in ADM1-15(1a), or plastic/neoprene spacers provided. • All exposed fasteners shall be S.S. or have a protective coating for corrosion protection. • All welding shall comply with AWS requirements. • Steel welds: E70xx electrodes. • Aluminum welds: 4043 filler alloy. • Alum extrusions: 6063-T6 or stronger, UN.C.



Christian Langley
 No. 67382
 JUN 16 2023
 STATE OF FLORIDA
 PROFESSIONAL ENGINEER
 ENGINEER'S SIGNATURE
 Florida PE #67382
 Cert of Auth #31124
 1200 N Federal Hwy #200
 Boca Raton, FL 33432
 1-888-371-3113
 Wall components & cladding:
 • Sign Height = 30 ft max
 • Kzt = 1.0, Kd = 0.85, G = 0.85
 • Zone 4: ± 23.8 psf
 • Zone 5: ± 30.3 psf
 Risk Category 2 Struct.
 • V = 130 mph
 • ASD Load Coeff = 0.6
 Exposure 'C'
 ASCE 7-16