











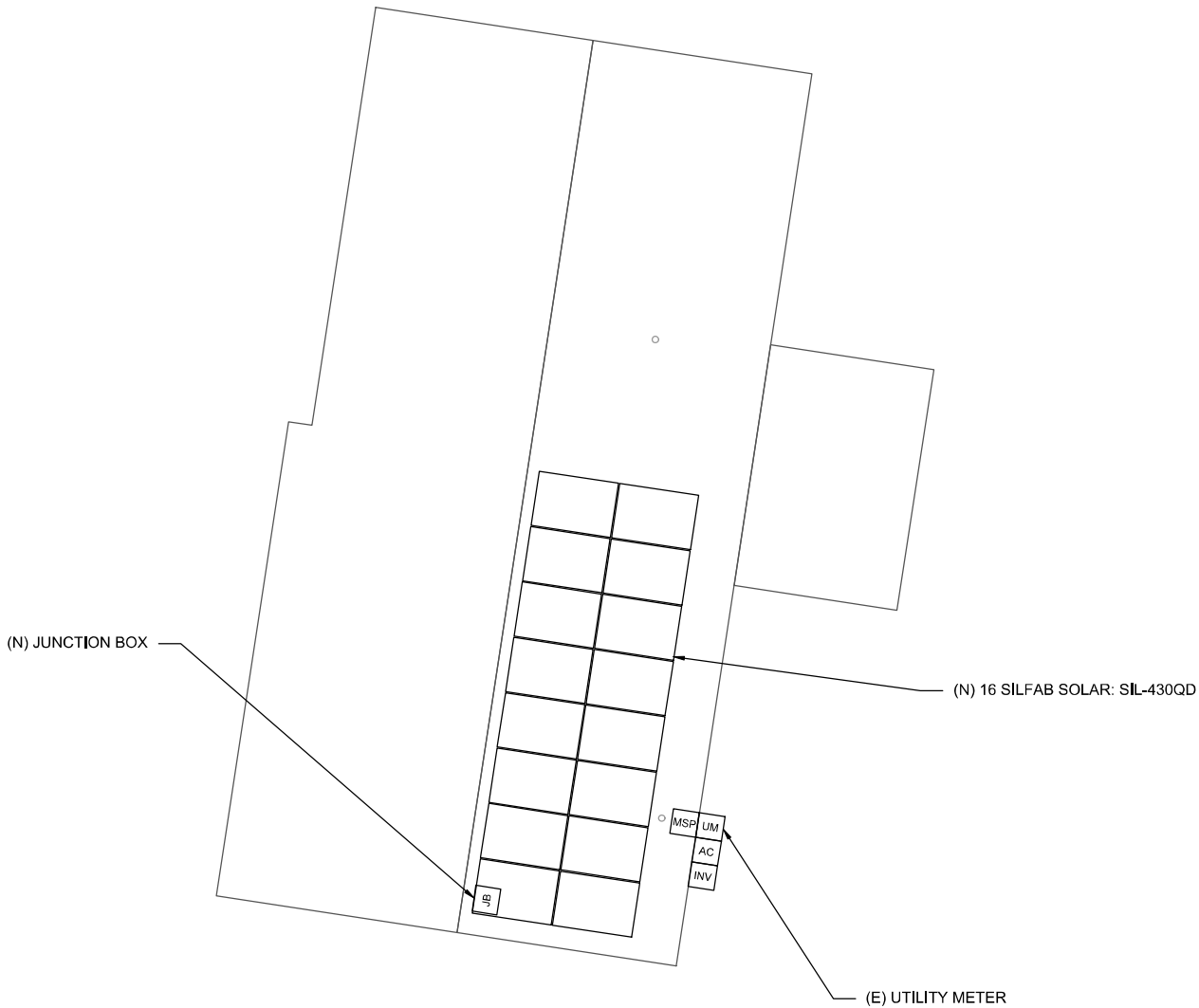
LEGEND:

-  CHIMNEY
-  PIPE VENT
-  MODULES
-  CONDUIT
-  SETBACK
-  AC DISCONNECT
-  UTILITY METER
-  JUNCTION BOX
-  INVERTER
-  MAIN SERVICE PANEL

PV SYSTEM
6.880 kW-DC
5.000 kW-AC

THIS SYSTEM DESIGNED WITH:
WIND SPEED: 119
WIND EXPOSURE: C
SNOW LOAD: 0

TOTAL ROOF AREA: 2151.24 SQ FT
TOTAL ARRAY AREA: 335.82 SQ FT
ARRAY COVERAGE: 15.61%
SYSTEM DISTRIBUTED WEIGHT: 2.71 LBS
PROTEA POINT-LOAD: 13.23 LBS



(N) JUNCTION BOX

(N) 16 SILFAB SOLAR: SIL-430QD

(E) UTILITY METER

NOTES:

1. EMT CONDUIT ATTACHED TO THE ROOF USING CONDUIT MOUNTS
2. ATTACHED CLAMPS AT 25% FROM THE EDGE AND 50% FROM THE CENTER OF THE MODULES
3. JUNCTION BOX IS MOUNTED TO THE RAIL.



This item has been digitally signed and sealed by Taqi Khawaja, PE on 09/20/2024 using a Digital Signature. Printed copies of this document are not considered signed and sealed and the signatures must be verified on any electronic copies.

ROOF AREA: 2151.24 SQ FT

CLIENT:
MICHAEL SCHLINK
485 SOUTHEAST COUNTRY CLUB ROAD,
LAKE CITY, FL 32025
AHI: COUNTY OF COLUMBIA
UTILITY: FPL - FLORIDA POWER & LIGHT
METER: ACD5917
*PHONE:
FINANCE: OTHER

SYSTEM:
SYSTEM SIZE (DC): 16 X 430 = 6,880 kW
SYSTEM SIZE (AC): 5,000 kW @ 240V
MODULES: 16 X SILFAB SOLAR: SIL-430QD
OPTIMIZERS: 16 X SOLAREEDGE S440
INVERTER: SOLAREEDGE SE5000H4USRGM (S1)

REVISIONS		
NO.	REVISED BY	DATE
1	C.H.	9/19/2024
-	-	-
-	-	-



FREEDOM FOREVER LLC
2619 CONSULATE DR SUITE 800, ORLANDO,
FL 32819
Tel: (800) 385-1075
GREG ALBRIGHT

CONTRACTOR LICENSE:
CERTIFIED ELECTRICAL CONTRACTOR
EC13008056

ROOF PLAN WITH MODULES LAYOUT

JOB NO:	DATE:	DESIGNED BY:	SHEET:
496653	9/19/2024	C.H.	PV-2A



ROOF PLAN
SCALE: 1/8" = 1'-0"

1