

4/4

As required by Florida Statute 553.842 and Florida Administrative Code 9B-72, please provide the information and approval numbers on the building components listed below if they will be utilized on the construction project for which you are applying for a building permit. We recommend you contact your local product supplier should you not know the product approval number for any of the applicable listed products. Statewide approved products are listed online @ [www.floridabuilding.org](http://www.floridabuilding.org)

Category/Subcategory	Manufacturer	Product Description	Approval Number(s)
<b>1. EXTERIOR DOORS</b>			
A. SWINGING			
B. SLIDING			
C. SECTIONAL/ROLL UP			
D. OTHER			
<b>2. WINDOWS</b>			
A. SINGLE/DOUBLE HUNG			
B. HORIZONTAL SLIDER			
C. CASEMENT			
D. FIXED			
E. MULLION			
F. SKYLIGHTS			
G. OTHER			
<b>3. PANEL WALL</b>			
A. SIDING			
B. SOFFITS			
C. STOREFRONTS			
D. GLASS BLOCK			
E. OTHER			
<b>4. ROOFING PRODUCTS</b>			
A. ASPHALT SHINGLES	Owens Corning	Asphalt Shingles	PL 10674.1
B. NON-STRUCTURAL METAL			
C. ROOFING TILES			
D. SINGLE PLY ROOF			
E. OTHER			
<b>5. STRUCTURAL COMPONENTS</b>			
A. WOOD CONNECTORS			
B. WOOD ANCHORS			
C. TRUSS PLATES			
D. INSULATION FORMS			
E. LINTELS			
F. OTHERS			
<b>6. NEW EXTERIOR ENVELOPE PRODUCTS</b>			

The products listed below did not demonstrate product approval at plan review. I understand that at the time of inspection of these products, the following information must be available to the inspector on the jobsite; 1) copy of the product approval, 2) performance characteristics which the product was tested and certified to comply with, 3) copy of the applicable manufacturers installation requirements.  
 Further, I understand these products may have to be removed if approval cannot be demonstrated during inspection.

  
 Contractor OR Agent Signature

10.3.23  
 Date

NOTES: \_\_\_\_\_  
 \_\_\_\_\_  
 \_\_\_\_\_



**NEMO|etc.**

Certificate of Authorization #32455  
353 Christian Street, Unit #13  
Oxford, CT 06478  
(203) 262-9245

ENGINEER

EVALUATE

TEST

CONSULT

**EVALUATION REPORT**

**Owens Corning**  
One Owens Corning Parkway  
Toledo, OH 43659  
(740) 404-7829

**Evaluation Report O37940.02.12-R11**  
**FL10674-R16**  
**Date of Issuance: 02/06/2012**  
**Revision 11: 12/11/2020**

**SCOPE:**

This Evaluation Report is issued under **Rule 61G20-3** and the applicable rules and regulations governing the use of construction materials in the State of Florida. The documentation submitted has been reviewed by Robert Nieminen, P.E. for use of the product under the Florida Building Code. The product described herein has been evaluated for compliance with the **7<sup>th</sup> Edition (2020) Florida Building Code** sections noted herein.

**DESCRIPTION: Owens Corning Asphalt Roof Shingles**

**LABELING:** Labeling shall be in accordance with the requirements of the Accredited Quality Assurance Agency noted herein and **FBC 1507.2.7.1 / R905.2.6.1**

**CONTINUED COMPLIANCE:** This Evaluation Report is valid until such time as the named product(s) changes, the referenced Quality Assurance or production facility location(s) changes, or Code provisions that relate to the product(s) change. Acceptance of our Evaluation Reports by the named client constitutes agreement to notify NEMO ETC, LLC of any changes to the product(s), the Quality Assurance or the production facility location(s). NEMO ETC, LLC requires a complete review of its Evaluation Report relative to updated Code requirements with each Code Cycle.

**ADVERTISEMENT:** The Florida Product Approval Number (FL#) preceded by the words "NEMO|etc. Evaluated" may be displayed in advertising literature. If any portion of the Evaluation Report is displayed, then it shall be done in its entirety.

**INSPECTION:** Upon request, a copy of this entire Evaluation Report shall be provided to the user by the manufacturer or its distributors and shall be available for inspection at the job site at the request of the Building Official.

This Evaluation Report consists of pages 1 through 10.

**Prepared by:**

**Robert J.M. Nieminen, P.E.**  
Florida Registration No. 59166, Florida DCA ANE1983



The facsimile seal appearing was authorized by Robert Nieminen, P.E. on 12/11/2020. This does not serve as an electronically signed document.

**CERTIFICATION OF INDEPENDENCE:**

1. NEMO ETC, LLC does not have, nor does it intend to acquire or will it acquire, a financial interest in any company manufacturing or distributing products it evaluates.
2. NEMO ETC, LLC is not owned, operated or controlled by any company manufacturing or distributing products it evaluates.
3. Robert Nieminen, P.E. does not have nor will acquire, a financial interest in any company manufacturing or distributing products for which the evaluation reports are being issued.
4. Robert Nieminen, P.E. does not have, nor will acquire, a financial interest in any other entity involved in the approval process of the product.
5. This is a building code evaluation. Neither NEMO ETC, LLC nor Robert Nieminen, P.E. are, in any way, the Designer of Record for any project on which this Evaluation Report, or previous versions thereof, is/was used for permitting or design guidance unless retained specifically for that purpose.

**ROOFING SYSTEMS EVALUATION:**

**1. SCOPE:**

**Product Category:** Roofing  
**Sub-Category:** Asphalt Shingles  
**Compliance Statement:** Owens Corning Asphalt Roof Shingles, as produced by Owens Corning, have demonstrated compliance with the following sections of the 7<sup>th</sup> Edition (2020) Florida Building Code through testing in accordance with the following Standards. Compliance is subject to the Installation Requirements and Limitations / Conditions of Use set forth herein.

**2. STANDARDS:**

Section	Property	Standard	Year
1507.2.4, R905.2.3	Physical Properties	ASTM D1970	2015
1507.2.5, R905.2.4	Material standard	ASTM D3462	2010
1507.2.7.1, R905.2.6.1	Wind Resistance	ASTM D3161	2016
1507.2.7.1, R905.2.6.1	Wind Resistance	ASTM D7158	2019

**3. REFERENCES:**

Entity	Examination	Reference	Date
Owens Corning	Declaration	Equivalency Declaration	08/06/2019
PRI (TST5878)	ASTM D1970	OCF-382-02-01	10/24/2017
UL LLC (CER9626)	Physicals & Wind Resistance	File R2453, Vol. 3	02/15/2007
UL LLC (CER9626)	Physicals & Wind Resistance	20120516-R2453	05/16/2012
UL LLC (TST9628)	Physical Properties	06CA20263	04/18/2006
UL LLC (TST9628)	Wind Resistance	11CA34308	02/18/2012
UL LLC (TST9628)	Physicals & Wind Resistance	4786093137	02/01/2014
UL LLC (TST9628)	Wind Resistance	4786126532	02/10/2014
UL LLC (TST9628)	Physical Properties	Classification letter	02/13/2014
UL LLC (TST9628)	Physical Properties	Classification letter	10/02/2015
PRI (QUA9110)	Quality Control	Service Confirmation	04/05/2020
PRI (QUA9110)	Quality Control	Florida BCIS	Current

**4. PRODUCT DESCRIPTION:**

TABLE 1: ASPHALT SHINGLE COMPONENTS				
Type	Product	Plant(s)	Material Standard	Description
Accessory Starter Strips	Starter Strip Shingle	H-TX, OR	ASTM D3462	starter strips for asphalt roof shingles
	Starter Strip Plus	MN, OR		
	SRS TopShield Starter	MN, OR		
	Starter Shingle Roll	NH	ASTM D1970	mineral-surfaced, fiberglass-reinforced, self-adhering SBS modified bitumen starter
Asphalt Shingles	Supreme <sup>®</sup>	GA, CA, CO, I-TX, NJ, OH, TN, OR, IL	ASTM D3462	fiberglass reinforced 3-tab asphalt roof shingles
	Berkshire <sup>®</sup>	MN	ASTM D3462	fiberglass reinforced, 4-tab asphalt roof shingles
	Duration <sup>®</sup> Premium	CA, OR	ASTM D3462	fiberglass reinforced, laminated asphalt roof shingles
	Duration <sup>®</sup> Premium COOL	CA		
	TruDefinition <sup>®</sup> Duration <sup>®</sup>	IN, CA, CO, I-TX, FL, NJ, OH, MN, OR, GA, IL, TN		
	TruDefinition <sup>®</sup> Duration <sup>®</sup> Designer Color Collection			
	Oakridge <sup>®</sup>			
	TruDefinition <sup>®</sup> Oakridge <sup>®</sup>	H-TX, I-TX		
WeatherGuard <sup>®</sup> HP	TN			

TABLE 1: ASPHALT SHINGLE COMPONENTS				
Type	Product	Plant(s)	Material Standard	Description
Hip and Ridge Shingles	Berkshire® Hip and Ridge Shingles with Sealant	MN	ASTM D3462	fiberglass reinforced, hip and ridge asphalt roof shingles
	DuraRidge® Hip and Ridge Shingles with Sealant	MN		
	ProEdge®	GA, CA, OH, OR		
	WeatherGuard® HP Hip and Ridge Shingles	TN		

**5. LIMITATIONS:**

- 5.1 This is a building code evaluation. Neither NEMO ETC, LLC nor Robert Nieminen, P.E. are, in any way, the Designer of Record for any project on which this Evaluation Report, or previous versions thereof, is/was used for permitting or design guidance unless retained specifically for that purpose.
- 5.2 This Evaluation Report is not for use in FBC High Velocity Hurricane Zone jurisdictions (i.e., Broward and Miami-Dade Counties).
- 5.3 This Evaluation Report pertains to above-deck roof components. Roof decks and structural members shall be in accordance with FBC requirements to the satisfaction of the Authority Having Jurisdiction.
- 5.4 This Evaluation Report does not include evaluation of fire classification. Refer to **FBC 1505** for requirements and limitations regarding roof assembly fire classification. Refer to **FBC 2603** for requirements and limitations concerning the use of foam plastic insulation.

**5.5 Wind Classification:** Refer to Section 6 for installation requirements to meet wind classifications

TABLE 2A: WIND CLASSIFICATIONS, ASPHALT SHINGLES	
Product	FBC Table 1507.2.7.1 or R905.2.6.1
Supreme®	ASTM D3161(F) & ASTM D7158(H)
Berkshire®	
Duration® Premium	
Duration® Premium COOL	
TruDefinition® Duration®	
TruDefinition® Duration® Designer Color Collection	
Oakridge®	
TruDefinition® Oakridge®	
WeatherGuard® HP	

**5.5.1 Classification by ASTM D7158:**

ASTM D7158, Class H applies only to **exposure category B or C** and a **building height of 60 feet or less**. Calculations by a qualified design professional are required for conditions outside these limitations. Contact the shingle manufacturer for data specific to each shingle.

TABLE 2B: WIND CLASSIFICATIONS, STARTER STRIPS AND HIP & RIDGE		
Type	Product	FBC Table 1507.2.7.1 or R905.2.6.1
Starter Strips	Starter Strip Shingle	ASTM D3161, Class F
	Starter Strip Plus	
	SRS TopShield Starter	
Hip & Ridge Shingles	Berkshire® Hip and Ridge Shingles with Sealant	ASTM D3161, Class F
	DuraRidge® Hip and Ridge Shingles with Sealant	
	ProEdge®	
	WeatherGuard® HP Hip and Ridge Shingles	

5.5.2 Refer to Owens Corning published information on wind resistance and installation limitations.

5.6 All components in the roof assembly shall have quality assurance audit in accordance with **F.A.C. Rule 61G20-3**. Refer to the Product Approval of the component manufacturer for components that are produced by a Product Manufacturer other than the report holder on Page 1 of this Evaluation Report.

## 6. INSTALLATION:

### 6.1 GENERAL:

6.1.1 Roof deck, slope, underlayment and fasteners shall comply with FBC 1507.2 / R905.2 and the shingle manufacturer's minimum requirements.

6.1.2 Underlayment shall be acceptable to the shingle manufacturer and shall hold current Florida Statewide Product Approval, or be Locally Approved per Rule 61G20-3, per FBC Sections 1507.2.3, 1507.2.4 or R905.2.3.

6.1.3 Fasteners shall be in accordance with the shingle manufacturer's published requirements, but not less than FBC 1507.2.6 or R905.2.5. Staples are not permitted.

6.1.4 Owens Corning asphalt shingles are acceptable for use in reroof (tear-off) or recover applications, subject to the limitations set forth in FBC Section 1511 or R908 and published installation instructions.

### 6.2 ACCESSORY STARTERS:

6.2.1 Installation of **Starter Strip Shingle, Starter Strip Plus and SRS TopShield Starter** shall comply with the Owens Corning current published instructions, using minimum five (5) nails per strip.

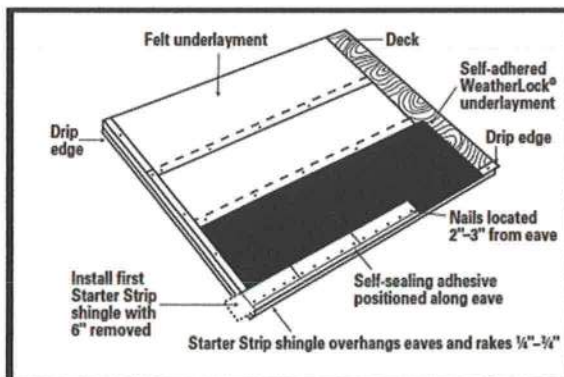


Figure 1: Minimum Nailing, Starter Strip

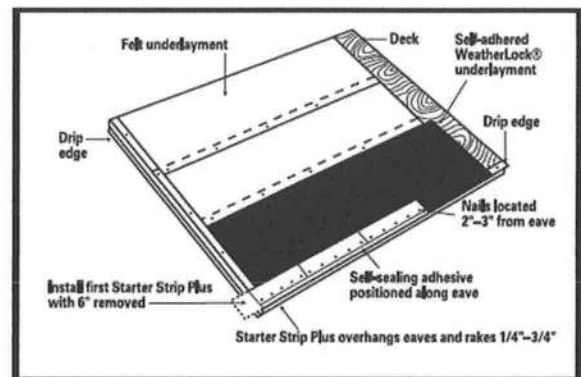


Figure 2: Minimum Nailing, Starter Strip Plus

6.2.2 Installation of **Starter Shingle Roll** shall comply with the Owens Corning current published instructions.

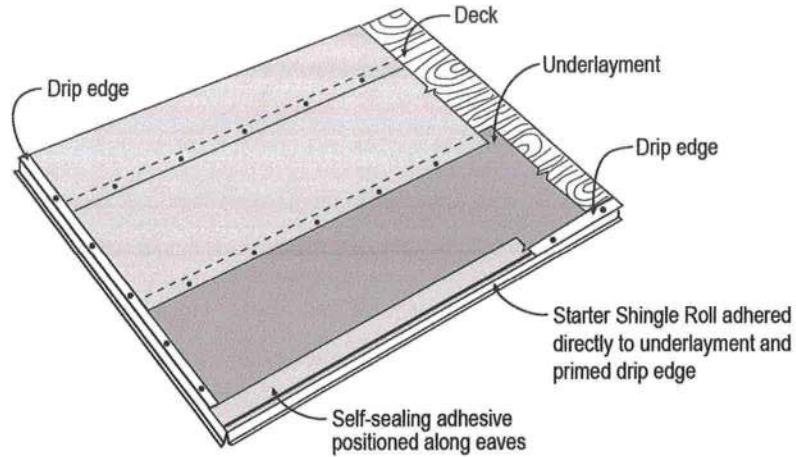


Figure 3: Starter Shingle Roll

**6.3 ASPHALT SHINGLES:**

6.3.1 Installation of asphalt shingles shall comply with the Owens Corning current published instructions, using minimum four (4) nails per shingle in accordance with FBC 1507.2.7 or R905.2.6, with the following exceptions:

- Berkshire® shingles require minimum five (5) nails per shingle.
- WeatherGuard® HP shingles require minimum six (6) nails per shingle.

Where the roof slope exceeds 21 units vertical in 12 units horizontal, special methods of fastening are required. Refer to Owens Corning published information on wind resistance and installation limitations.

6.3.1.1 **Supreme:**

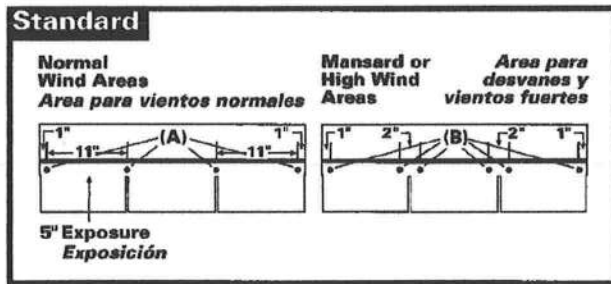


Figure 4: Minimum Nailing, Supreme (Standard Size)

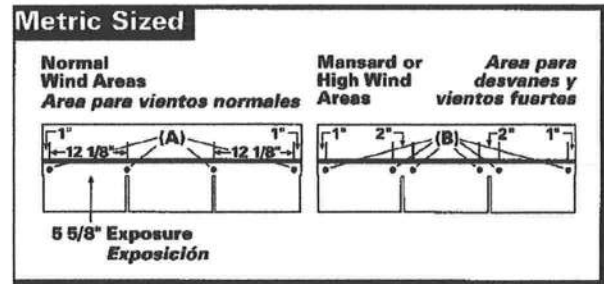


Figure 5: Minimum Nailing, Supreme (Metric Size)

6.3.1.2 **Berkshire®:**

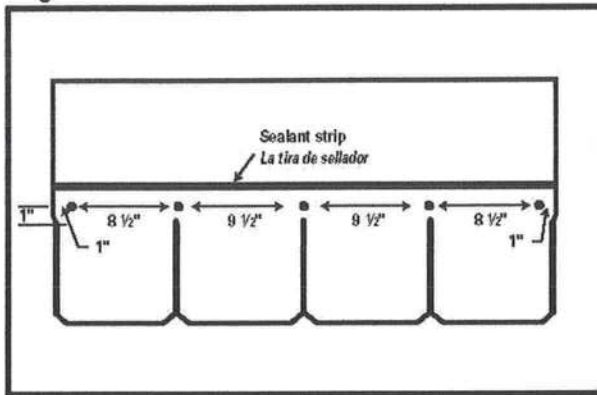


Figure 6: 5-Nail Pattern, Berkshire

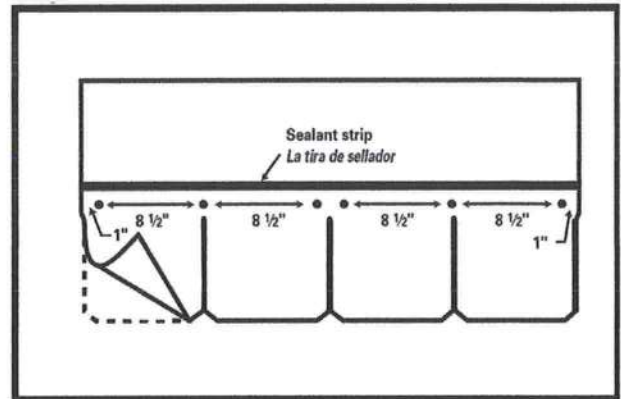


Figure 7: 6-Nail Pattern, Berkshire

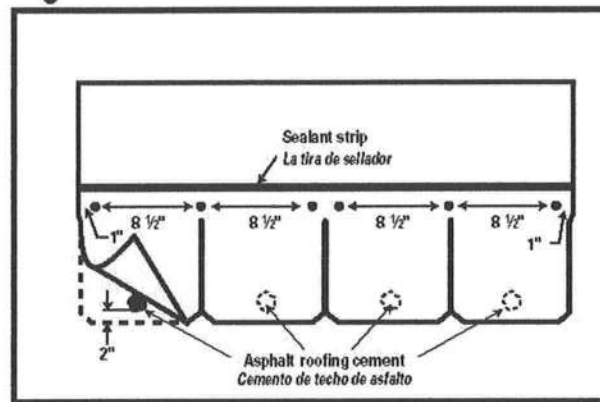


Figure 8: Mansard or Steep Slope Pattern, Berkshire

6.3.1.3 **Duration® Premium, TruDefinition® Duration, Duration® Premium COOL & TruDefinition® Duration® Designer Color Collection:**

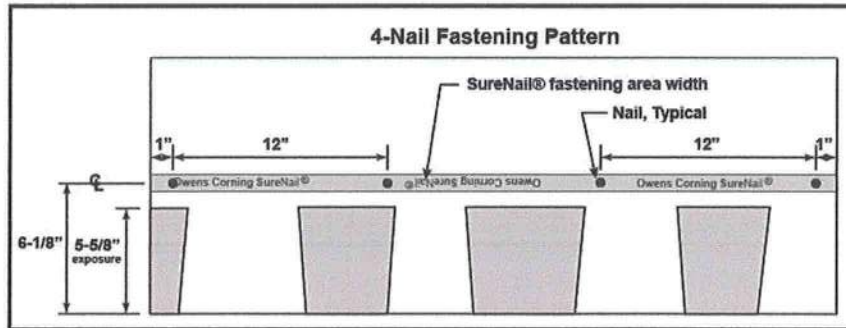


Figure 9: Standard 4-Nail Pattern, Duration

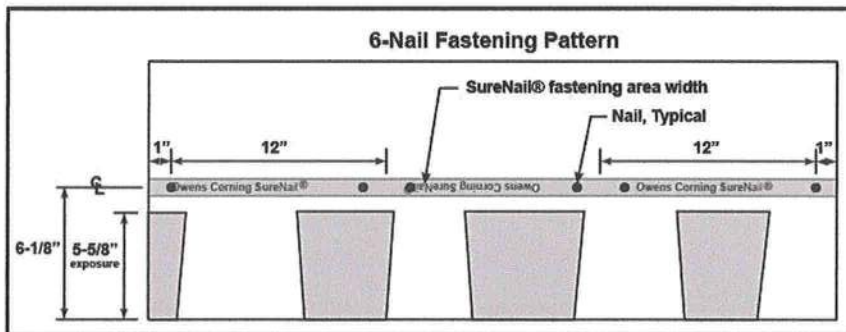


Figure 10: 6-Nail Pattern, Duration

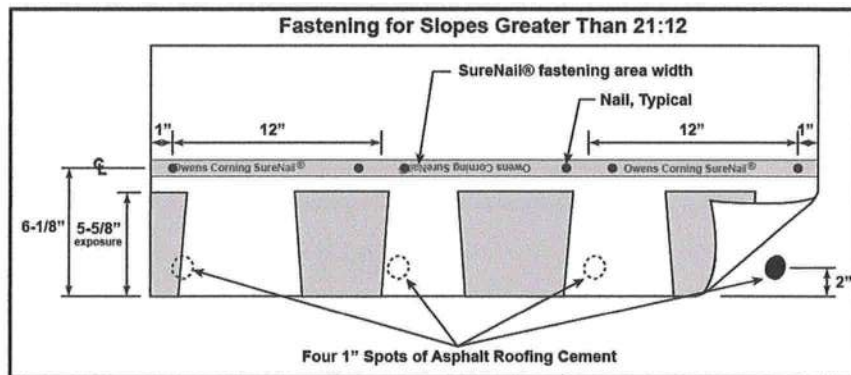


Figure 11: Mansard or Steep Slope Pattern, Duration

6.3.1.4 **TruDefinition® Oakridge®, Oakridge®:**

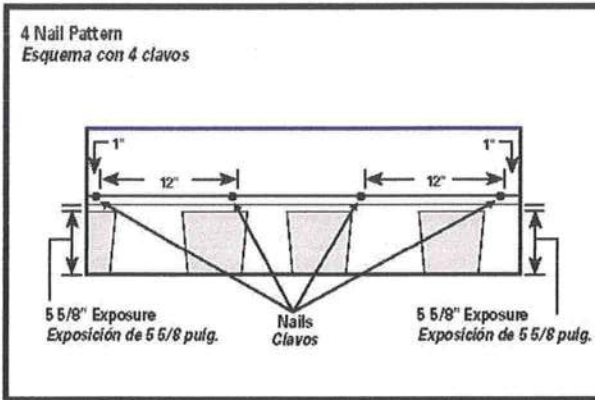


Figure 12: Standard 4-Nail Pattern, Oakridge

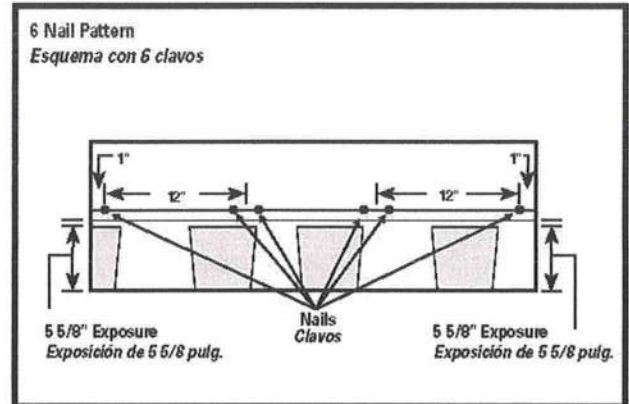


Figure 13: 6-Nail Pattern, Oakridge

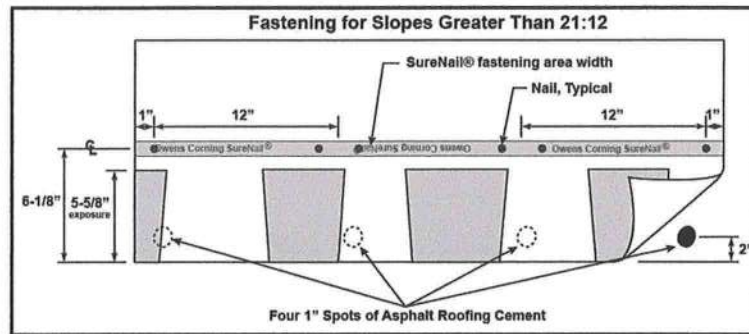


Figure 14: Mansard or Steep-Slope Pattern, Oakridge

6.3.1.5 **WeatherGuard® HP:**

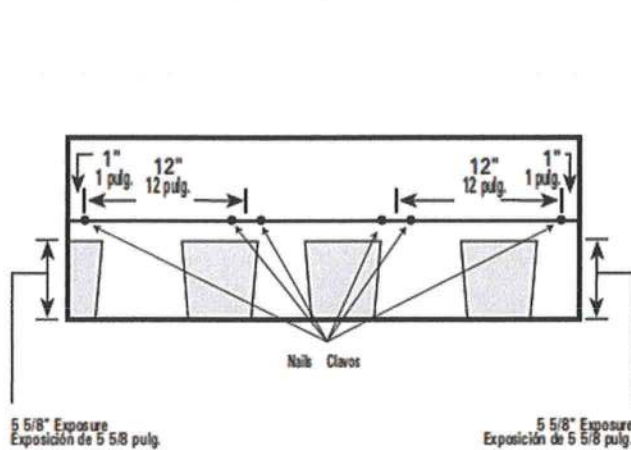


Figure 15: 6-Nail Pattern, WeatherGuard HP

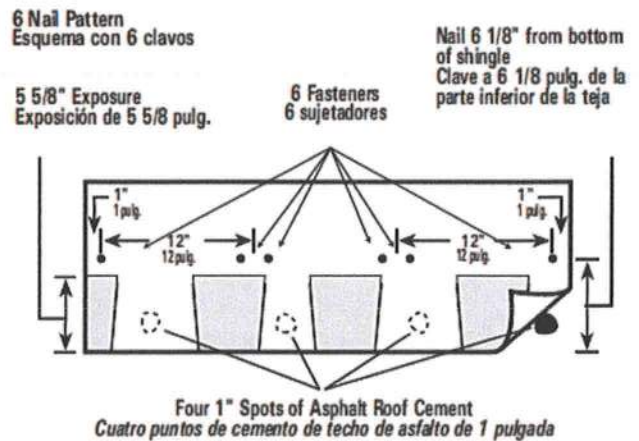


Figure 16: Mansard or Steep-Slope Pattern, WeatherGuard HP

**6.4 HIP AND RIDGE SHINGLES:**

- 6.4.1 Installation of asphalt shingles shall comply with the Owens Corning current published instructions.
- Berkshire® Hip and Ridge Shingles *with Sealant* and DuraRidge® Hip and Ridge Shingles *with Sealant* require minimum two (2) nails per shingle.
  - WeatherGuard® HP Hip and Ridge Shingles and ProEdge® require minimum four (4) nails per shingle.
- Refer to Owens Corning published information on wind resistance and installation limitations.

**6.4.1.1 Berkshire® Hip and Ridge with Sealant and DuraRidge® Hip and Ridge Shingles with Sealant:**

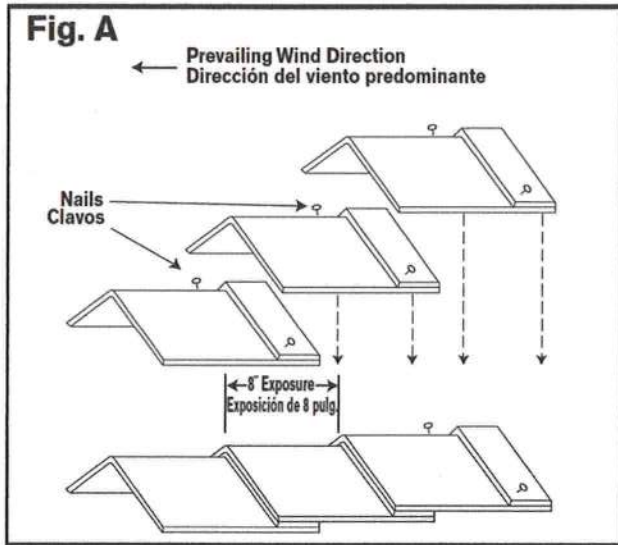


Figure 17: Isometric View, Berkshire and DuraRidge

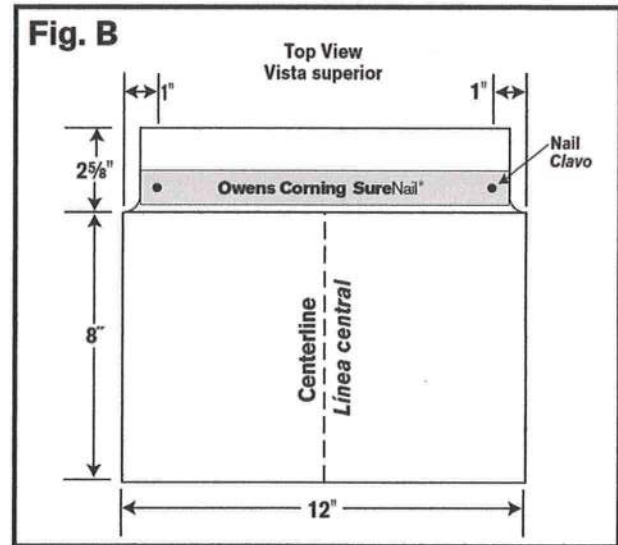


Figure 18: Plan View, Berkshire and DuraRidge

**6.4.1.2 WeatherGuard® HP Hip and Ridge Shingles:**

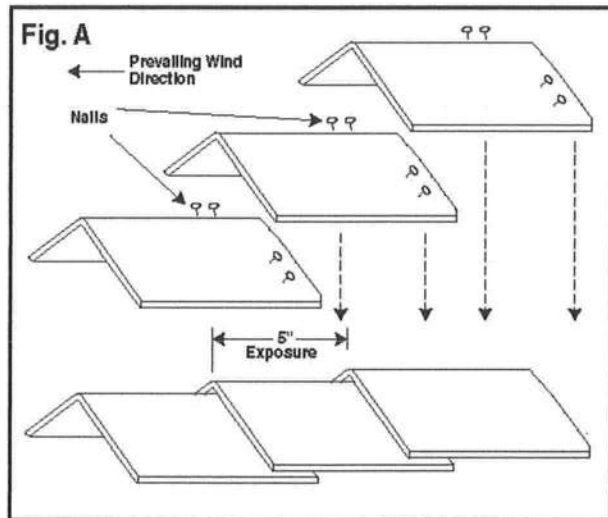


Figure 19: Isometric View, WeatherGuard HP Hip and Ridge

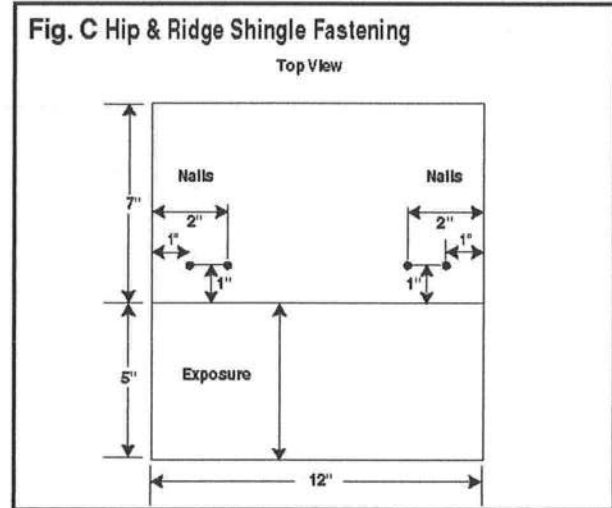


Figure 20: Plan View, WeatherGuard HP Hip and Ridge

6.4.1.3 **ProEdge®:**

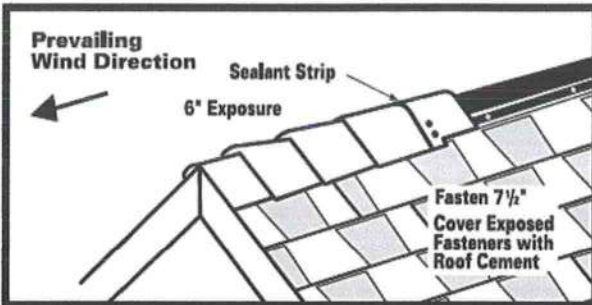


Figure 21: Isometric View, ProEdge

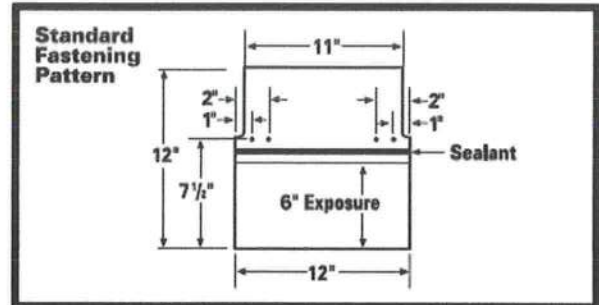


Figure 22: Plan View, ProEdge

**7. BUILDING PERMIT REQUIREMENTS:**

As required by the Building Official or Authority Having Jurisdiction to properly evaluate the installation of this product.

**8. MANUFACTURING PLANTS:**

Contact the named QA entity for manufacturing facilities covered by **F.A.C. Rule 61G20-3** QA requirements. Refer to Section 4 herein for products and production locations having met codified material standards.

**9. QUALITY ASSURANCE ENTITY:**

PRI Construction Materials Technologies, LLC– QUA9110 ; (813) 621-5777; [bwilson@pricmt.com](mailto:bwilson@pricmt.com)

- END OF EVALUATION REPORT -



# Duffield Home Improvements

4566 NW 5th Blvd., Suite I  
Gainesville, FL 32609  
Phone 352-375-7008  
Fax-352-375-7014

Duffield Home Improvements

Lic. #CCC1325785 & #SCC131149785

PROPOSAL SUBMITTED TO: William & Rita Torres	PHONE: (407) 704-9005	DATE: 09/15/23
STREET: 462 Pine Ridge Lane	EMAIL: mwtorres1@gmail.com	
CITY, STATE and ZIP CODE: Lake City FL 32024	JOB LOCATION: Same	

We hereby submit specifications and estimates for

Owens Corning Oakridge Architectural Shingle - Limited Lifetime  
 Remove existing roofing system and dispose of in our dumpster  
 Re-nail wood deck to code with 8d ring shank nails then dry in with synthetic underlayment  
 Install 2 1/2" Drip Edge (dispose of existing guttering)  
 Install edge flashings, 26 ga valley metal, and Ventsure on ridge ventilation  
 Seal all flashings and perimeter metal with wet and dry roof cement  
 Install shingle roof system complete, nailed to code with Bullet Boots on pipe penetrations  
 Clean ground with magnet bar  
 Includes permit, 3 sheets of plywood (if necessary), dump fee and (5) year workmanship warranty  
 Additional plywood will be billed @ \$ 100.00 per sheet  
 Additional dimensional wood work will be billed @ \$ 6 per ft  
 Reattach TV antenna

~~\$7,688.00~~

Option(s):

Owens Corning Duration w/ SureNail System & Platinum Roof Warranty (same as above unless otherwise noted)  
 Owens Corning Hip and Ridge Cap, Rhino Underlayment, On Ridge Ventilation  
 Lifetime Workmanship Warranty/50 Year Material Warranty, 130mph  
 Peel and stick underlayment around boots and in valleys

DJP WJ

\$8,295.00

Shingle Color: AMBER

Drip Color: BROWN

1/3 down, 1/3 when shingles arrive and balance upon completion

**All materials are subject to manufacturer price increases. We cannot hold pricing beyond 30 days**

Dollars (\$)

All materials to be as described above and installed to specifications in a workman like manner in accordance to standard practices. Any alteration or deviation from above specifications involving costs will be executed only upon written orders, and will become an extra charge over and above the estimated price. Our workers are fully covered by Workman's Compensation insurance. Owner to carry fire, tornado and other necessary insurances. All agreements contingent upon strikes, accidents or delays beyond our control.

Authorized by: Blake York

Signature: \_\_\_\_\_

Blake York

Note: This proposal may be withdrawn by us if not accepted within 30 days.

Florida Statute Section 404.056 "Radon Gas": Radon gas is a naturally occurring radioactive gas that, when it has accumulated in a building in sufficient quantities, may present health risks to persons who are exposed to it over time. Levels of radon that exceed Federal and State guidelines have been found in buildings in Florida. Additional information regarding radon and radon testing may be obtained from your county public health unit.

Florida Statute Section 489.1425 "Construction Industries Recovery Fund": Payment may be available from the Construction Industries Recovery Fund if you lose money on a project performed under contract, where the loss results from specified violations of Florida Construction Industries Recovery Fund law by a State-Licensed Contractor. For information about the recovery fund and filing a claim, contact the Florida Construction Industry Licensing Board at the following telephone number and address: (800) 487-1395, 1940 North Monroe Street, Suite 33, Tallahassee, FL 32399-1039.

Florida Statute Chapter 558 "Chapter 558": Florida Statutes contains important requirements you must follow before you may bring any legal action for an alleged construction defect. Sixty days before you bring any legal action, you must deliver to the other party to this contract a written notice referring to Chapter 558 of any construction conditions you allege are defective and provide such person the opportunity to inspect the alleged construction defects and to consider making an offer to repair or pay for the alleged construction defects. You are not obligated to accept any offer which may be made. There are strict deadlines and procedure under this Florida Law which must be met and followed to protect your interest.

**Acceptance of Proposal** -- The prices, specifications and terms and conditions are satisfactory and are hereby accepted. You are authorized to do work as specified. Payment will be made as outlined

Date of Acceptance: 9/21/2023

Signature: Margarita Torres W. Torres  
 Print Name: Margarita Torres William Torres