

PERMIT WORKSHEET

PERMIT NUMBER _____

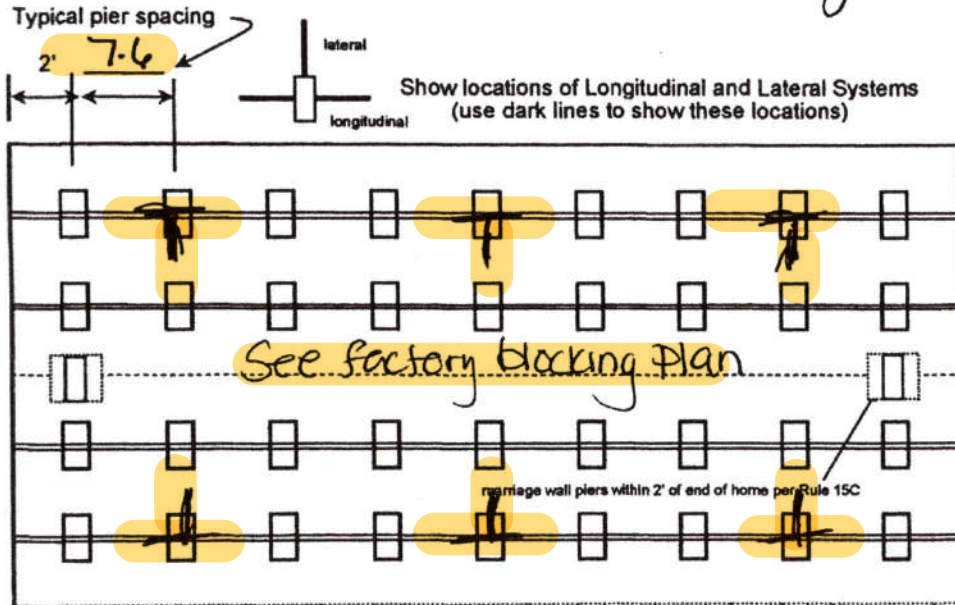
Installer Ernest Scott Johnson License # IH-1025249
 Installer Mobile Phone # 352-494-8099
 Address of home being installed 266 S2 MARSHALL TRAIL
LAKE CITY, FL, 32025
 Manufacturer Scotchbilt Length x width 56 X 28

New Home Used Home
 Home installed to the Manufacturer's Installation Manual
 Home is installed in accordance with Rule 15-C
 Single wide Wind Zone II Wind Zone III
 Double wide Installation Decal # 96432
 Triple/Quad Serial # _____
 Roof System: Typical Gabled

NOTE: If home is a single wide fill out one half of the blocking plan
 If home is a triple or quad wide sketch in remainder of home

I understand Lateral Arm Systems cannot be used on any home (new or used)
 where the sidewall ties exceed 5 ft 4 in.

Installer's initials EJ



PIER SPACING TABLE FOR USED HOMES

Load bearing capacity	Footer size (sq in)	16" x 16" (256)	18 1/2" x 18 1/2" (342)	20" x 20" (400)	22" x 22" (484)*	24" X 24" (576)*	26" x 26" (676)
1000 psf		3'	4'	5'	6'	7'	8'
1500 psf		4' 6"	6'	7'	8'	8'	8'
2000 psf		6'	8'	8'	8'	8'	8'
2500 psf		7' 6"	8'	8'	8'	8'	8'
3000 psf		8'	8'	8'	8'	8'	8'
3500 psf		8'	8'	8'	8'	8'	8'

* interpolated from Rule 15C-1 pier spacing table.

PIER PAD SIZES

I-beam pier pad size 23 x 31
 Diver 1055-11
 Perimeter pier pad size or 16 x 18
 Other pier pad sizes (required by the mfg.) _____

Draw the approximate locations of marriage wall openings 4 foot or greater. Use this symbol to show the piers.

List all marriage wall openings greater than 4 foot and their pier pad sizes below.

Opening	Pier pad size
<u>SEE</u>	_____
<u>factory</u>	_____
<u>Blocking Plan</u>	_____

TIEDOWN COMPONENTS

Longitudinal Stabilizing Device (LSD)
 Manufacturer _____
 Longitudinal Stabilizing Device w/ Lateral Arms
 Manufacturer _____

POPULAR PAD SIZES

Pad Size	Sq In
16 x 16	256
16 x 18	288
18.5 x 18.5	342
16 x 22.5	360
17 x 22	374
13 1/4 x 26 1/4	348
20 x 20	400
17 3/16 x 25 3/16	441
17 1/2 x 25 1/2	446
24 x 24	576
26 x 26	676

ANCHORS

4 ft 5 ft

FRAME TIES

within 2' of end of home spaced at 5' 4" oc

OTHER TIES

	Number
Sidewall	<u>28</u>
Longitudinal	<u>0</u>
Marriage wall	<u>8</u>
Shearwall	<u>2</u>



Anthony Islam
 02-08-2023

PERMIT NUMBER

POCKET PENETROMETER TEST

The pocket penetrometer tests are rounded down to _____ psf or check here to declare 1000 lb. soil without testing.

x 1000 x 1000 x 1000

POCKET PENETROMETER TESTING METHOD

1. Test the perimeter of the home at 6 locations.
2. Take the reading at the depth of the footer.
3. Using 500 lb. increments, take the lowest reading and round down to that increment.

x 1000 x 1000 x 1000



TORQUE PROBE TEST

The results of the torque probe test is _____ inch pounds or check here if you are declaring 5' anchors without testing _____. A test showing 275 inch pounds or less will require 5 foot anchors.

Note: A state approved lateral arm system is being used and 4 ft. anchors are allowed at the sidewall locations. I understand 5 ft anchors are required at all centerline tie points where the torque test reading is 275 or less and where the mobile home manufacturer may requires anchors with 4000 lb holding capacity.

Egy Installer's initials

ALL TESTS MUST BE PERFORMED BY A LICENSED INSTALLER

Installer Name Ernest S. Johnson
Date Tested Assumed Oliver 11/11/17 uses 4 & 5' Anchors

Electrical

Connect electrical conductors between multi-wide units, but not to the main power source. This includes the bonding wire between multi-wide units. Pg. _____

Plumbing

Connect all sewer drains to an existing sewer tap or septic tank. Pg. _____

Connect all potable water supply piping to an existing water meter, water tap, or other independent water supply systems. Pg. _____

Site Preparation

Debris and organic material removed
Water drainage: Natural _____ Swale _____ Pad Other _____

Fastening multi wide units

Floor:	Type Fastener: <u>1 1/4"</u>	Length: <u>7</u>	Spacing: <u>20</u>
Walls:	Type Fastener: <u>1 1/4"</u>	Length: <u>7</u>	Spacing: <u>10</u>
Roof:	Type Fastener: <u>1 1/4"</u>	Length: <u>7</u>	Spacing: <u>20</u>

For used homes a min. 30 gauge, 8" wide, galvanized metal strip will be centered over the peak of the roof and fastened with galv. roofing nails at 2" on center on both sides of the centerline.

Gasket (weatherproofing requirement)

I understand a property installed gasket is a requirement of all new and used homes and that condensation, mold, mildew and buckled marriage walls are a result of a poorly installed or no gasket being installed. I understand a strip of tape will not serve as a gasket.

Installer's initials Egy

Type gasket Pg. Factory or R11

Installed:

Between Floors Yes

Between Walls Yes

Bottom of ridgebeam Yes

Weatherproofing

The bottomboard will be repaired and/or taped. Yes Pg. _____

Siding on units is installed to manufacturer's specifications. Yes

Fireplace chimney installed so as not to allow intrusion of rain water. Yes

Miscellaneous

Skirting to be installed. Yes No _____

Dryer vent installed outside of skirting. Yes N/A _____

Range downflow vent installed outside of skirting. Yes N/A _____

Drain lines supported at 4 foot intervals. Yes

Electrical crossovers protected. Yes

Other: _____

Installer verifies all information given with this permit worksheet is accurate and true based on the manufacturer's installation instructions and or Rule 15C-1 & 2

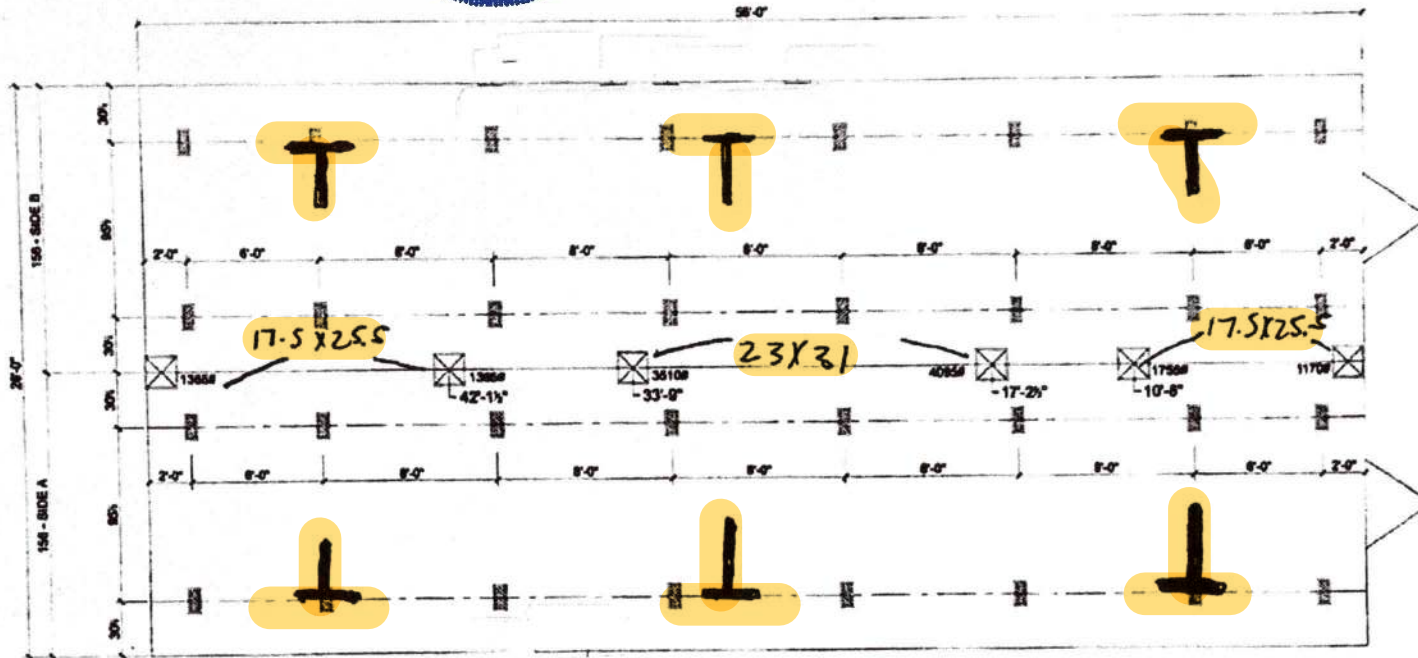
Installer Signature Ernest S. Johnson Date 11/23/17



56'

Reeves

26'



☒ MARRIAGE LINE OPENING SUPPORT PIER/TYP.

▣ SUPPORT PIER - TYP

FOUNDATION NOTES:

- THIS DRAWING IS DESIGNED FOR THE STANDARD WIND ZONE AND IS TO BE USED IN CONJUNCTION WITH THE INSTALLATION MANUAL AND ITS SUPPLEMENTS.
- FOOTINGS ARE SHOWN FOR EXAMPLE ONLY QUANTITY AND SPACING MAY VARY BASED ON PAD TYPE, SOIL CONDITION, ETC.
- FOOTINGS ARE REQUIRED AT SUPPORT POSTS, SEE INSTALLATION MANUAL FOR REQUIREMENTS.

ScotBilt
HOMER, INC.

2856180SBS

ScotBilt Special
28 x 80 - 3BR 2 BATH

REV. 5-20-2019
VERSION B

AREA
2,264 SQ. FT.

2,126 SQ. FT.
128 SQ. FT.

Reeves

2023

CHAMPION-

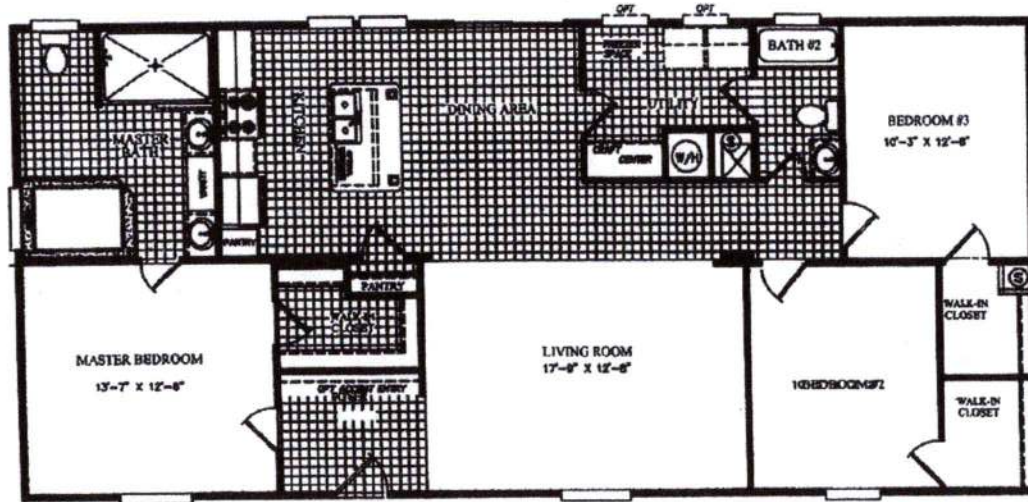
28 x 56' Box

Reeves

Proposed

26

56'-0"



HITCH-END

1456 Box

17' DORMER (DOUBLE DORMER EXTEND)

14' DORMER (DBL. DORMER EXT.)
ONLY TWO DORMER 1/2 SINGLE DORMER EXTEND

17' DORMER (SINGLE DORMER EXTEND)

DATE:	09/28/2015
VERSION	E
REFERENCE:	M180

AREA	TOTAL:	1,456 ft ²
	LIVING SPACE:	1,456 ft ²
	PORCH:	0 ft ²

UNIT SPECIFICATIONS:
SCOTBILT SPECIAL
28' X 60'
3 BEDROOM / 2 BATH

DRAWING/MODEL NUMBER:
2856180SBS

ScotBilt
HOMES, INC.

[Signature]
1/26/23