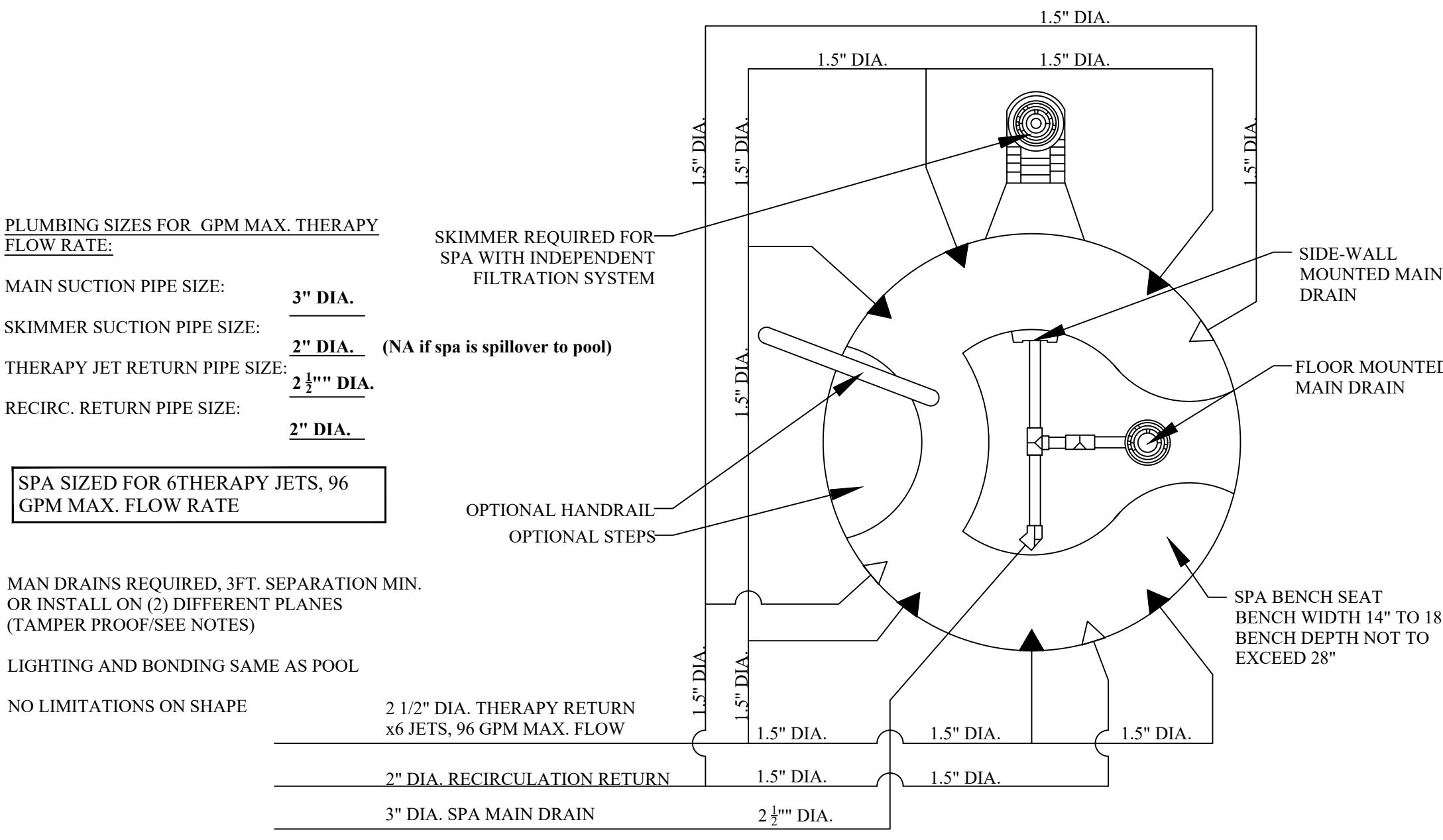


Pool Plan with Attached Spa - Sample Layout
(Refer to Attached Design Plan for Specific Dimensions)



Spa Plumbing Plan - Sample Layout
(Refer to Attached Design Plan for Specific Dimensions)

FLORIDA BUILDING CODE R-4501

THE POOL CONTRACTOR IS RESPONSIBLE FOR FURNISHING ALL DETAIL DESIGN REQUIREMENTS FOR EACH INDIVIDUAL POOL IN ACCORDANCE WITH THE FLORIDA BUILDING CODE, AND ALL CONSTRUCTION SHALL MEET ALL APPLICABLE CODES INCLUDING PLUMBING, ELECTRICAL AND GAS. PIPING SHALL BE SCH. 40 PVC, NSFpw, MAX. PRESSURE VELOCITY 10 FPS, SUCTION 6 FPS. THE POOL PLAN SHALL SHOW THE DESIGN PLUMBING AS PER THE SAMPLE WITH THE INFORMATION REQUIRED SHOWN. MAIN DRAIN PLUMBING SHALL BE TWO DRAINS SEPARATED BY 3' WITH APPROVED ANSI/ASME A112.19.8.2009 COVERS. AS AN ALTERNATE THE APPROVED DRAINS MAY BE PLACED ON DIFFERENT PLANES. THE TWO DRAINS SHALL HAVE A COMMON SUCTION LINE. SUCTION GRATES MAY BE USED IF APPROVED AT A MAXIMUM OF 1 1/2 FPS AND THE SUCTION PIPING IS RECESSED FROM THE GRATE THE DISTANCE EQUAL TO THE SUCTION PIPE SIZE. SKIMMERS DO NOT REQUIRE PROTECTION AND MUST BE DESIGNED FOR A MINIMUM 25 gpm. THE FOLLOWING SHALL BE LABELED WITH LABEL MARKER TAPE AT THE FILTER LOCATION: PIPES, VALVES, PUMP(S) OFF SWITCH.

ELECTRICAL REQUIREMENTS

-WIRING AND BONDING AND ALL ELECTRICAL TO COMPLY WITH CHAPTER 27, 2023 FLORIDA BUILDING CODE 8TH EDITION-RESIDENTIAL AND NEC 2020.

-NO OUTLET OR OVERHEAD POWER WITHIN 10' IF WITHIN 15' PROTECT BY GFI, TRANSFORMER MIN. 10' FROM POOL, 8" ABOVE WATER, J BOX 4' FROM POOL, BRASS TO J BOX OR TRANSFORMER WHICH EVER IS FIRST EXCEPT WHERE PVC IS APPROVED.

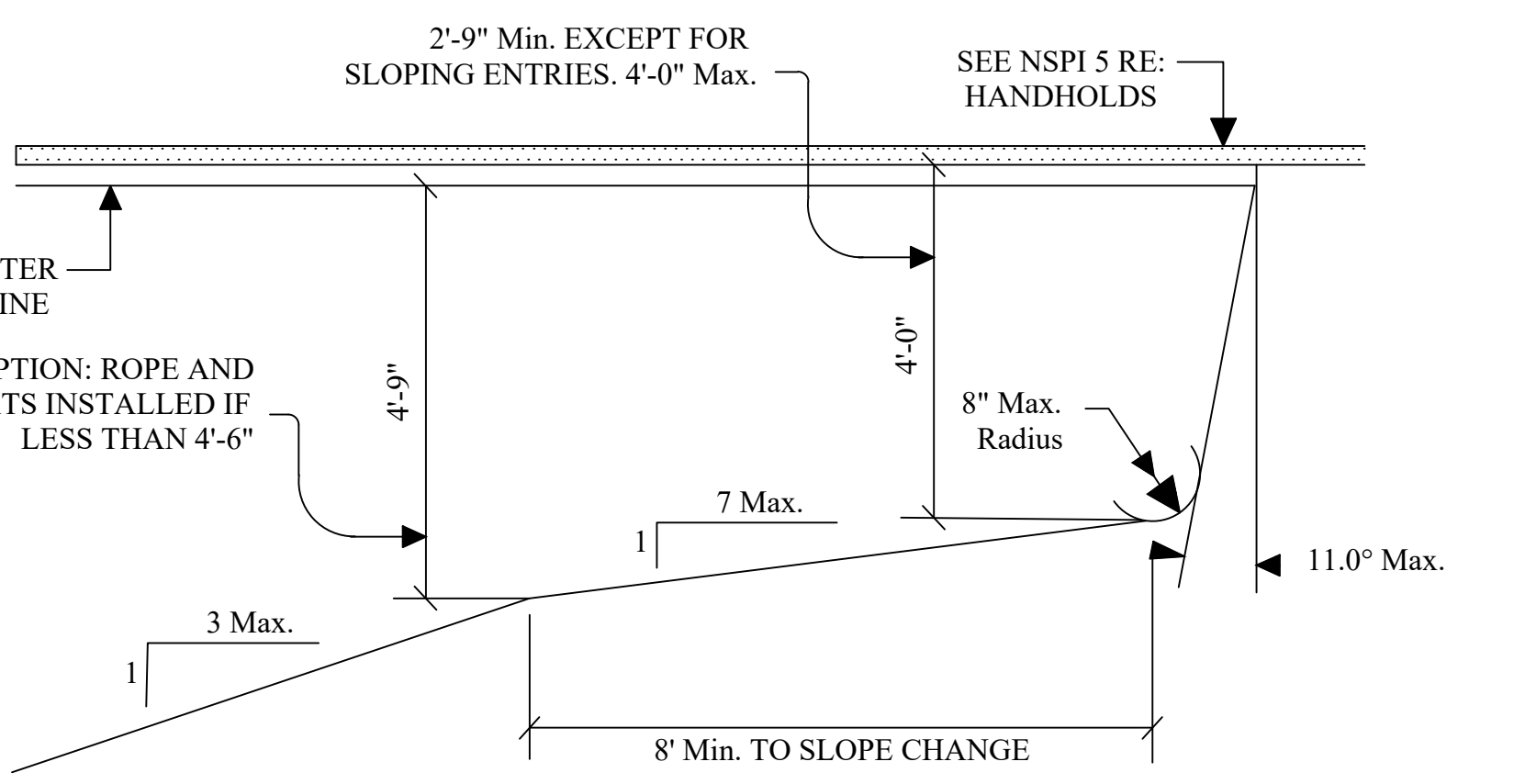
SPECIAL SPA REQUIREMENTS

- MAXIMUM WATER DEPTH 4', MAXIMUM SEAT DEPTH 28", MAX.
- FLOOR SLOPE 1:12
- STEPS: MIN. TREAD 10" X 12", 7" MIN. RISER, 12" MAX. RISER EXCEPT THE BOTTOM STEP MAY BE 14" IF IT IS THE SEAT. INTERMEDIATE TREADS AND RISERS TO BE UNIFORM. IF THE SPA IS OPERATED INTERMITTENTLY IT SHALL HAVE A ONE HOUR TURNOVER, IF CONTINUOUS A SIX HOUR TURNOVER.
- MAXIMUM TEMPERATURE 104 DEGREES.
- MEET ANSI/NSPI ARTICLE XVII. SAFETY INSTRUCTION/SAFETY SIGNS.
- PRESSURE TEST PIPING AT 35 PSI FOR 15 MINUTES OR MEET LOCAL CODE IF GREATER.

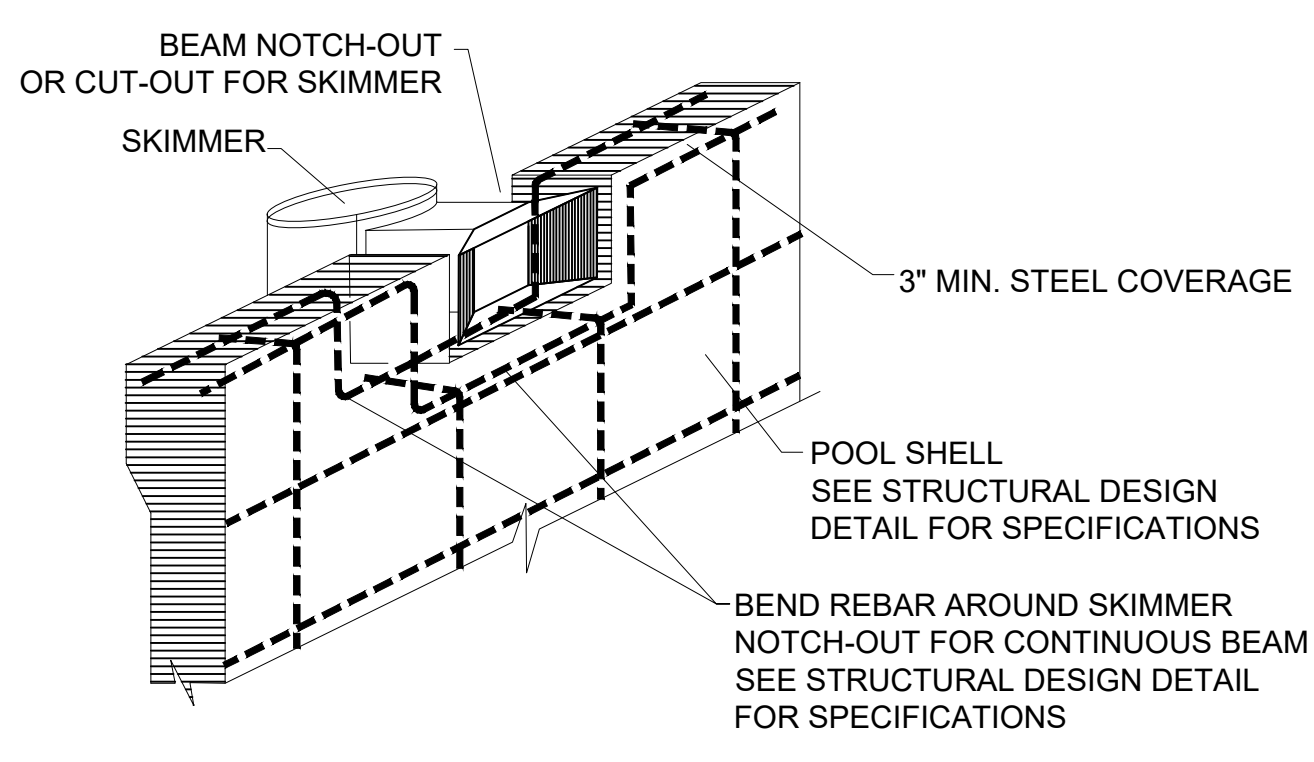
GENERAL DESIGN REQUIREMENTS

- DESIGN, CONSTRUCTION AND WORKMANSHIP SHALL BE IN CONFORMITY WITH THE REQUIREMENTS OF APS/ICC 3, APS/ICC 4, APS/ICC 5, AND APS/ICC 6 AND APS/ICC 7 BASED ON THE POOL TYPE.
- SEE NSPI FOR DIVING WATER ENVELOPES.
- SLIDES SHALL MEET THE MANUFACTURER'S INSTALLATION REQUIREMENTS.
- ALL POOLS WHETHER PUBLIC OR PRIVATE SHALL BE PROVIDED WITH A LADDER OR STEPS IN THE SHALLOW END WHERE THE WATER DEPTH EXCEEDS 24 INCHES (610 MM), IN PRIVATE POOLS WHERE WATER DEPTH EXCEEDS FEET (1524 MM) THERE SHALL BE LADDERS, STAIRS OR UNDERWATER BENCHES/ SWIM-OUTS IN THE DEEP END, WHERE MANUFACTURED DIVING EQUIPMENT IS TO BE USED, BENCHES OR SWIM-OUTS SHALL BE RECESSED OR LOCATED IN A CORNER.
- CIRCULATION SYSTEMS, COMPONENTS AND EQUIPMENT SHALL COMPLY WITH NSF 50.
- THE MAXIMUM TURNOVER RATE IS 12 HOURS.
- FILTERS SHALL HAVE AN AIR RELEASE AND PRESSURE GAGE.
- PUMPS 3 HP AND LESS SHALL MEET ANSI/UL1081 CORROSION RESISTANT WITH STRAINER AND MEET THE REQUIRED FLOW.
- SURFACE SKIMMERS SHALL MEET NSF 50 AND THERE SHALL BE ONE FOR EVERY 800 SQUARE FEET OF SURFACE AREA.
- APPROVED MANUFACTURED INLET FITTINGS FOR THE RETURN OF RECIRCULATED POOL WATER SHALL BE PROVIDED ON THE BASIS OF AT LEAST ONE PER 300 SQUARE FEET (28 m2) OF SURFACE AREA. SUCH INLET FITTINGS SHALL BE DESIGNED AND CONSTRUCTED TO INSURE AN ADEQUATE SEAL TO THE POOL STRUCTURE AND SHALL INCORPORATE A CONVENIENT MEANS OF SEALING FOR PRESSURE TESTING OF THE POOL CIRCULATION PIPING. WHEN MORE THAN ONE INLET IS REQUIRED, THE SHORTEST DISTANCE BETWEEN ANY TWO REQUIRED INLETS SHALL BE AT LEAST 10 FEET (3048 MM).
- HEATER SHALL MEET ANSI-Z21.56 OR UL 1261 OR UL 559.
- DISINFECTANT EQUIPMENT SHALL COMPLY WITH NSF 50.
- PRESSURE TEST PIPING AT 35 PSI FOR 15 MINUTES OR MEET LOCAL CODE IF GREATER.
- RESIDENTIAL SWIMMING BARRIER REQUIREMENTS TO MEET SECTIONS 4501.17
- WASTE DISPOSAL TO COMPLY WITH SECTION 454.2.10 R403.10 (MANDATORY)
- POOLS & PERMANENT SPA ENERGY CONSUMPTION
- THE ENERGY CONSUMPTION OF POOLS AND PERMANENT SPAS SHALL BE IN ACCORDANCE WITH SECTIONS R403.10, THROUGH R403.10.5.

IT HAS BEEN CERTIFIED THAT THESE DESIGN REQUIREMENTS ARE IN COMPLIANCE WITH THE 2023 FLORIDA BUILDING CODE 8TH EDITION, R4501, ANSI/APS/ICC 3, ANSI/APS/ICC 4, ANSI/APS/ICC 5, AND ANSI/APS/ICC 6 AND ANSI/APS/ICC 7, ANSI/APS/ICC 14, ANSI/APS/ICC 15.



Pool Section Detail
Scale: Not shown to scale



Steel at Skimmer Beam Detail
Scale: Not shown to scale

SHELL SPECIFICATIONS

POOL DEPTH	MINIMUM STRENGTH	WALLS	WALL THICKNESS	FLOORS	FLOOR THICKNESS	MIN. BEAM THICKNESS
3' - 5'	4,000 PSI	#3 REBAR 10" O.C.E.W.	6" MIN.	#3 REBAR 10" O.C.E.W.	6" MIN.	8" MIN.
5'-6'	4,000 PSI	#4 REBAR 6" O.C.E.W.	8" MIN.	#4 REBAR 6" O.C.E.W.	8" MIN.	10" MIN.
6'-7'	4,000 PSI	#5 REBAR 6" O.C.E.W.	10" MIN.	#5 REBAR 6" O.C.E.W.	8" MIN.	12" MIN.

NOTES:

THE SPECIFICATIONS PROVIDED ON THIS PLAN ARE FOR SINGLE SKIMMER POOLS. THE ABOVE SHELL SPECIFICATIONS ARE NOT APPLICABLE FOR POOLS EXCEEDING 800 SQ. FT. SPECIFIC DESIGN PLANS OR DETAILS WILL NEED TO BE OBTAINED.

THE STRUCTURAL SPECIFICATIONS PROVIDED SHALL NOT BE SUBSTITUTED DURING BIDDING OR CONSTRUCTION.

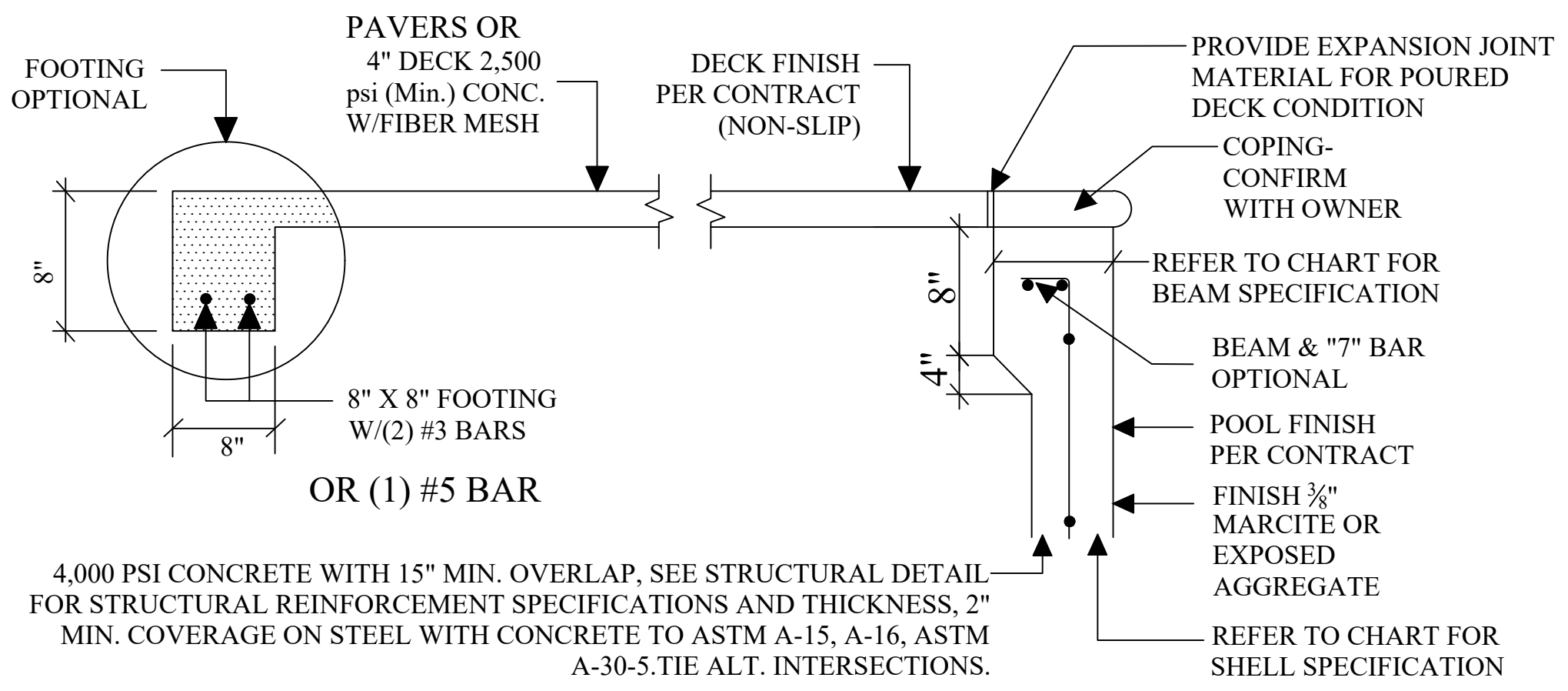
THE HOMEOWNER IS RESPONSIBLE TO PROVIDE ANY SITE INFORMATION NECESSARY TO DESIGN THE POOL (SUCH AS GEOTECHNICAL REPORTS, SURVEYS, ARCHITECTURAL PLANS (ETC.)).

ANY EXISTING BUILDING FOUNDATIONS OR STRUCTURES THAT MAY BE EFFECTED BY THE POOL CONSTRUCTION NEED TO BE PROTECTED TO AVOID DAMAGE OR UNDERMINING. ALL SUBSOILS NEED NEED TO BE STABILIZED, COMPACTED AND DEWATERED AS NECESSARY PRIOR TO CONSTRUCTION.

Design Parameters for System Flow Rate Calculation for Single Skimmer Pool:
Flow Rate Required For Single Skimmer: 35gpm minimum, 62 gpm maximum

Sample Pool Design based on Maximum Flow Rate for Single Skimmer Pool:
Pool Volume Calculation: _____ sq. ft x _____ ave depth x 7.481 gal/cf = _____ gallons
Turnover Time in Hours: _____ hours x 60 min/hr = _____ minutes
Flow Rate: _____ gallons / _____ minutes = **62** GPM (min.)

SB836, 6-20-07
FOR BONDING AND GROUNDING SYSTEMS FOR SWIMMING POOLS, THE USE OF AN UNDERGROUND BONDING CONDUCTOR MADE OF #8 AWG, BARE SOLID COPPER WIRE BURIED TO A MINIMUM DEPTH OF 4 INCHES TO 6 INCHES BELOW SUBGRADE, AND 18 TO 24 INCHES FROM INSIDE WALL OF A SWIMMING POOL OR SPA, IS DEEMED A PERMISSIBLE ALTERNATIVE OR EQUIVALENT TO COMPLIANCE WITH s. 680.26(c) OF THE NATIONAL ELECTRICAL CODE.



Pool/Spa Deck, Beam, Wall, & Floor
Scale: Not shown to scale

PIPE SIZING CHART (MAXIMUM) FLOW BASED ON HAZEN-WILLIAMS FORMULA FOR STANDARD SIZE SCHEDULE 40 PVC PIPE

PIPE	SUCTION 6 FPS MAX. VELOCITY BRANCH LINE	PRESSURE 10 FPS MAX. VELOCITY RETURN LINE
1 1/2"	37 GPM	62 GPM
2"	62	103
2 1/2"	88	146
3"	138	227
4"	234	392

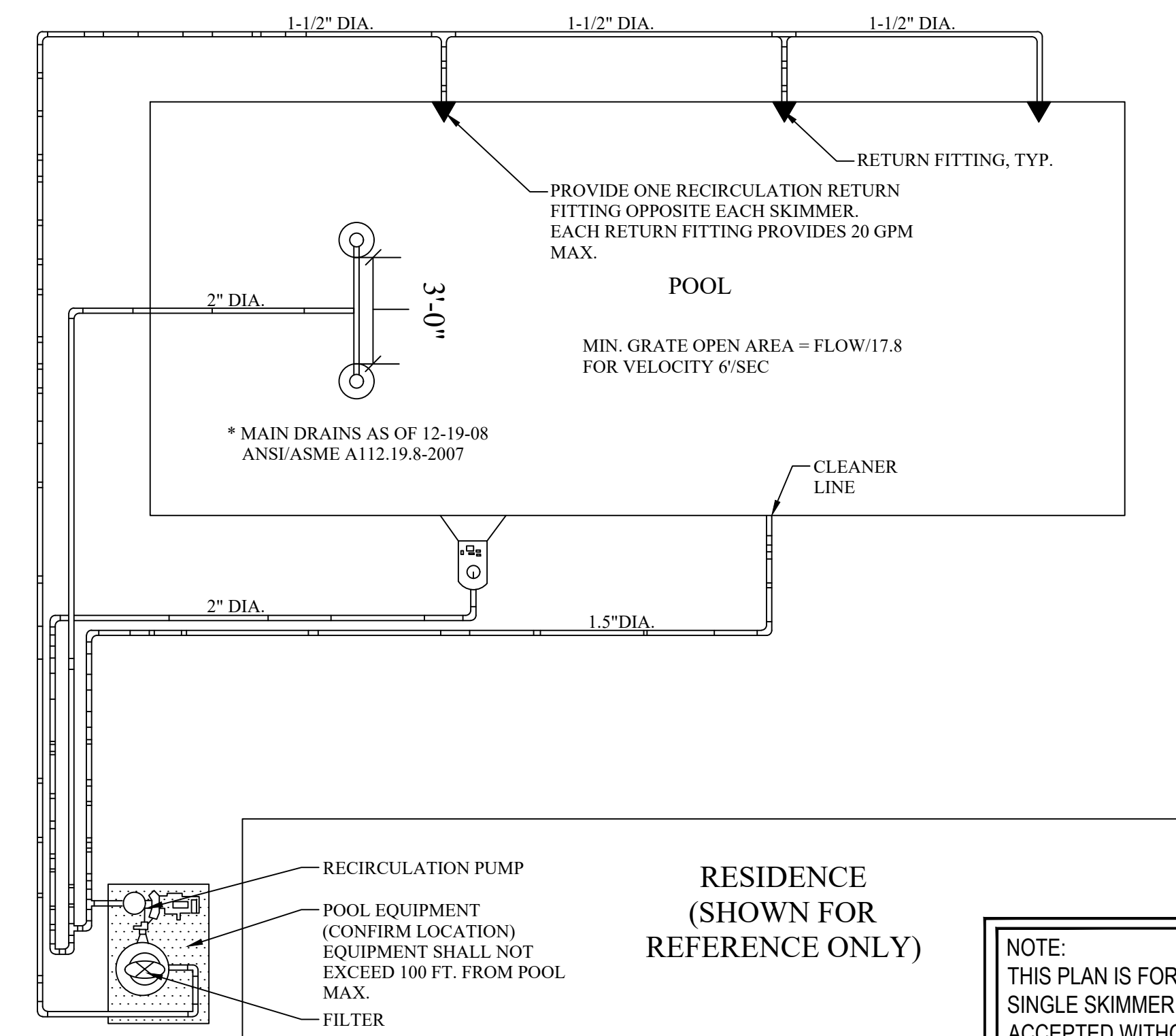
PLUMBING SIZE FOR SINGLE SKIMMER POOL (50 GPM MAX.)

POOL MAIN SUCTION PIPE SIZE: **2" DIA.**

POOL SKIMMER SUCTION PIPE SIZE: **2" DIA.**

CLEANER/VAC PIPE SIZE: **1 1/2" DIA.**

RETURN PIPE SIZE: **1 1/2" DIA.**



Single Skimmer Pool Plumbing Plan - Sample Layout
(Refer to Attached Design Plan for Specific Dimensions)

NOTE:
THIS PLAN IS FOR GENERAL CONSTRUCTION OF A SINGLE SKIMMER POOL. THIS PLAN IS NOT TO BE ACCEPTED WITHOUT APPROVAL FROM THE ENGINEER OF RECORD OF THE ATTACHED POOL PLANS PROVIDED BY THE BUILDER.

COMPLIES WITH 2023 FLORIDA BUILDING CODE, 8TH EDITION

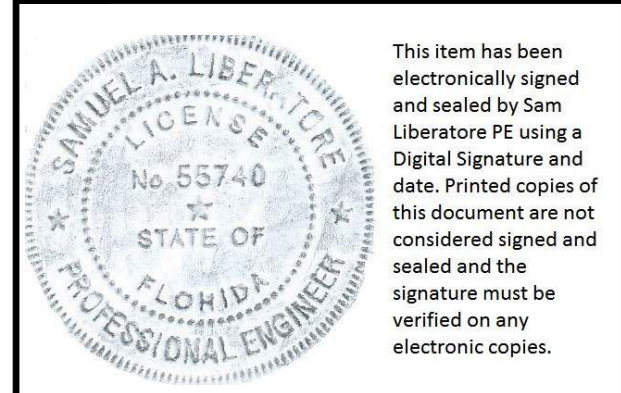
G.B. COLLINS ENGINEERING P.A.
CERTIFICATE OF AUTHORIZATION 27934

AQUATIC ENGINEERING CONSULTANTS
32707 US HIGHWAY 19 NORTH
PALM HARBOR, FLORIDA 34684
GB_COLLINS@VERIZON.NET
(727)-442-8443

COPYRIGHT PROTECTED: VA 2-284-184, VA 2-278-832

For: NORTH FLORIDA POOLS

MALOY RESIDENCE
11829 SE COUNTY RD 245
LULU, FL
RESIDENTIAL POOL AND SPA
-DESIGN PLAN



Samuel A Liberatore
2024.10.29
08:24:36 -04'00'

SAMUEL A. LIBERATORE, P.E.
#55740

DATE	SCALE
10-28-2024	AS SHOWN