

14'-0"

6'-0"

CAMBRIDGE PREP ACADEMY

From small acorns grow mighty oaks ~ planting the seeds for tomorrow's leaders

2658 SW Main Blvd **Lake City FL 32025**
PH. (386) 243 - 8285 **FAX (386) 243 - 8271**

3'-0"

**TODAY A READER,
TOMORROW a
LEADER**

8'-0"

SIGN SPECIFICATIONS

Color: Full Color / RGB (text, pictures & video)
 Pitch: 10mm
 Matrix: 60x240
 Dimensions: 7'-0" x 8'-0" (Tall x Wide)
 Max # of Lines: 13
 Max Letter Per Line: 40
 Cabinet Size: 6'-0" x 14'-0" (Tall x Wide)

Cabinet PMS Color:
PANTONE 1815 C

Colors used:

CMYK	PMS
	PMS White
	PMS 1815 C

Cambridge Prep Academy

VERSION #: R06292201



2658 SW Main Blvd
Lake City, FL 32025

Scope of Work:

Electronic Message Center (EMC):

- 10mm, 90 x 240, 3'-0" x 8'-0", Cellular, double
- (2) 1/2" Weld plate w/ 3" tubing support per drawing

Fabrication:

- ID Cabinet
- Aluminum stick frame, skin painted, 1.5" retainers, 3/16" clear poly-carbonate face, 2nd surface digital print, saddle mount

Structural:

- (2) 4"x4"x1/8" @ 124" Steel tubing per drawing

Installation:

- Receive and inspect sign from GRS
- Remove and dispose of existing signage
- Mount and attach sign per drawings
- Connect sign to existing power (to be ran by others)

** Take completion photos and leave a clean job site **

Overview:



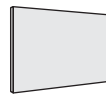
					120 volts 20 amps			
Double Sided	10mm	Pole Retrofit	GRS Install	GRS Remove Existing Sign	Dedicated Circuit(s)	Cellular Modem	Full Depth Cabinet	Flat Faces



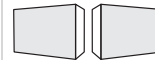
Colors used:

CMYK	PMS	
		PMS White
		PMS 1815 C

Cabinet PMS Color:
PANTONE 1815 C



Flat Faces

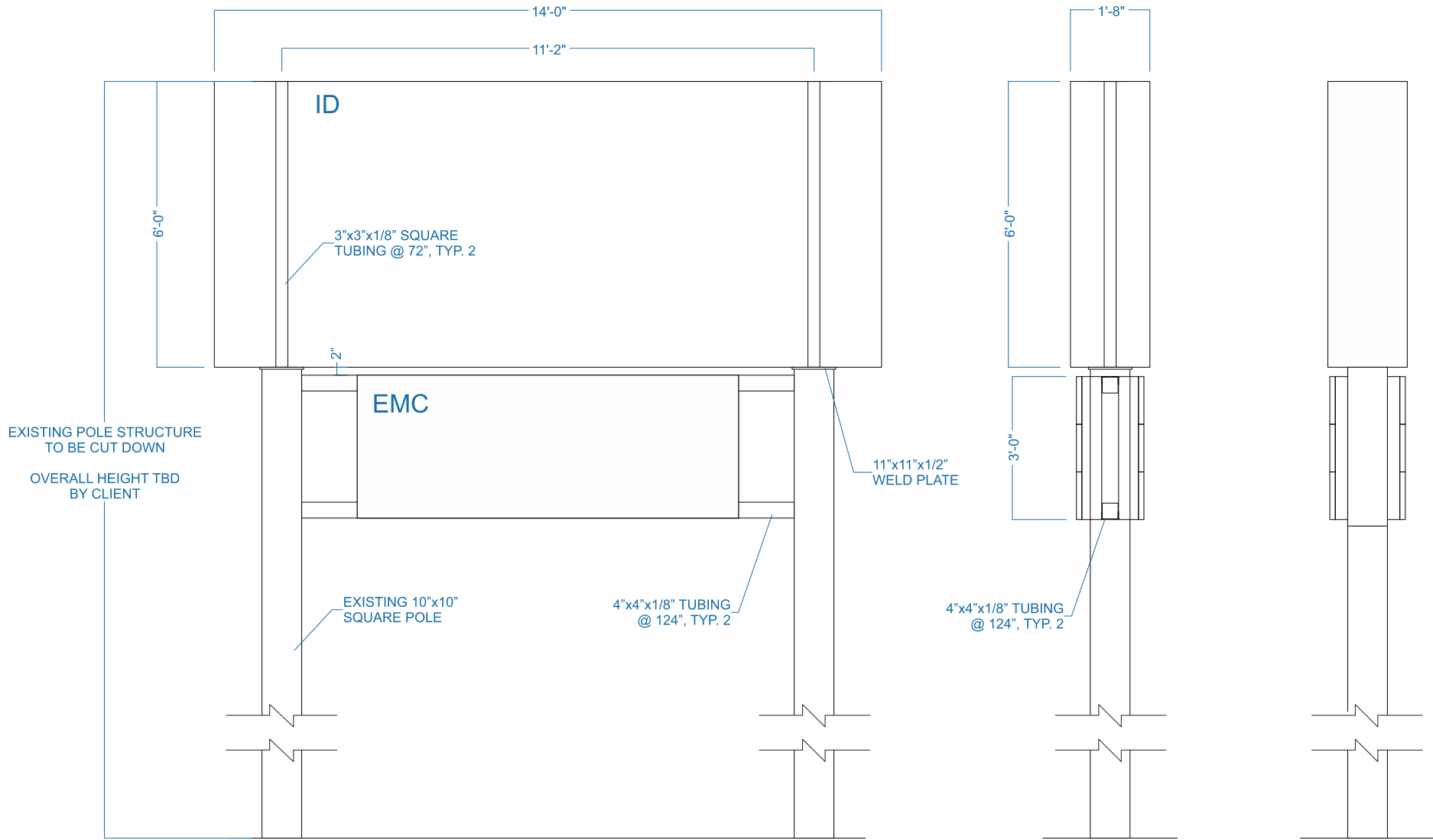


Double Sided

Signed Art:

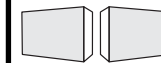


Client is responsible for ensuring that the proof is correct in all areas. Double-check spelling, grammar, layout and design before approving artwork. If a proof containing errors is approved by client, the client is responsible for payment of original cost as well as corrections, revisions, and re-makes. This custom artwork is not intended to provide an exact match between ink, vinyl, paint or EMC color. Brickwork, masonry and landscaping is not included in the proposal unless otherwise specifically stated. EMC images shown are simulated. Sign is designed to be illuminated at all times. Sketches are based off of this premise. This is a custom made product, built by hand for people by people. Small blemishes/imperfections may occur and can be expected with hand made products. Industry standard is to view this product from a minimum distance of 10 feet to determine quality acceptability.



Notes:

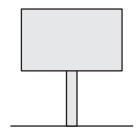
CUT DOWN OVERALL SIGN HEIGHT, TBD BY CLIENT



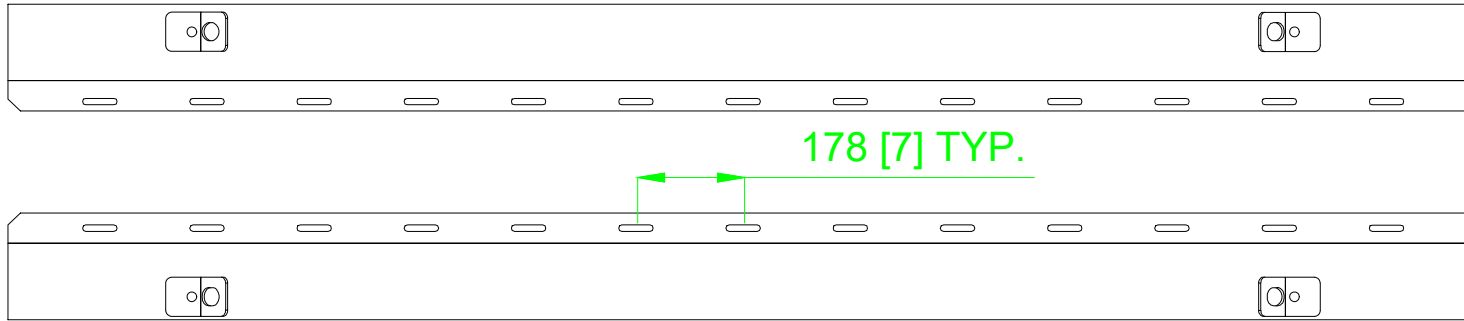
Double Sided



Full Depth Cabinet



Pole Retrofit



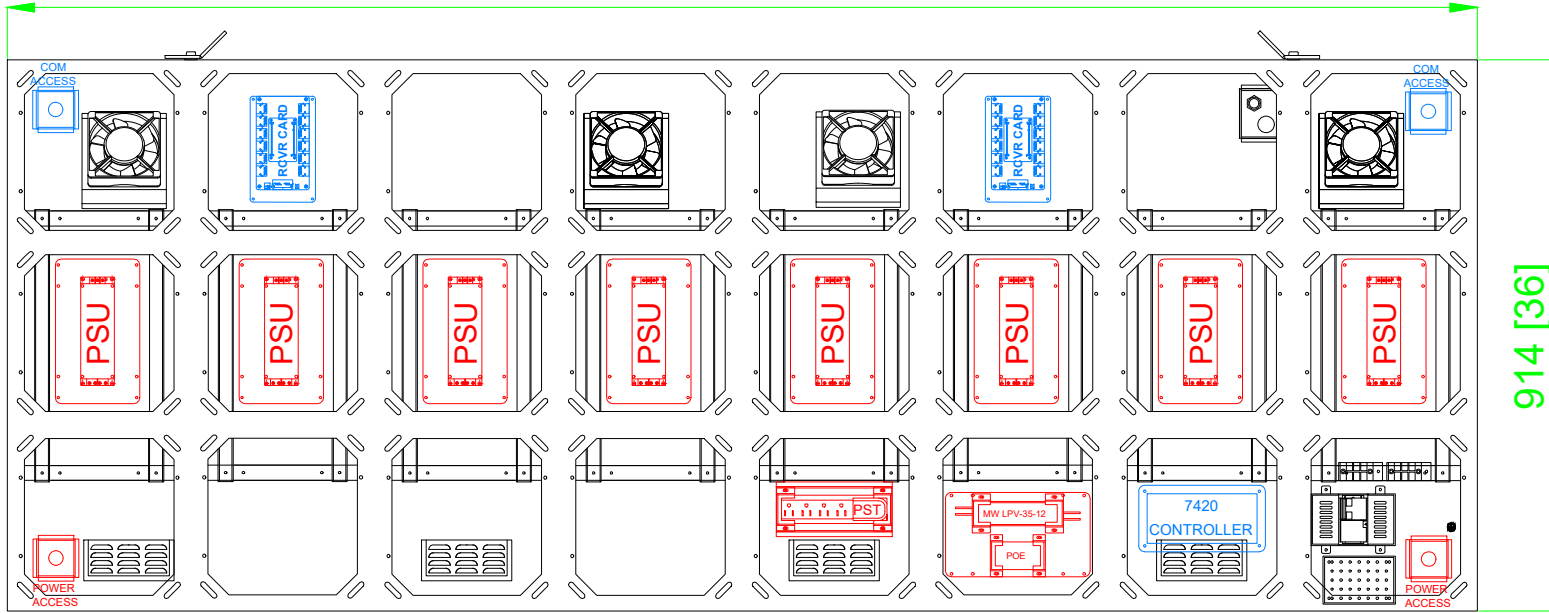
TOP VIEW

2439 [96]

34 [1 3/8]

127 [5]

50 [2]



FRONT VIEW

SIDE VIEW

IMPACT
LED SIGNS

MODEL NO:

10mm 090x240

Version: 2.0502/07/2020

NOTES:

- 5. INSTALL PER NATIONAL ELECTRIC CODE
- 5. FASTEN USING APPROPRIATELY RATED FASTENERS
- 5. DISPLAY IS REAR VENTILATED, DO NOT BLOCK OR SEAL OFF
- 5. IMPACT LED IS NOT RESPONSIBLE FOR THE MOUNTING HARDWARE OR THE INTEGRITY OF THE STRUCTURE TO WHICH THE DISPLAY IS MOUNTED.
- 5. IMPACT IS NOT RESPONSIBLE FOR THE MAIN POWER DISCONNECT.

Volts: 120
Max. Utilized Amps: 8.21
Typical Amps: 2.87

WEIGHT:
270 lbs.
(per face)

UNITS:
MM
(INCH)

COPYRIGHT IMPACT LED SIGNS. ALL RIGHTS RESERVED.
UNAUTHORIZED REPRODUCTION AND DISTRIBUTION PROHIBITED.

Electrical Information Per Face:

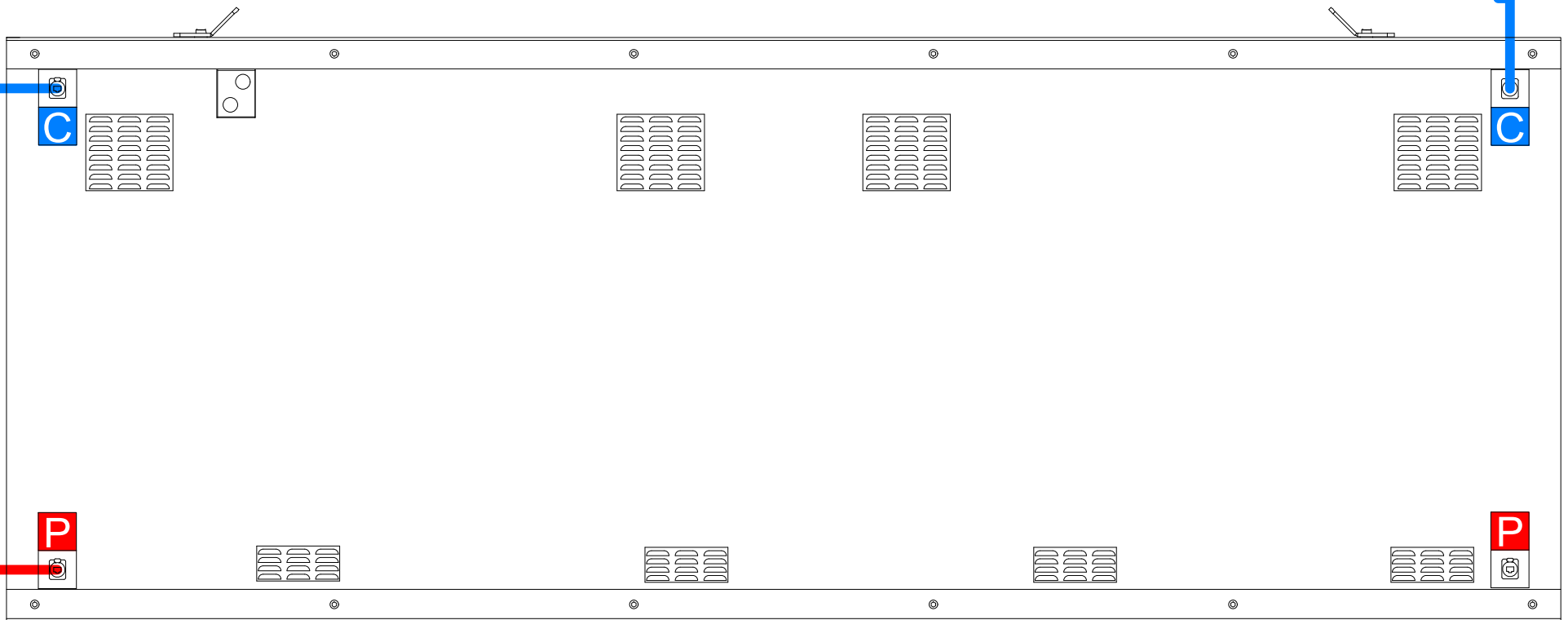
1 120 Volt/20 Amp circuits.

Grounding rod installed per each face,
(see Installation Manual.)

Data To Slave In A Multi
Faced Configuration Sign.

COM 01

POWER 01



BACK VIEW & CIRCUIT SCHEMATIC

IMPACT LED SIGNS

MODEL NO:

10mm 090x240

Version: 2.0_02/07/2020

NOTES:

- INSTALL PER NATIONAL ELECTRIC CODE
- FASTEN USING APPROPRIATELY RATED FASTENERS
- DISPLAY IS REAR VENTILATED, DO NOT BLOCK OR SEAL OFF
- IMPACT LED IS NOT RESPONSIBLE FOR THE MOUNTING HARDWARE OR THE INTEGRITY OF THE STRUCTURE TO WHICH THE DISPLAY IS MOUNTED.
- IMPACT IS NOT RESPONSIBLE FOR THE MAIN POWER DISCONNECT.

Volts: 120
Max. Utilized Amps: 8.21
Typical Amps: 2.87

WEIGHT:
270 lbs.
(per face)

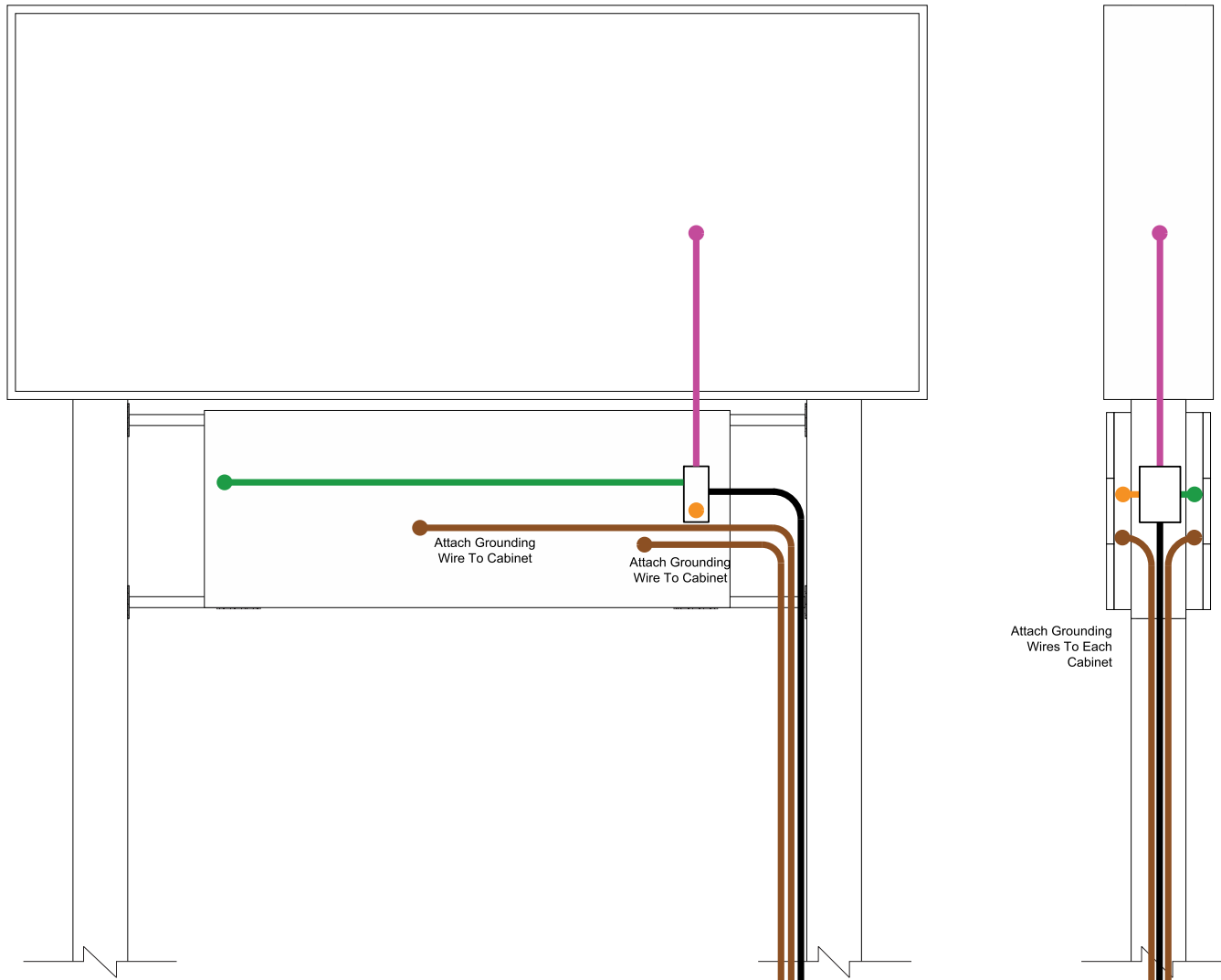
UNITS:
MM
(INCH)

COPYRIGHT IMPACT LED SIGNS. ALL RIGHTS RESERVED.
UNAUTHORIZED REPRODUCTION AND DISTRIBUTION PROHIBITED.

120 volts
20 amps

Dedicated
Circuit(s)


National Electric Code requires
that lines not exceed 80% load
of any one circuit.



Key:

- 6GA. COPPER AND 1/2" ROD X6'
- ID CABINET POWER WHIP
- PRIMARY EMC WHIP
- SECONDARY EMC WHIP
- CLIENT PROVIDED PRIMARY

GRS REQUIRES THAT THE SIGN OPERATE ON AT LEAST 1 DEDICATED CIRCUIT AND RECOMMENDS 1 CIRCUIT PER L.E.D. DISPLAY. WARRANTY REQUIRES EACH L.E.D. DISPLAY TO HAVE A MINIMUM 1/2" COPPER, IN-EARTH GROUND ROD WITH CONTINUOUS 6 GAUGE COPPER WIRE, 6' LONG LOCATED 8 FEET FROM THE BASE OF THE SIGN.



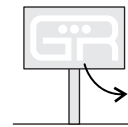
Cellular Modem

Visit resource.impactledsigns.com for more details





Notes:



GRS Remove Existing Sign



GRS Install



Sign Location:

2658 SW Main Blvd
Lake City, FL 32025

