



49


Columbia County, Florida  
Building Department  
135 NE Hernando Avenue  
Lake City, Florida 32055  
Phone: 386-758-1008

[www.columbiacountyfla.com](http://www.columbiacountyfla.com)

**ROOFING AFFIDAVIT**


JOB ADDRESS: 160 SW Freeman Gln, Lake City, FL 32024


I RALPH LAVERDURE, licensed as a  Contractor,  Engineer, or  Architect, with License # CCC1328590 do hereby affirm that all of the information provided to obtain this permit is true and accurate and that the sheathing, nailing, dry-in, venting and flashings at the above referenced address will be installed in accordance with the applicable codes, Florida product approval installation instructions and standards set forth in the most current edition of the Florida Building Code- Residential and the Florida Building Code- Existing Building.

  
(Affiant Signature)

STATE OF \_\_\_\_\_  
COUNTY \_\_\_\_\_

The foregoing instrument acknowledged before me by means of  physical presence or  online notarization, this 15 day of May 2024 by Ralph Laverdure, who is  personally known to me or  has provided the following identification FL DC.

Notary Public Signature  (Seal)  
Notary Printed Name Neonta Anderson



**FINAL INSPECTION & CERTIFICATE OF COMPLETION:**

This completed form and photographs must be uploaded to your permit via online at the Application Submission login (link) [Welcome to Columbia County Online \(columbiacountyfla.com\)](http://Welcome to Columbia County Online (columbiacountyfla.com)).

Clearly visible in the Photographs must be the permit number or address, must include a ruler or measuring device to confirm nail spacing and overlaps including drip edge, valley flashing and attic venting. (Not required for additions or New Residential)



Columbia County, Florida  
Building Department  
135 NE Hernando Avenue  
Lake City, Florida 32055  
Phone: 386-758-1008

**ROOFING UNDERLAYMENT AFFIDAVIT**

[www.columbiacountyfla.com](http://www.columbiacountyfla.com)

**REQUIRED FOR WALK-IN OR PAPER SUBMITTALS**

Job Address: 160 SW Freeman 6ln, Lake City, FL 32024

I (Print Name) RALPH LAVERDURE as a Florida license Roofing Contractor or an Owner Builder, I understand to comply with the 2023 Florida Building Code 8<sup>th</sup> Edition underlayment requirements, I must select an option for sealing the roof deck.

The options are summarized below...

a self-adhering polymer-modified bitumen underlayment complying with ASTM D1970 applied over the entire roof.

a minimum 4-inch wide strip of selfadhering polymer-modified bitumen complying with ASTM D1970 or a minimum 3 ¾ - inch wide strip of selfadhering flexible flashing tape complying with AAMA 711, applied over all joints in the roof decking. A felt underlayment complying with ASTM D226 Type II, ASTM D4869 Type III or IV, or ASTM D6757, or a synthetic underlayment meeting the performance requirements specified, is required to be applied over the strips/tape over the entire roof.

two layers of felt underlayment comply ASTM 0226 Type II or ASTM D4869 Type III or IV, or two layers of a synthetic underlayment meeting the performance requirements specified, lapped and fastened as specified.

Other (explain) \_\_\_\_\_

Contractor/Owners Signature 

**FINAL INSPECTION & CERTIFICATE OF COMPLETION.**

This completed form and photographs must be uploaded to your permit via online at the Application Submission login (link) [Welcome to Columbia County Online \(columbiacountyfla.com\)](http://Welcome to Columbia County Online (columbiacountyfla.com)).

If for a roofing permit, clearly visible in the Photographs must be the permit number or address and must include a ruler or measuring device to confirm nail spacing and overlaps including drip edge and valley flashing. (Not required for additions or New Residential)