

General Notes

General

The swimming pools and spas consist of one-piece fiberglass construction shop-formed over a mold. The material is fiberglass reinforced plastic (FRP), a minimum of 1/4 inch (6.4 mm) thick, composed of isophthalic resin, vinyl ester resin, and fiberglass. The surface finish is a neo pentyl glycol gel coat. Blue Hawaiian Pools, a fiberglass division of Latham Pool Products Inc. (BH) produces various styles of swimming pools and spas. When installed in accordance to BH Pools installation procedures, the pools and spas comply with applicable requirements of the following codes:

- 2015/2018 International Building Code® (IBC)
- 2018 International Residential Code (IRC)
- 1997 Uniform Building Code (UBC)
- BOCA@ National Building Code/2003 (BNBC)
- 2018 International Plumbing Code® (IPC)
- 2012/2015 IAPMO Uniform Plumbing Code (IAPMO UPC)
- 2003 ANSI/APSP-5 Residential Inground Swimming Pools
- 2012 ANSI/APSP/ICC 5a Residential Inground Swimming Pools
- 2014 ANSI/APSP/ICC-3 Permanently Installed Residential Spas and Swim Spas
- 2017 Florida Building Code 6th Edition
- 2017 Florida Plumbing Code 6th Edition
- 2017 Florida Fuel/Gas Code 6th Edition
- 2017 Florida Mechanical Code 6th Edition
- 2017 Florida Residential Code 6th Edition
- 2006 ANSI/APSP-7
- 2013 ANSI/APSP/ICC-7 Suction Entrapment Avoidance
- 2011 ANSI/APSP-16
- 2018 International Swimming Pool and Spa Code - (ISPS:ICC)
- 2007 ANSI/ASME-A112.19.8
- 2014/2017 National Electric Code (NEC)
- 2015 Uniform Swimming Pool, Spa, Hot tub Code (IAPMO)

The overall pool dimensions, depths and capacities are shown in Table 1 and Table 4. The units comply with ANSI/NSPI-5, specified in Section AG103.1 of the IRC, and IAPMO ICC-2000*, specified in the UPC.

Models described in Table 2, Table 3, and Table 4 can be placed up to 19-1/2 inches (49.5mm) above ground. These pools and spas may be placed with or without concrete or wood decking. Unless elevated portions of the units are protected from sunlight by soil berms, decking, etc., these portions must be coated with a UV-inhibiting opaque paint that is compatible with the laminate.

All plumbing must comply with the IPC or UPC. Electrical work must comply with the code in effect at the construction site. The pool and spa must remain full of water at all times. A permanent sign, bearing the following statement, must be attached to the pumping equipment:

Notice-The pool or spa is designed to remain full of water at all times. The pool shell may be damaged if the water level is allowed to drop below the skimmer. When appreciable draw-down is noticed or if it becomes necessary to drain the pool or spa, contact BH Pools or its dealers for instructions.

A permanent label must be installed adjacent to the above sign indicating the BH Pools dealer's name, address and telephone number.

Installation Procedure:

BH pools and spas may be installed without a soil investigation by a registered design professional(RDP), subject to the building official's approval, provided none of the following conditions are encountered at the site:

1. The existence of uncontrollable groundwater within the depth of the pool or spa excavation.
2. The existence of an uncompacted fill in contact with any portion of the pool or spa.
3. The existence of any soil types with an angle of repose that will not support the walls of the excavation at desired slopes.
4. Danger to adjacent structures posed by the proposed pool or spa location.
5. The existence of any cracks or openings in soil that would not confine sand or 1/2" clean gravel bedding.

If any of the conditions above is encountered, excavation must cease

immediately. The specified conditions at the site must then be reviewed and recommendations made by the RDP. The building official must approve the RDP's report before work is completed.

The pool or spa excavation profile must coincide with the contours of the pool. The over excavation is minimum 6 inches(152mm) on the sides and ends. The over excavation at the pool bottom is minimum 4 inches (102mm). The backfill for the pool or spa bottom is a layer of 3-inch-thick (76mm) bedding sand or 1/2" clean gravel matching the pool or spa profile.

This backfill layer is compacted using a manual tamper and water. The pool or spa is then set into place using a crane, excavator or manually and be within 1 inch (25mm) of level. Simultaneous waterfill and backfill operations then commence. The backfill is compacted with a tamper and water. The installer must ensure that the backfill level and water level are approximately the same throughout this procedure.

After completion of the backfill and plumbing, the decking is placed. Decks are prepared as indicated in Figures 1 through 4:

1. Cantilevered concrete decks are constructed as noted in Figure 1 in all cases.
2. Cantilevered decks are constructed with brick or stone as noted in Figure 2 in all cases.
3. Raised bond beams are constructed as noted in Figure 3 in all cases.
4. Aboveground installations are constructed as noted in Figure 4 in all cases.

Barriers are required where pools are on premises of UBC Group R, Division 3, Occupancies or IBC Group R Occupancies. The barriers must comply with Appendix Chapter 4, Division 1, of the UBC or Section 3109.4 of the IBC

Expansive soils:

For installation of pools or spas in expansive soils, the following additional installation details must be followed subject to code official's approval:

1. All surfaces adjacent to the pool or spas must be excavated to a minimum depth of 12 inches (305 mm) beneath the pool bottom and minimum 6 inches (152 mm) behind the pool walls.
2. Any soft or loose soils exposed by step 1 must be removed until exposed material is solid. If the soil is still soft and loose, the upper 6 inches (152 mm) of all horizontal excavation surfaces must be scarified and compacted with mechanical equipment. The compacted surfaces and the excavated wall surfaces must be maintained in a moist condition until the first lift of backfill or fill is placed against the surface. The term compaction implies any method necessary to consolidate the native and fill materials to keep the pool or structure from settling.
3. The excavated bottom area of the pool or spa must be backfilled with granular import material to approximately 6 inches (152 mm) below the bottom of the pool or spa, wetted and compacted.
4. The remaining 6 inches (152 mm) must be backfilled beneath the pool or spa and outside the pool walls with compacted clean sand. The pool or spa must be filled with water as backfilling progresses to a level equivalent to that of the backfill. The backfill must be placed in compacted layers of approximately 6 inches (152 mm) while a uniform height of backfill is maintained around the pool or spa.
5. Positive surface drainage away from the perimeter of the pool and surrounding deck is required and critical to installations in highly expansive soils. Surface area drains and surface drainage swales or subdrains must be placed as needed to prevent ponding or saturation of the soil around the perimeter and vicinity of the pool to prevent excessive shrink-swell or volume changes in the soil.

Identification:

BH pools and spas are identified by the following information imprinted on the top step of the pool or spa: manufacturer's name (BH Pools) and address, pool or spa model designation, a coded serial number and the evaluation report number (ESR-2014).

The units also bear the label of the quality control agency, Columbia Research & Testing Corporation (AA-527).

Findings: That the fiberglass one piece swimming pools and spas are

In compliance with the above listed codes as noted in ESR-2014 subject to the following conditions.


1. The construction and pool/spa installation comply with this report and the manufacturer's instructions.
2. Electrical and plumbing installation comply with the respective codes in effect at the construction site.
3. That all pools are installed in accordance with manufacturer's recommendations.
4. The pools and spas produced by Blue Hawaiian Pools, 176 Viking Drive Industrial Park, Jane Lew, West Virginia; Blue Hawaiian Pools, 121 Crawford Road, Williams, California; Blue Hawaiian Pools, 40119 Country Road 54E, Zephyrhills, FL are manufactured under a quality control program with inspections by Columbia Research & Testing Corporation (AA-527).



Table of Contents	
Page 1	General Notes
Page 2	Expansive Soils
Page 3	Tables 1-4
Page 4-6	Pool Models
Page 7	Spa Models
Page 8	Hydro Zone Models
	Alternative Recirculation Systems

Length, width and depth may vary up to 3% - all dimensions are to outside edge of coping, measured from parallel lines.

Reviewed by:
 Donald R. Poindexter, PE
 Florida Lic. No. 64901
 4119 Trinity Dr Santa Rosa CA 95405
 Phone 707-494-8761



Project Name and Address

Contractor

Date

Latham Pool Products Inc.
 DBA Blue Hawaiian Pools

ICC Evaluation Report Number (ESR-2014)

Latham, NY Phone: (800) 833-3800

Jane Lew, WV Phone: (304) 884-6954 Fax: (304) 884-7198

Midland, TX Phone: (432) 561-9933 Fax: (432) 561-9934

Williams, CA Phone: (530) 473-5319 Fax: (530) 473-5393

Zephyrhills, FL Phone: (813) 783-7439 Fax: (813) 783-7214

Page

1

of 8

TABLE 1- POOLS

POOL	CODE	SIZE WIDTH x LENGTH	DEPTHS		GALLONS APPROX.	WATER SURFACE AREA	PAGE	POOL TYPE
			SHALLOW	DEEP				
Apollo	AP	16', 38'	3'-6"	5'-10"	17,500	555	PAGE 4	TYPE 0
Arcadia	GC	15', 10", 39'-7"	3'-5"	7'-11"	19,600	506	PAGE 4	TYPE 1
Asbury	B	11'-10", 25'-5"	4'-6"		8,100	264	PAGE 5	TYPE 0
Atthens	AT	16', 40'	3'-8"	8'	21,000	585	PAGE 4	TYPE 1
Balboa	MP	9'-6", 14'-6"	4'	4'	2,500	115	PAGE 5	TYPE 0
Bay Isle	BHBY	14'-6", 29'-10"	3', 6'-6"		10,000	318	PAGE 5	TYPE 0
Bay Shore	BHBA	14'-5", 30'	3'-11"	5'-10"	9,500	298	PAGE 5	TYPE 0
Blue Isle	BHBI	15', 34'	3'-6"	6'-6"	13,000	410	PAGE 6	TYPE 0
Bristol	FR14	14', 30'	3'-6"	6'	11,200	377	PAGE 5	TYPE 0
Cape Cod	CA	14', 31'	3'-6"	6'	12,000	325	PAGE 4	TYPE 0
Cape May	CM	12'-3", 23'-11"	3'-6"	5'	6,000	211	PAGE 4	TYPE 0
Cavman	FR12	12', 26'	3'-6"	5'-8"	7,600	275	PAGE 6	TYPE 0
Classic Cove	BHCC	13'-6", 32'-10"	3', 6'-2"		11,300	376	PAGE 5	TYPE 0
Uranus	BHGI	16', 42'	3', 7'		19,300	516	PAGE 5	TYPE 0
Hamilton	HMT	15', 34'	3'-6"	6'	12,000	369	PAGE 4	TYPE 0
Harmony	CTL	10' x 16'	4'		2,550	135	PAGE 6	TYPE 0
Island Cove	ARU	11', 22'	3'-6"	5'	5,200	177	PAGE 5	TYPE 0
Java	IV	12', 26'-9"	3'-6"	5'-5"	6,800	233	PAGE 4	TYPE 0
Laredo	LD	9'-10", 19'-9"	3'-2"	5'	3,750	138	PAGE 5	TYPE 0
Lexington	LN	16', 36'	3'-6"	7'	18,000	451	PAGE 5	TYPE 0
Mariana	MT	14', 35'	3'-7"	5'-7"	12,400	388	PAGE 4	TYPE 0
Nautilus	FRX	15'-10", 40'	3'-6"	7'	15,600	548	PAGE 6	TYPE 0
Newport	RP	14', 30'	3'-7"	5'-11"	12,800	314	PAGE 5	TYPE 0
Olympic Bay	BHOB	16', 41'	3'-6"	7'	23,000	656	PAGE 5	TYPE 0
Panama I	BL	11'-10", (35' - 38')	4'-6"	4'-6"	Varies	Varies	PAGE 6	TYPE 0
Panama II	BL	11'-10", (35' - 45')	4'-6"	4'-6"	Varies	Varies	PAGE 6	TYPE 0
Phoenix	FJI	15', 34'	3'-6"	6'	12,000	375	PAGE 4	TYPE 0
Pleasant Cove	BHPL	11', 24'	3'-5"	5'-6"	5,000	173	PAGE 5	TYPE 0
Portia	OB	16', 40'	3'-6"	5'-8"	18,900	585	PAGE 4	TYPE 0
Regatta	FR16	16', 35'	3'-6"	6'-6"	15,250	510	PAGE 6	TYPE 0
Sandy Cove	BH38	11', 18'	4'-1"		3,600	177	PAGE 6	TYPE 0
Sea Cove	BHSC	12', 24'	4', 6'-4"		7,000	209	PAGE 5	TYPE 0
Seahaven	RT16	15'-10", 40'	3'-6"	7'	15,400	563	PAGE 6	TYPE 0
Sea Shore	BHSH	12', 26'	3'-6"	6'	7,000	264	PAGE 5	TYPE 0
Seaswirl	BHSR	12', 24'-6"	3'-4', 5'-6"		6,000	204	PAGE 6	TYPE 0
Sierra	SR	16', 39'	3'-6"	6'	16,300	500	PAGE 4	TYPE 0
Southwind	BHSW	15', 34'	3'-7"	6'-10"	14,000	424	PAGE 5	TYPE 0
St Augustine	ST	14'-6", 27'-7"	3'-7"	5'-10"	10,000	288	PAGE 4	TYPE 0
Sunburst	CD	16', 33'	3'-7"	5'-5"	15,000	480	PAGE 4	TYPE 0
Sunset Bay	BHSY	14', 32'	3'-4"	5'-5"	10,000	365	PAGE 6	TYPE 0
Three Moon Bay	BHTB	15', 34'	3'-8"	5'-6"	12,000	427	PAGE 6	TYPE 0
Trident	L	14', 31'-6"	3'-7"	7'	13,700	396	PAGE 4	TYPE 0
Twin Cove	BHTC	11'-7", 27'-6"	3'-3", 5'-1"		6,800	233	PAGE 5	TYPE 0
Venus	V	14', 33'	3'-7"	5'-4"	11,700	416	PAGE 4	TYPE 0
Vienna	GS	15'-7", 34'-8"	3'-7"	5'-10"	15,000	423	PAGE 4	TYPE 0
Vista Isle	BHVI	12', 28'	3', 6'-10"		8,000	294	PAGE 5	TYPE 0
Wellington	FP	12', 25'-1"	3'-7"	5'-5"	6,000	213	PAGE 4	TYPE 0

TABLE 2- POOLS

ABOVE GROUND INSTALLATION		
SERIES		SERIES
ARU		CM
B		MP
LD		JV
BHCY		BHPL
BH38		BHSC
BHSH		BHSR
BHTC		BHVI
FP		

TABLE 3- SPAS

SPAS	CODE	SIZE WIDTH x LENGTH	DEPTHS		GALLONS APPROX.	WATER SURFACE AREA	PAGE
			SHALLOW	DEEP			
Ewa	RG	8' x 10'	3'-4"		600	52	Page 6
Ewa Falls	RGSW	9' x 10'	3'-4"		600	52	Page 6
Hana	LOS	7'-6" x 7'-6"	3'		450	37	Page 6
Hana Falls	LOSSW	7'-6" x 8'-6"	3'		450	37	Page 6
Hilo	RY	8' x 10'	3'-4"		600	63	Page 6
Hilo Falls	RYSW	8'-10" x 10'	3'-4"		600	63	Page 6
Kahana	SPKM	7', 10'	3'		350	53	Page 6
Kona	BOS	8'-4" x 8'-4"	3'		475	45	Page 6
Kona Falls	BOSSW	8'-4" x 9'-4"	3'		475	45	Page 6
Kula	LRS	7' x 7'	3'		420	31	Page 6
Kula Falls	LRSSW	7' x 8'	3'		420	31	Page 6
Manoa	M	10' x 10'	3'-4"		550	64	Page 6
Manoa Falls	MSW	10' x 11'	3'-4"		550	64	Page 6
Molokai	CS	8' x 12'-5"	3'		700	73	Page 6
Molokai Falls	CSSW	9' x 12'-5"	3'		700	73	Page 6
Rectangle tanning ledge	RTL	7'-8" x 15'-8"	10"		900	105	Page 6
Semicircle	TSCT	8'-4" x 16'	10"		400	92	Page 6


TABLE 4- POOLS

POOL	CODE	SIZE	DEPTHS		GALLONS APPROX.	PAGE NUMBER	POOL TYPE
			SHALLOW	DEEP			
HZDXL	HZDXL	8'-6" x 18'	3'-3"	5'	3000	6	Type 0
HZE	HZE	8'-6" x 18'	5'		3600	6	Type 0

Reviewed by:

Donald R. Poindexter, PE
Florida Lic. No. 64901
4119 Trinity Dr Santa Rosa CA 95405
Phone 707-494-8761

Seal:



NOTES

Latham Pool Products Inc.

DBA Blue Hawaiian Pools

ICC Evaluation Report Number (ESR-2014)

Latham, NY Phone: (800) 833-3800

Jane Lew, WV Phone: (304) 884-6954 Fax: (304) 884-7198

Midland, TX Phone: (432) 561-9933 Fax: (432) 561-9934

Williams, CA Phone: (530) 473-5319 Fax: (530) 473-5393

Zephyrhills, FL Phone: (813) 783-7439 Fax: (813) 783-7214

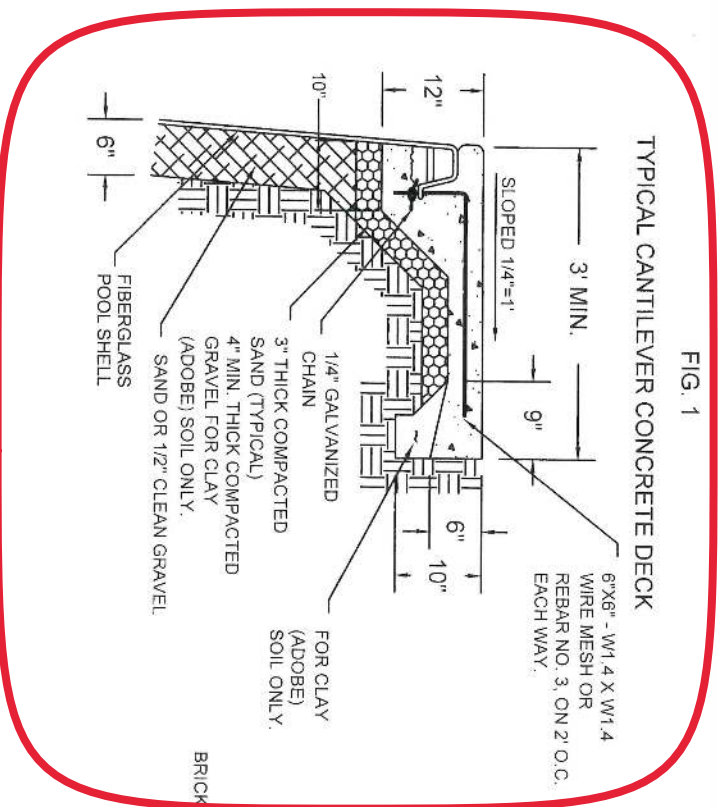


FIG. 1

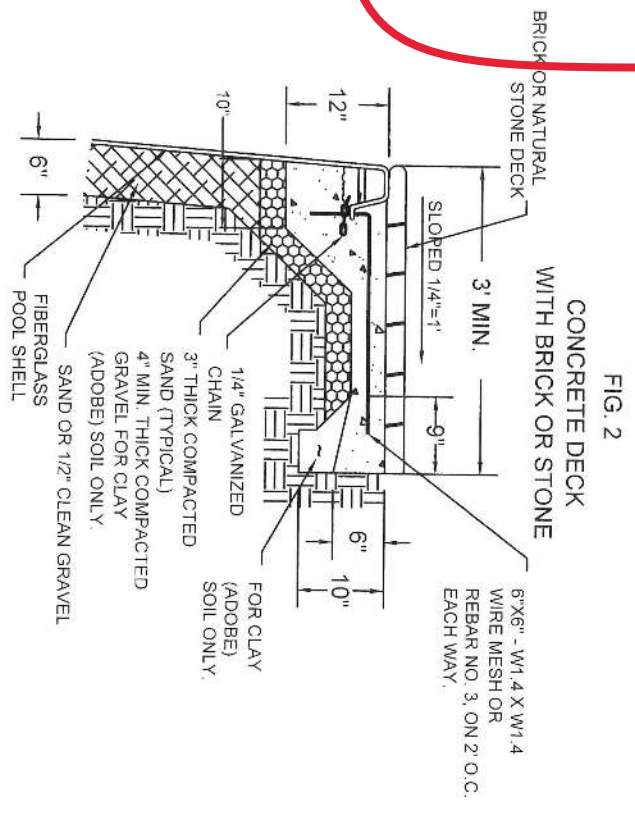


FIG. 2

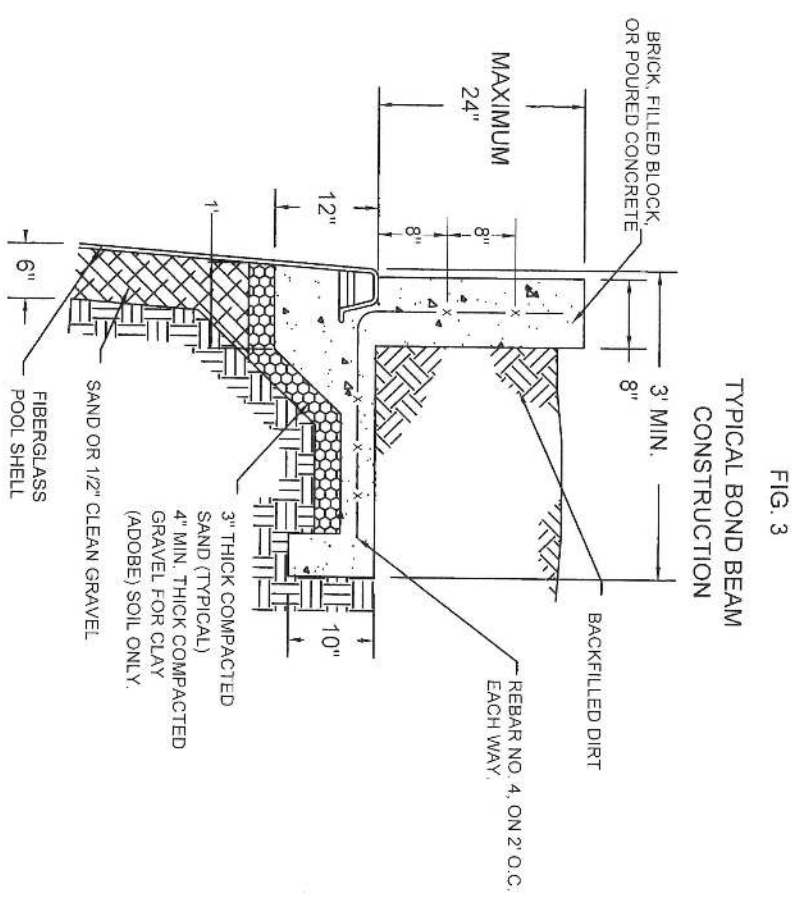


FIG. 3

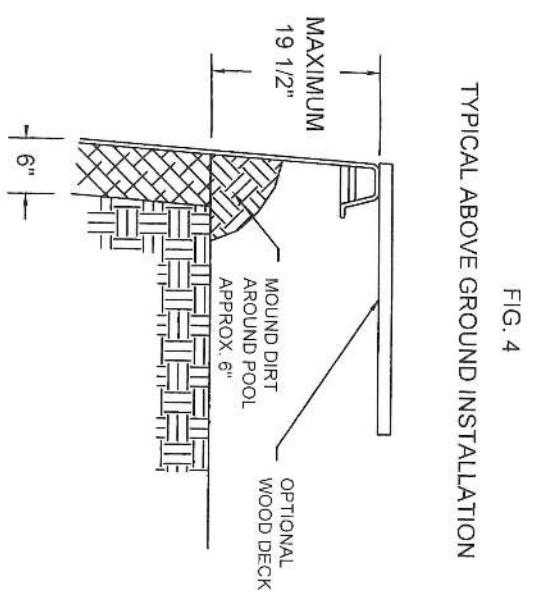



FIG. 4

Length, width and depth may vary up to 3% - all dimensions are to outside edge of coping, measured from parallel lines

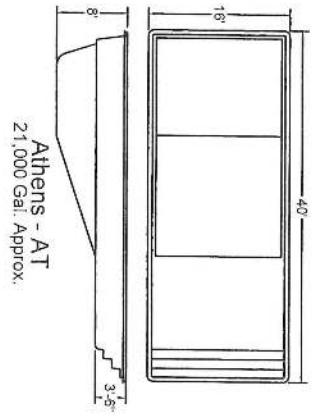
Reviewed by:
 Donald R. Poindexter, PE
 Florida Lic. No. 64901
 4119 Trinity Dr Santa Rosa CA 95405
 Phone 707-494-8761



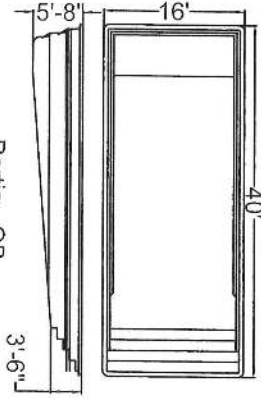
NOTES

Latham Pool Products Inc.
 DBA Blue Hawaiian Pools
 ICC Evaluation Report Number (ESR-2014)
 Latham, NY Phone: (800) 833-3800
 Jane Lew, WV Phone: (304) 884-6954 Fax: (304) 884-7198
 Midland, TX Phone: (432) 561-9933 Fax: (432) 561-9934
 Williams, CA Phone: (530) 473-5319 Fax: (530) 473-5393
 Zephyrhills, FL Phone: (813) 783-7439 Fax: (813) 783-7214

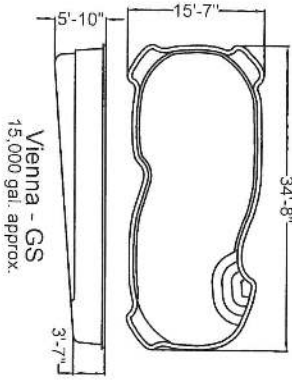
Length, width and depth may vary up to 3% - all dimensions are to outside edge of coping, measured from parallel lines.



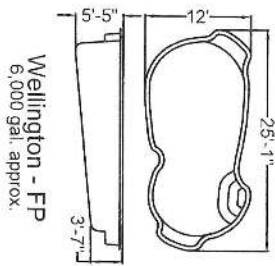
Athens - AT
21,000 Gal. Approx.



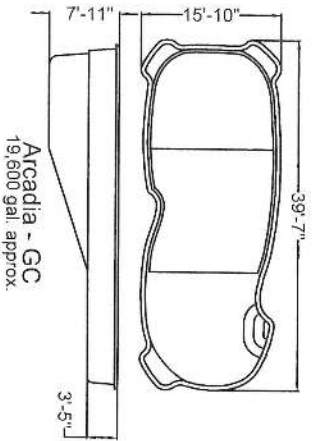
Portia - OB
18,900 gal. approx.



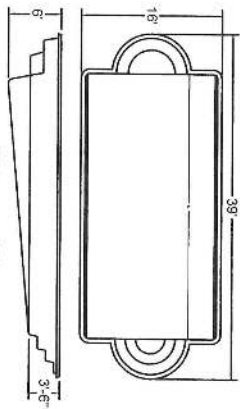
Vienna - GS
15,000 gal. approx.



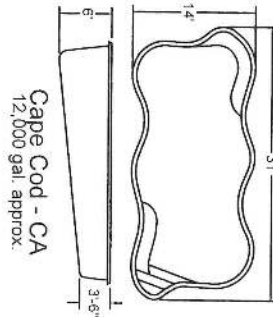
Wellington - FP
6,000 gal. approx.



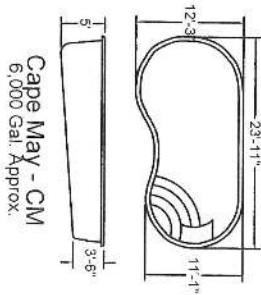
Arcadia - GC
19,600 gal. approx.



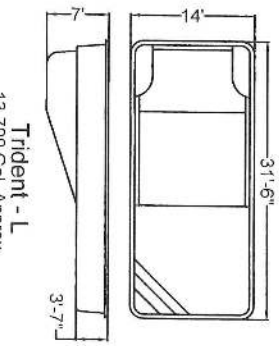
Sierra - SR
16,300 Gal. Approx.



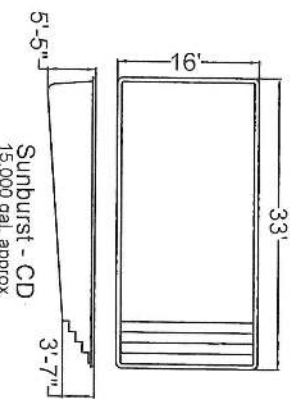
Cape Cod - CA
12,000 gal. approx.



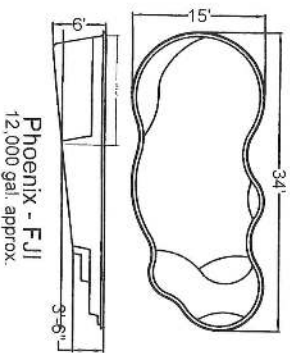
Cape May - CM
6,000 Gal. Approx.



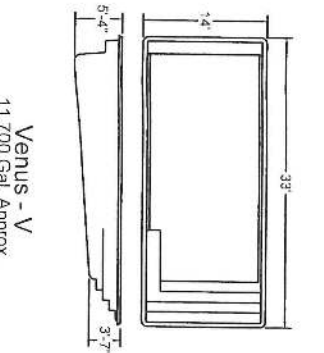
Trident - L
13,700 Gal. Approx.



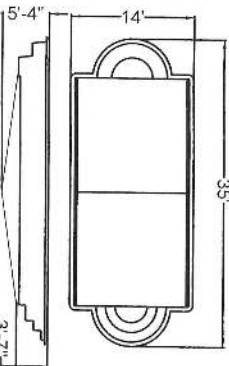
Sunburst - CD
15,000 gal. approx.



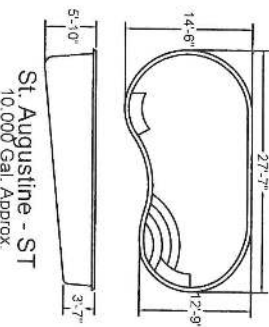
Phoenix - FJI
12,000 gal. approx.



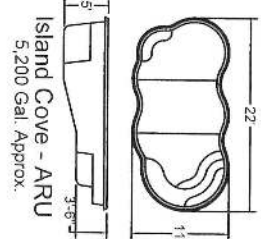
Venus - V
11,700 Gal. Approx.



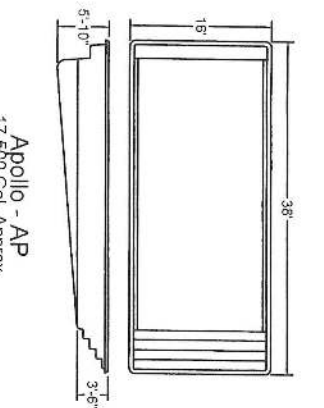
Mariana - MT
12,400 gal. approx.



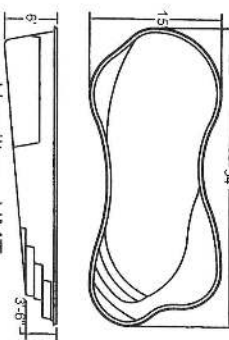
St. Augustine - ST
10,000 Gal. Approx.



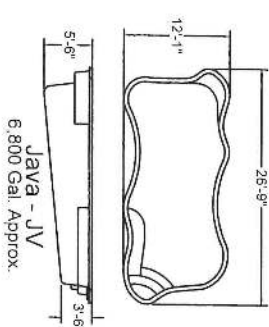
Island Cove - ARU
5,200 Gal. Approx.



Apollo - AP
17,500 Gal. Approx.




Hamilton - HMT
12,000 Gal. Approx.



Java - JV
6,800 Gal. Approx.

Reviewed by:
Donald R. Poindexter, PE
Florida Lic. No. 64901
4119 Trinity Dr Santa Rosa CA 95405
Phone 707-494-8761



NOTES

Blank lines for notes.

Latham Pool Products Inc.

DBA Blue Hawaiian Pools

ICC Evaluation Report Number (ESR-2014)

Latham, NY Phone: (800) 833-3800

Jane Lew, WV Phone: (304) 884-6954 Fax: (304) 884-7198

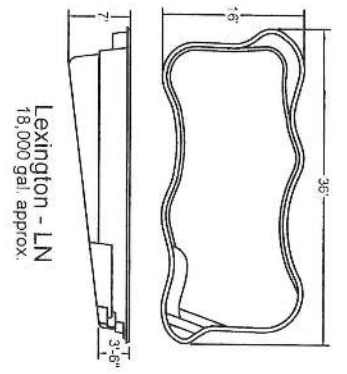
Midland, TX Phone: (432) 561-9933 Fax: (432) 561-9934

Williams, CA Phone: (530) 473-5319 Fax: (530) 473-5393

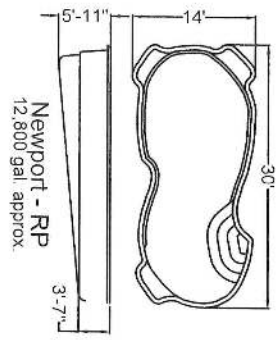
Zephyrhills, FL Phone: (813) 783-7439 Fax: (813) 783-7214

Models on this page are not currently on the ICC ESR-2014 Report, but are under evaluation and will be on the report upon its renewal.

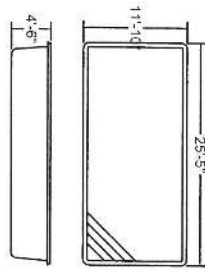
Length, width and depth may vary up to 3% - all dimensions are to outside edge of coping, measured from parallel lines.



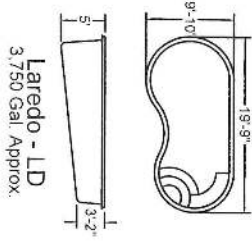
Lexington - LN
18,000 gal. approx.



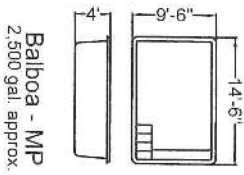
Newport - RP
12,800 gal. approx.



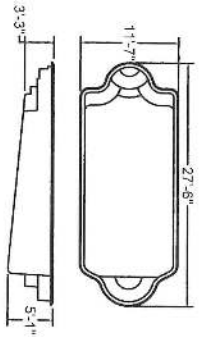
Asbury - AS
8,100 Gal. Approx.



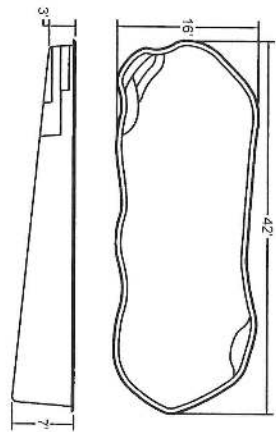
Laredo - LD
3,750 Gal. Approx.



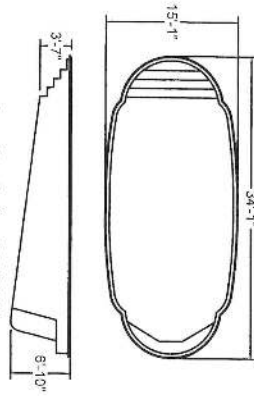
Balboa - MP
2,500 gal. approx.



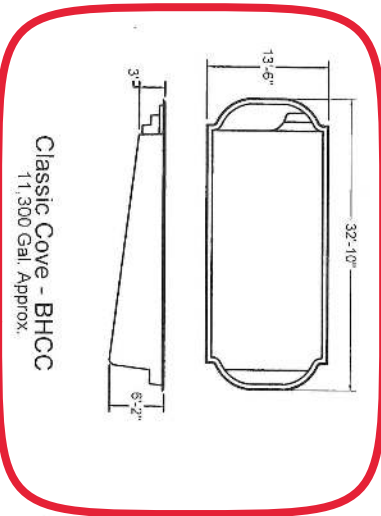
Twin Cove -BHTC
6,500 Gal. Approx.



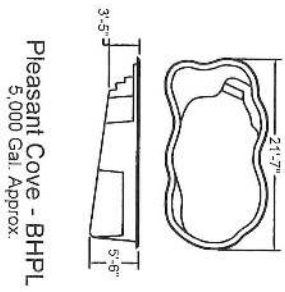
Grand Isle - BHGI
19,300 Gal. Approx.



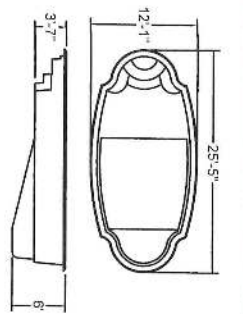
Southwind - BHSW
14,000 Gal. Approx.



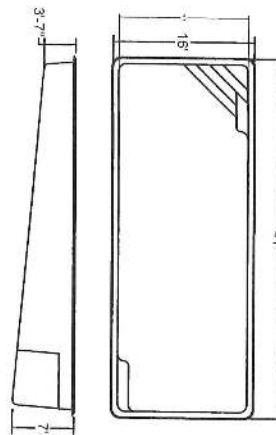
Classic Cove - BHCC
11,500 Gal. Approx.



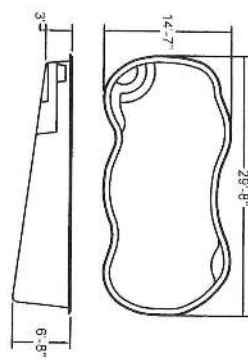
Pleasant Cove - BHPL
5,000 Gal. Approx.



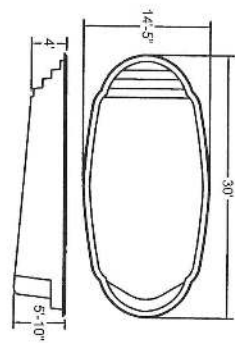
Sea Shore - BHSH
7,000 Gal. Approx.



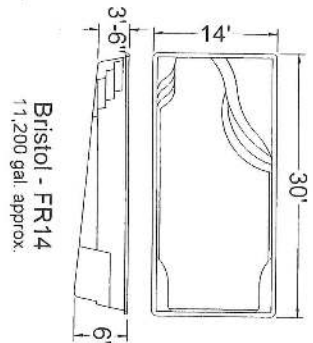
Olympic Bay - BHOB
23,000 Gal. Approx.



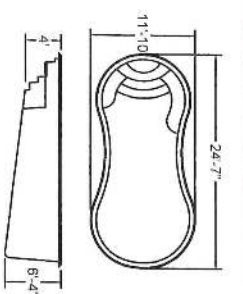
Bay Isle - BHBY
10,000 Gal. Approx.



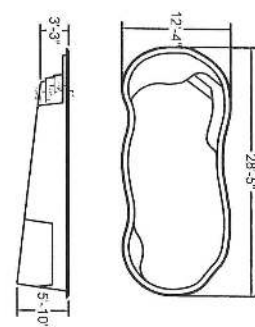
Bay Shore - BHBA
9,500 Gal. Approx.



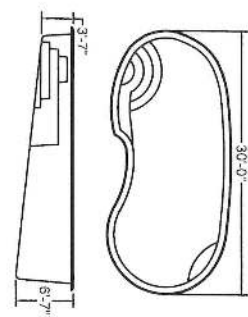
Bristol - FR14
11,200 gal. approx.



Sea Cove - BHSC
7,000 Gal. Approx.




Vista Isle - BHVI
8,000 Gal. Approx.



Paradise Beach - BHPR
10,000 Gal. Approx.

Reviewed by:
Donald R. Poindexter, PE
Florida Lic. No. 64901
4119 Trinity Dr Santa Rosa CA 95405
Phone 707-494-8761



NOTES

Blank lines for notes.

Latham Pool Products Inc.

DBA Blue Hawaiian Pools

ICC Evaluation Report Number (ESR-2014)

Latham, NY Phone: (800) 833-3800

Jane Lew, WV Phone: (304) 884-6954 Fax: (304) 884-7198

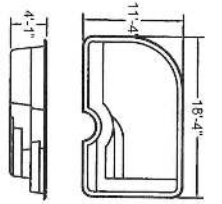
Midland, TX Phone: (432) 561-9933 Fax: (432) 561-9934

Williams, CA Phone: (530) 473-5319 Fax: (530) 473-5393

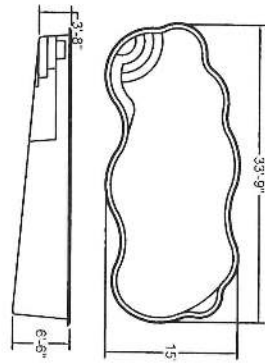
Zephyrhills, FL Phone: (813) 783-7439 Fax: (813) 783-7214

Models on this page are not currently on the ICC ESR-2014 Report, but are under evaluation and will be on the report upon its renewal.

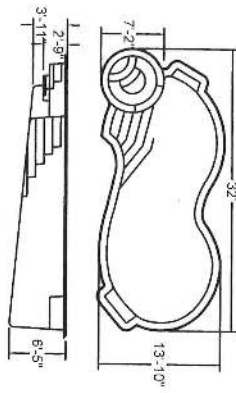
Length, width and depth may vary up to 3% - all dimensions are to outside edge of coping, measured from parallel lines.



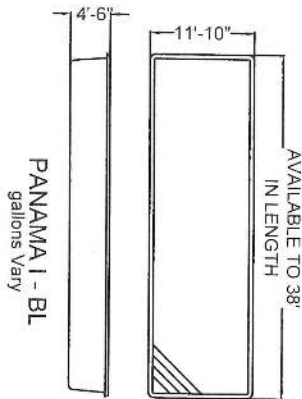
Sandy Cove - BH38
3,600 Gal. Approx.



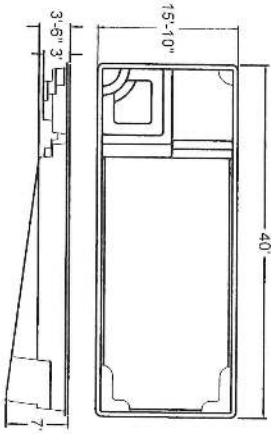
Blue Isle - BHBI
13,000 Gal. Approx.



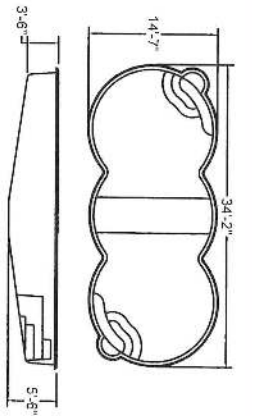
Sunset Bay - BHSY
10,000 Gal. Approx.



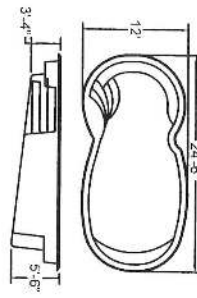
PANAMA I - BL
gallons Vary



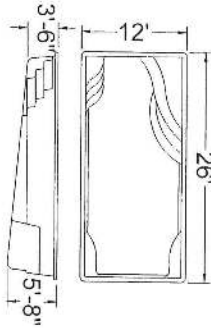
Nautilus - FRX
15,600 Gal. Approx.



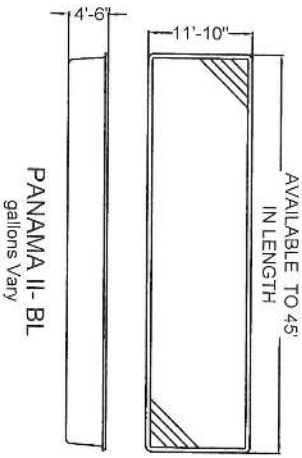
Three Moon Bay - BHTB
12,000 Gal. Approx.



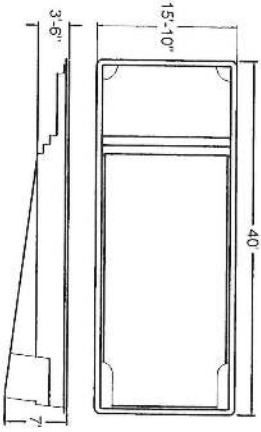
Sea Swirl - BHSR
6,000 Gal. Approx.



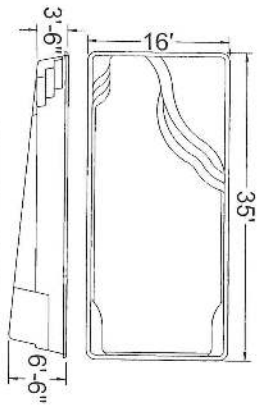
Cayman - FR12
7,600 gal. approx.



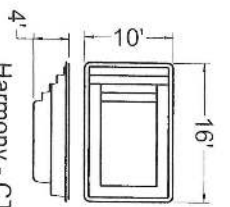
PANAMA II - BL
gallons Vary




Seahaven - RT16
15,400 Gal. Approx.



Regatta - FR16
15,250 gal. approx.



Harmony - CTL
2,450 gal. approx.



Reviewed by:
Donald R. Poindexter, PE
Florida Lic. No. 64901
4119 Trinity Dr Santa Rosa CA 95405
Phone 707-494-8761

Latham Pool Products Inc. DBA Blue Hawaiian Pools

ICC Evaluation Report Number (ESR-2014)

Latham, NY Phone: (800) 833-3800

Jane Lew, WV Phone: (304) 884-6954 Fax: (304) 884-7198

Midland, TX Phone: (432) 561-9933 Fax: (432) 561-9934

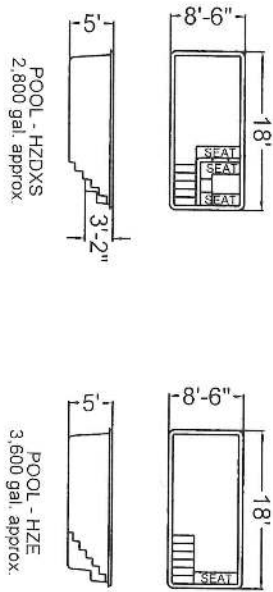
Williams, CA Phone: (530) 473-5319 Fax: (530) 473-5393

Zephyrhills, FL Phone: (813) 783-7439 Fax: (813) 783-7214

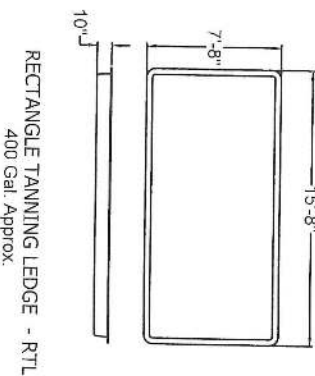
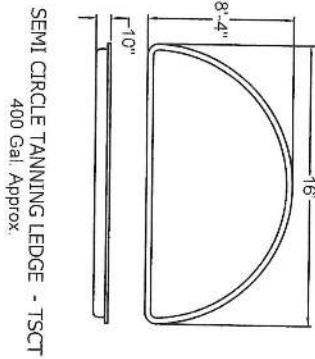
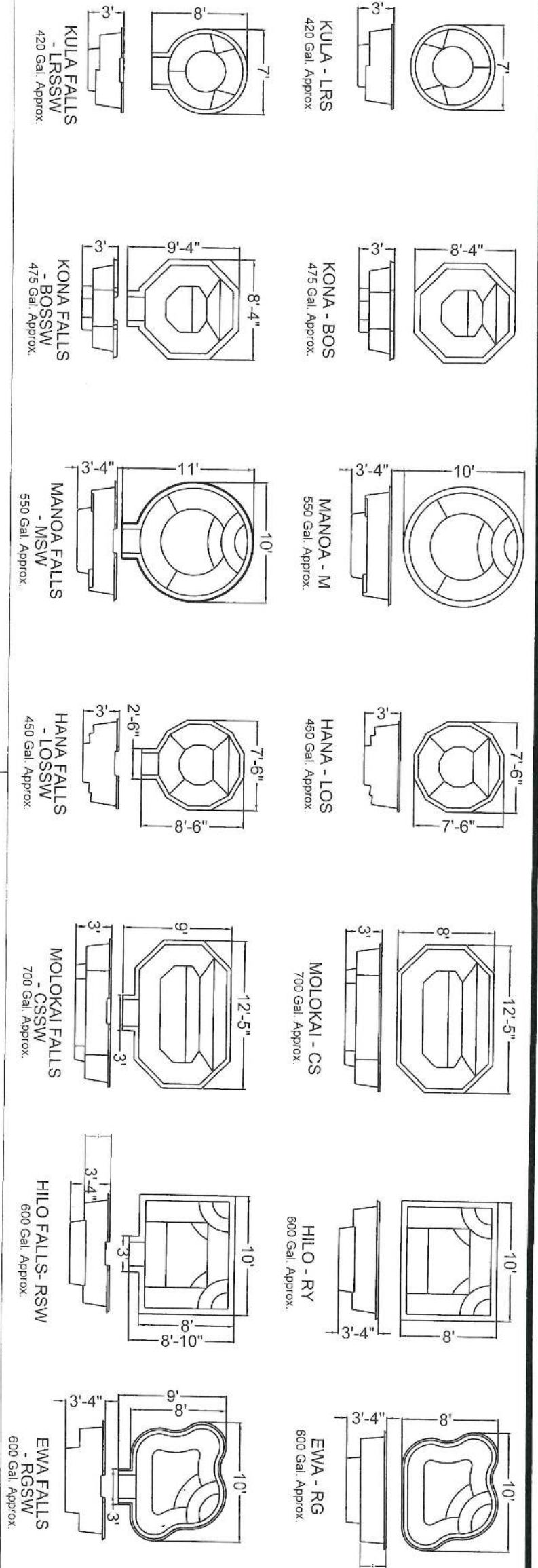
NOTES

Blank lines for notes.


Length, width and depth may vary up to 3% - all dimensions are to outside edge of coping, measured from parallel lines.



Length, width and depth may vary up to 3% - all dimensions are to outside edge of coping, measured from parallel lines.



Reviewed by:
 Donald R. Poindexter, PE
 Florida Lic. No. 64901
 4119 Trinity Dr Santa Rosa CA 95405
 Phone 707-494-8761



JAN 23 2020

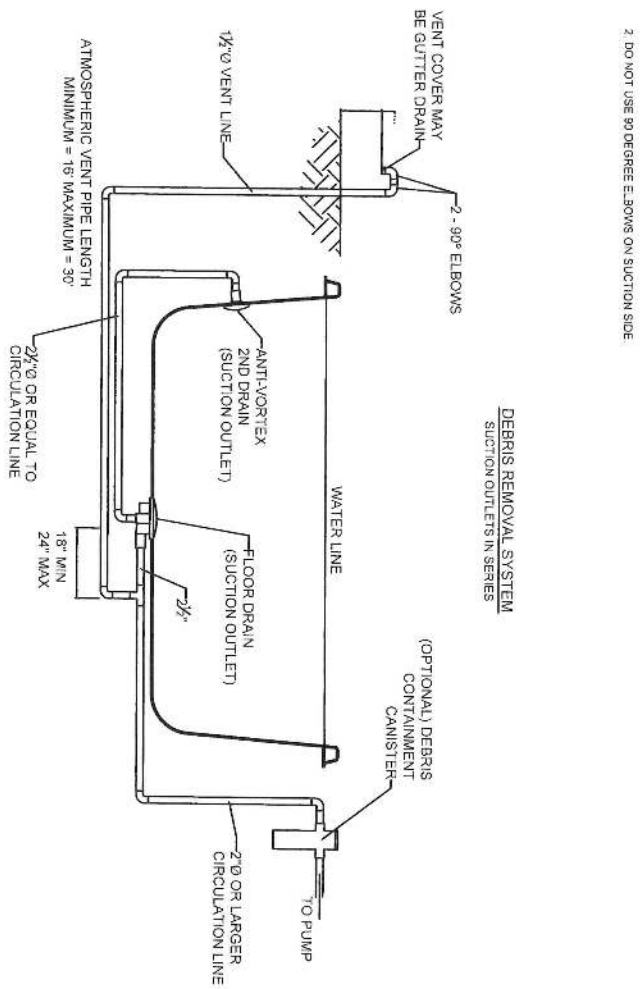
Latham Pool Products Inc.
 DBA Blue Hawaiian Pools

ICC Evaluation Report Number (ESR-2014)

Latham, NY Phone: (800) 833-3800
 Jane Lew, WV Phone: (304) 884-6954 Fax: (304) 884-7198
 Midland, TX Phone: (432) 561-9933 Fax: (432) 561-9934
 Williams, CA Phone: (530) 473-5319 Fax: (530) 473-5393
 Zephyrhills, FL Phone: (813) 783-7439 Fax: (813) 783-7214

NOTES

Blank lines for notes.

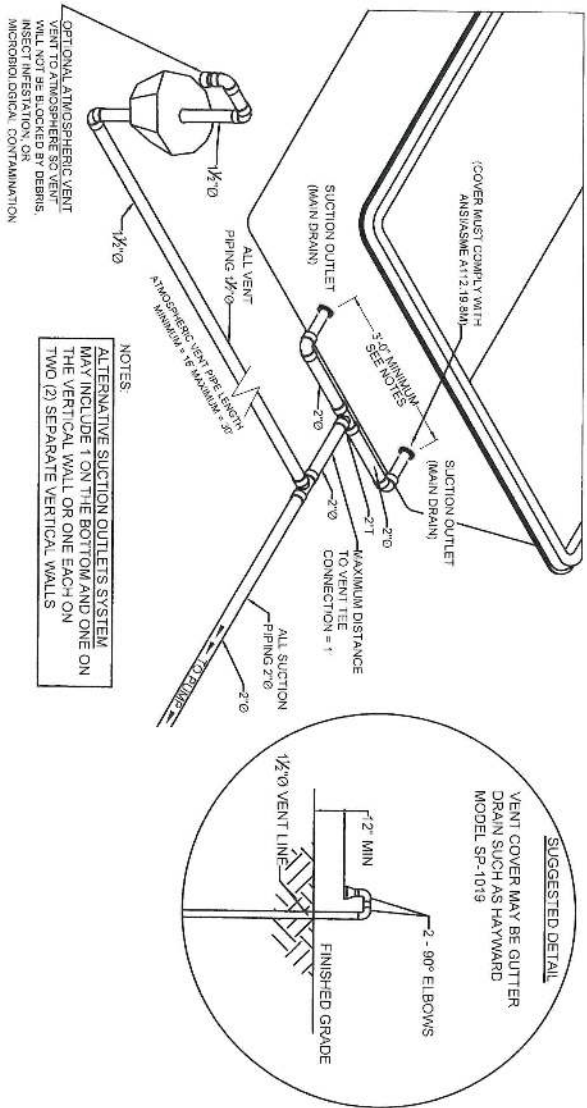


2. DO NOT USE 90 DEGREE ELBOWS ON SUCTION SIDE

GENERAL NOTES

1. THE DEBRIS REMOVAL SYSTEM IS TO BE INSTALLED IN ACCORDANCE WITH DRAIN MANUFACTURER'S RECOMMENDATIONS.
2. CONTRACTOR TO INSTALL VACUUM RELIEF BACKUP SYSTEM IN ACCORDANCE WITH SECTION 424.2.6.6 FBC-BUILDING AND RESIDENTIAL 2007 AND SECTION R4501.6 FBC-RESIDENTIAL 2017, INCLUDING 2009 SUPPLEMENT AND 2017 FBC-BUILDING AND RESIDENTIAL.
3. ALL PIPING TO BE SCHEDULE 40 PVC BEARING NSF APPROVAL UNLESS OTHERWISE NOTED.
4. THE FLOOR DRAIN MEETS THE REQUIREMENTS OF ANSIA/SME A112.19.8-2007 AND DRAIN COVERS MEET THE REQUIREMENTS OF ANSIA/SME A112.19.8-2007 FOR ANTI-HAIR AND BODY ENTRAPMENT AND ANSIA/SPIC-7 2013 STANDARD.
5. THIS DRAWING WILL SUPPLEMENT CONTRACTORS SPECIFICATION DRAWING ON FILE. FOR METHODS AND MATERIALS OF CONSTRUCTION, REFER TO CONTRACTOR'S ENGINEERED AND SEALED SPECIFICATION DRAWING ON FILE WITH THE BUILDING DEPARTMENT.
6. ATTACH PLACARD WHICH STATES THAT VENT IS A SWIMMING POOL SAFETY DEVICE AND SHOULD NOT BE TAMPERED WITH.
7. THE MAXIMUM VACUUM WITH ONE SUMP PLUGGED AND TO RELEASE A BODY ENTRAPMENT ON THE OTHER SUMP WILL NOT EXCEED 4.5 INCHES OF MERCURY IN 3 SECONDS.
8. MAXIMUM SUCTION PIPE VELOCITY SIX (6) FPS OR 58 GPM.
9. AN APPROVED VACUUM RELEASE SYSTEM SUCH AS THE VAC-ALERT SVRS SYSTEM IS AN ALTERNATIVE TO THE OTHER SYSTEMS SHOWN.

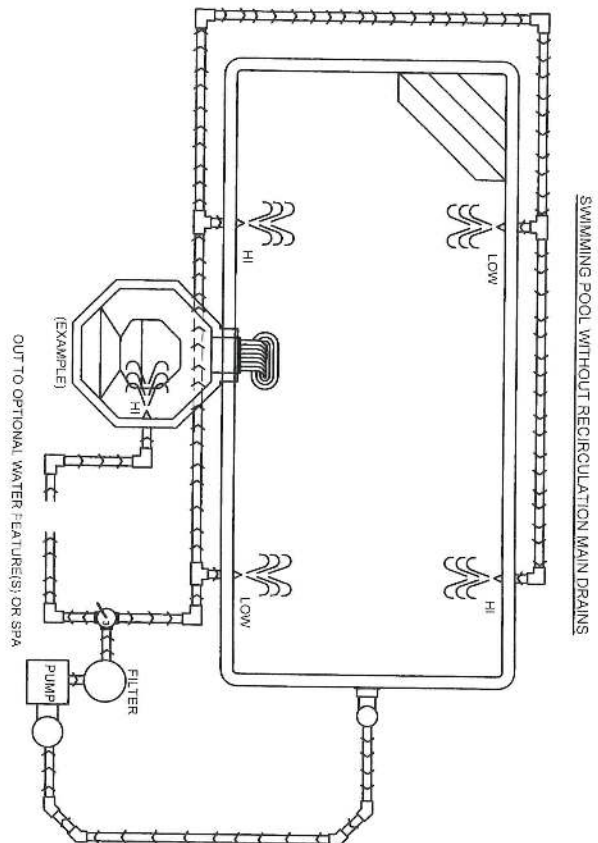
Length, width and depth may vary up to 3% - all dimensions are to outside edge of coping, measured from parallel lines.



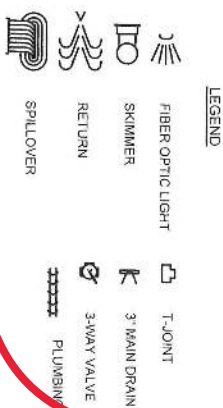
OPTIONAL ATMOSPHERIC VENT WILL NOT BE BLOCKED BY DEBRIS, INSECT INFESTATION, OR MICROBIOLOGICAL CONTAMINATION

NOTES:
ALTERNATIVE SUCTION OUTLETS SYSTEM MAY INCLUDE 1 ON THE BOTTOM AND ONE ON THE VERTICAL WALL OR ONE EACH ON TWO (2) SEPARATE VERTICAL WALLS


DUAL SUCTION OUTLETS IN PARALLEL WITH OPTIONAL ATMOSPHERIC VENT SYSTEM IS TO BE INSTALLED IN ACCORD WITH SECT 424.2.6.6 2007 FLORIDA BUILDING CODE BUILDING AND SECT R4501.6 2017 FLORIDA BUILDING CODE RESIDENTIAL, INCLUDING 2009 SUPPLEMENT, 2010/2014 FLORIDA BUILDING CODE BUILDING AND 2017 FLORIDA BUILDING CODE RESIDENTIAL 2013 ANSIA/SPIC-7 Sump Entrapment Avoidance



- STANDARD NOTES**
1. USE #2 SCHEDULE 40 PIPE
 2. DO NOT USE 90 DEGREE ELBOWS ON SUCTION SIDE
 3. CHECK VALVES MAY BE NEEDED IF EQUIPMENT IS NOT SET AT OR ABOVE WATER LINE
 4. NEET VALVES WITHIN 5' OF THE PUMP AND/OR FILTER



Reviewed by:
Donald R. Poindexter, PE
Florida Lic. No. 64901
4119 Trinity Dr Santa Rosa CA 95405
Phone 707-494-8761



NOTES

Latham Pool Products Inc.
DBA Blue Hawaiian Pools
ICC Evaluation Report Number (ESR-2014)
Latham, NY Phone: (800) 833-3800
Jane Lew, WV Phone: (304) 884-6954 Fax: (304) 884-7198
Midland, TX Phone: (432) 561-9933 Fax: (432) 561-9934
Williams, CA Phone: (530) 473-5319 Fax: (530) 473-5393
Zephyrhills, FL Phone: (813) 783-7439 Fax: (813) 783-7214