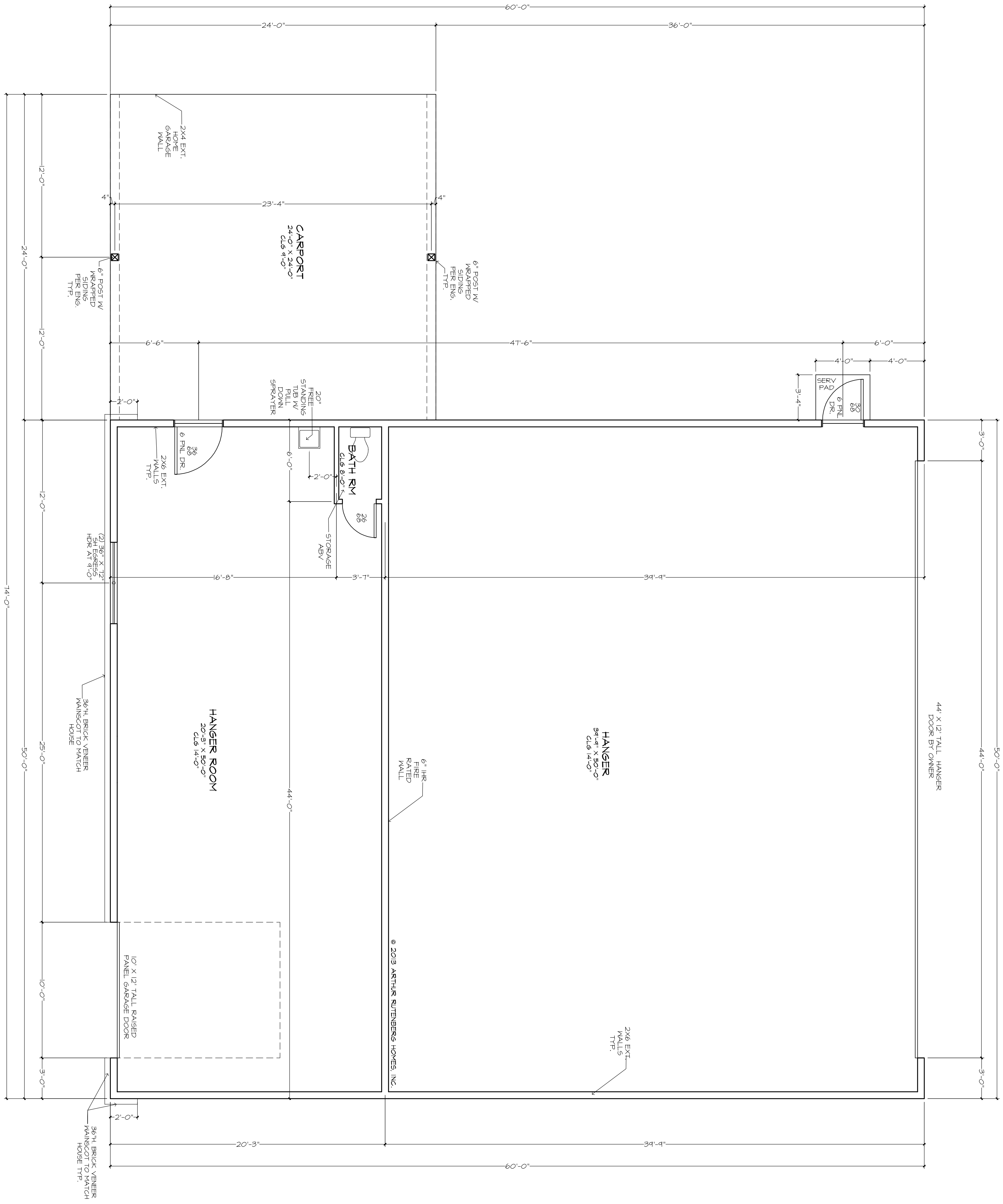
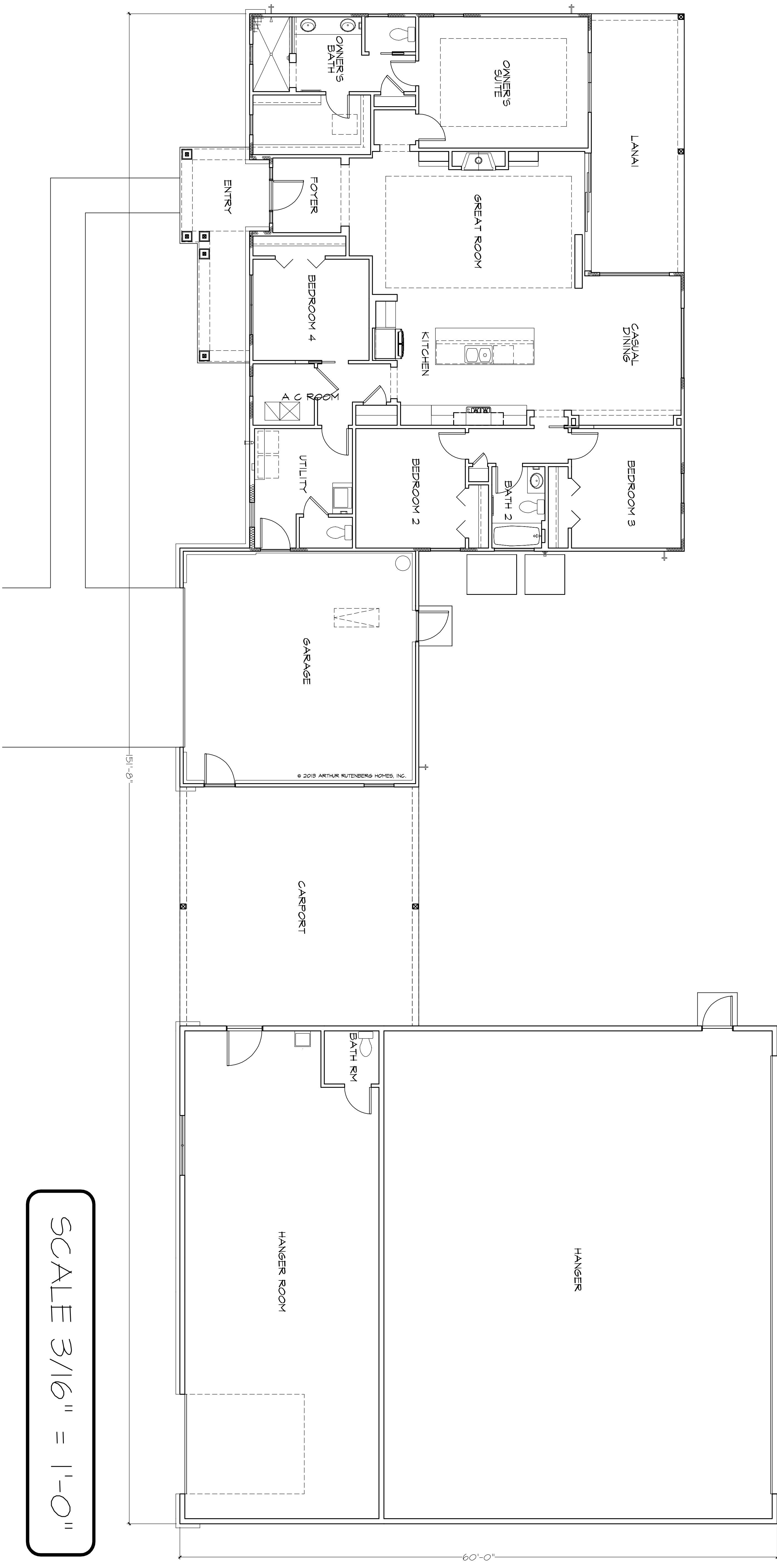


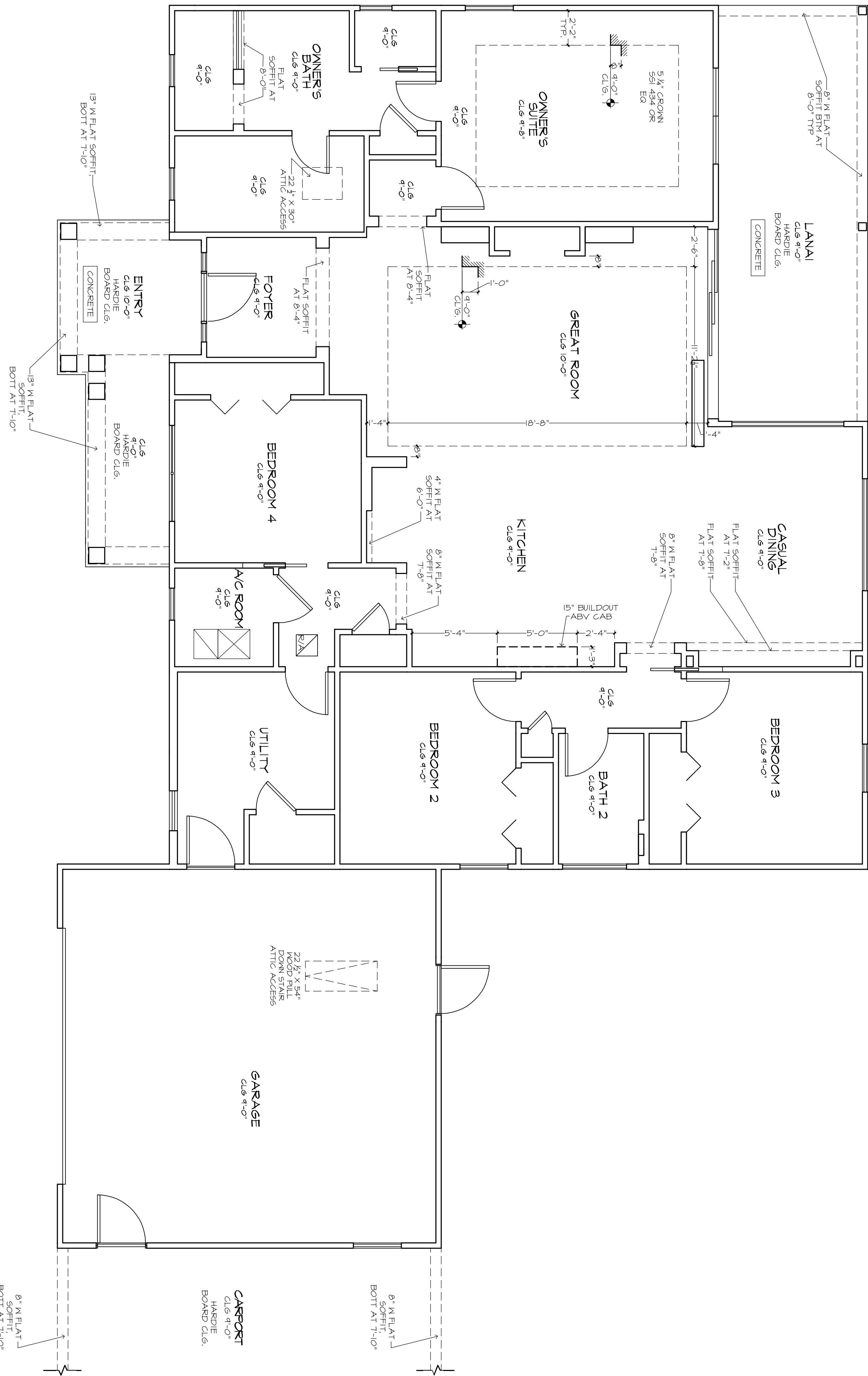
SQUARE FOOTAGES	
AREA	SQ. FT.
ENTRY	145 SF
FOYER	570 SF
KITCHEN	570 SF
LIVING	2101 SF
TOTAL	3059 SF

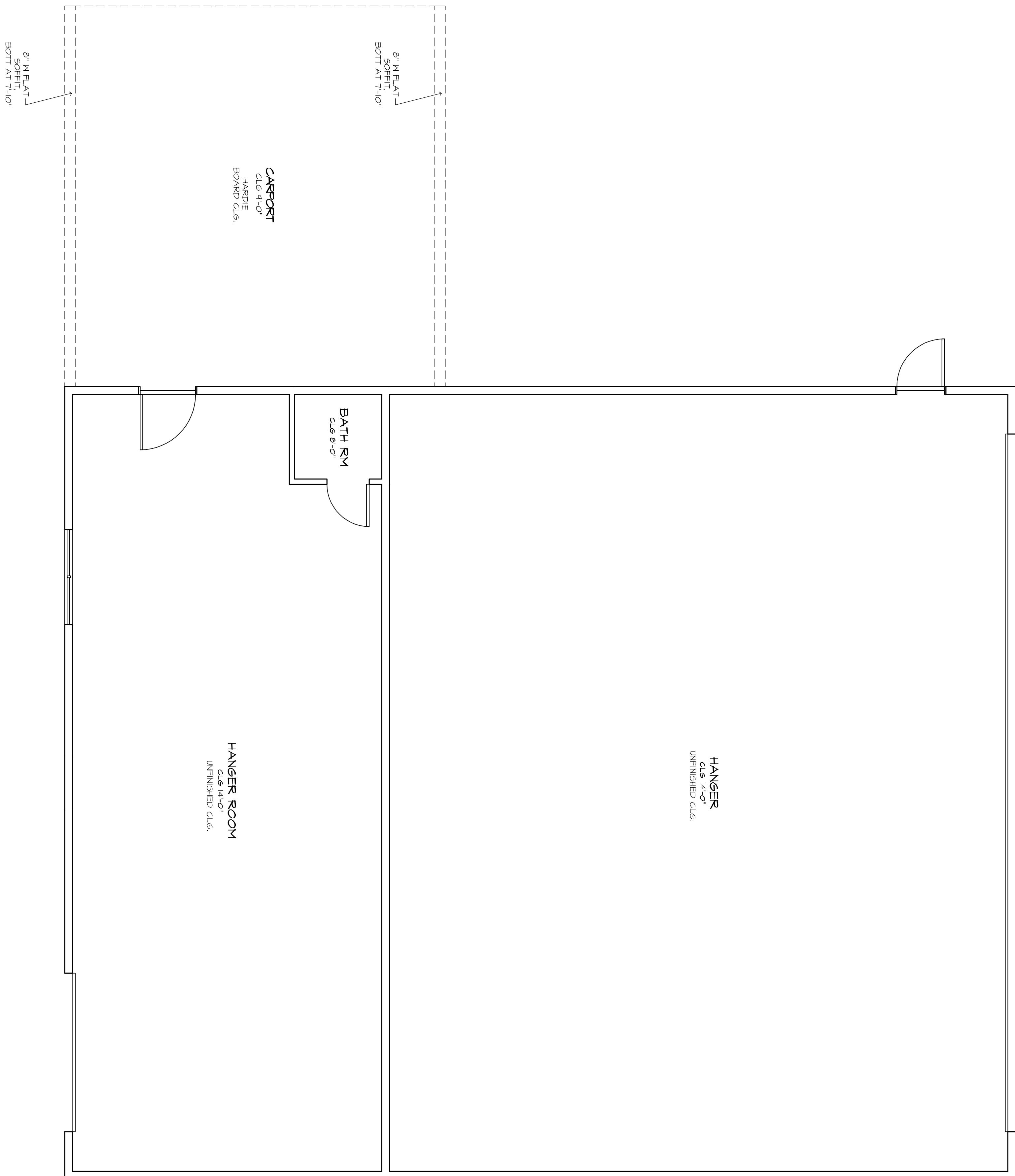


SQUARE FOOTAGES	
AREA	SQ. FT.
CARPORIT	516
GARAGE HANGAR	3000
TOTAL	3516

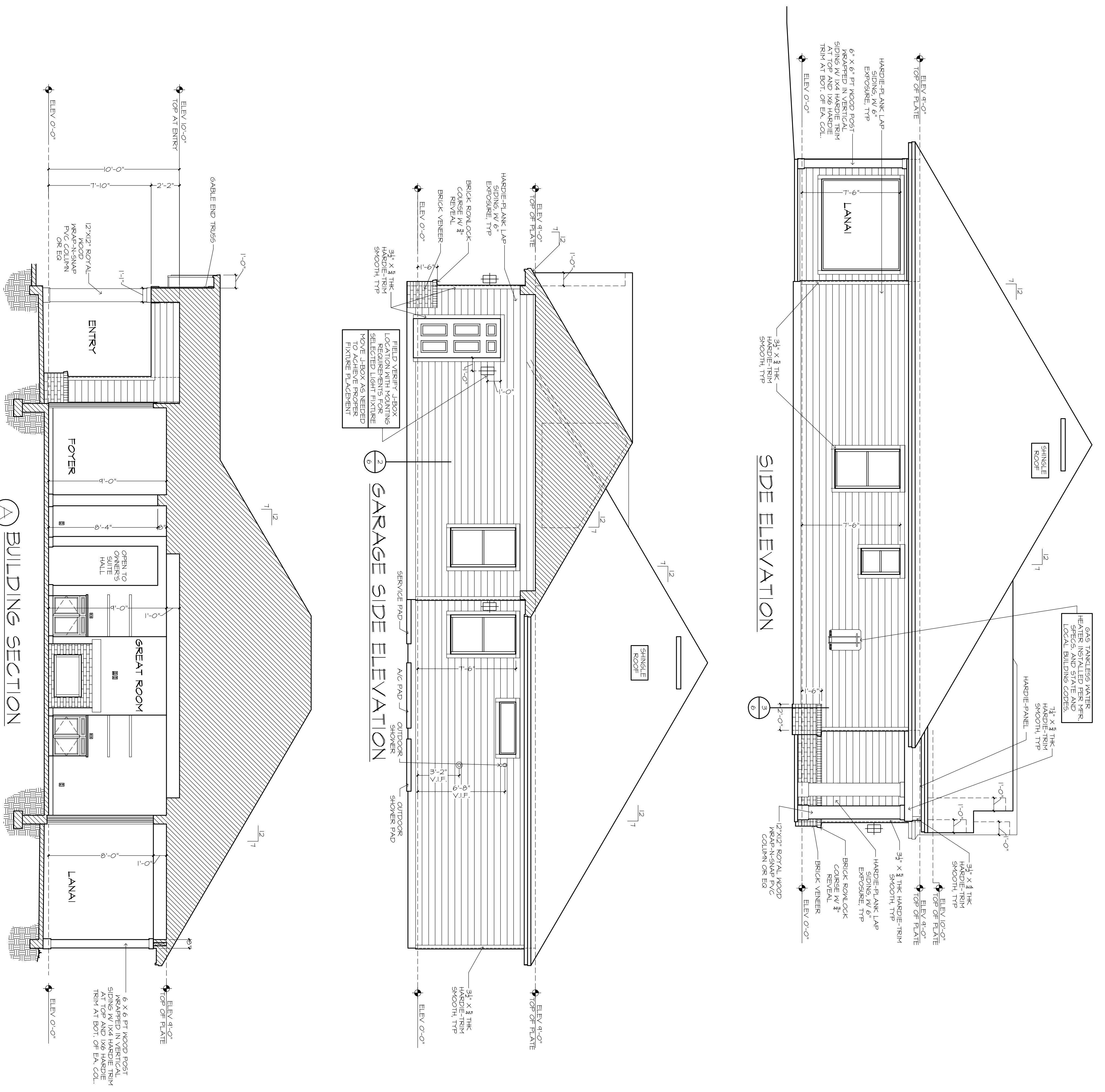


SCALE 3/16" = 1'-0"









**FRAMING PLAN DISCLAIMER**

THE DESIGNER HAS REVIEWED THE FRAMING PLAN AND HAS FOUND IT TO BE IN ACCORDANCE WITH THE APPLICABLE FEDERAL, STATE, AND LOCAL BUILDING CODES. THE DESIGNER IS NOT RESPONSIBLE FOR ANY ERRORS OR OMISSIONS IN THE FRAMING PLAN OR FOR ANY DAMAGE TO THE PROPERTY OR PERSONS OR PROPERTY CAUSED BY THE FRAMING CONTRACTOR OR ANY OTHER PARTY. THE FRAMING CONTRACTOR SHALL BE RESPONSIBLE FOR OBTAINING ALL NECESSARY PERMITS AND FOR COMPLYING WITH ALL APPLICABLE FEDERAL, STATE, AND LOCAL BUILDING CODES.

**MECHANICAL DISCLAIMER**

THE DESIGNER HAS REVIEWED THE MECHANICAL PLAN AND HAS FOUND IT TO BE IN ACCORDANCE WITH THE APPLICABLE FEDERAL, STATE, AND LOCAL BUILDING CODES. THE DESIGNER IS NOT RESPONSIBLE FOR ANY ERRORS OR OMISSIONS IN THE MECHANICAL PLAN OR FOR ANY DAMAGE TO THE PROPERTY OR PERSONS OR PROPERTY CAUSED BY THE MECHANICAL CONTRACTOR OR ANY OTHER PARTY. THE MECHANICAL CONTRACTOR SHALL BE RESPONSIBLE FOR OBTAINING ALL NECESSARY PERMITS AND FOR COMPLYING WITH ALL APPLICABLE FEDERAL, STATE, AND LOCAL BUILDING CODES.

**PLAN DISCLAIMER**

AR FRANCHISING, INC., THE DESIGNER, IS RESPONSIBLE FOR THE AESTHETIC DESIGN ONLY AS REPRESENTED IN THESE DRAWINGS (PLANS) BUT NOT FOR ANY STRUCTURAL INFORMATION INCLUDED OR OMITTED. THE BUILDER IS RESPONSIBLE BOTH FOR CONFORMING TO THESE PLANS AND CONSTRUCTING THE RESIDENCE TO ALL APPLICABLE FEDERAL, STATE, AND LOCAL BUILDING CODES, ORDINANCES, AND LAWS, INCLUDING BUT NOT LIMITED TO THE FOLLOWING: EGRESS, FIRE SAFETY, TECHNICAL CODES, FLOOD ZONE CRITERIA, WORKMAN CODES, PRE-ENGINEERED TRUSSES, FRAMING MEMBER FLASHING, AND MOISTURE PROTECTION. AR FRANCHISING, INC. IS NOT RESPONSIBLE FOR REVISIONS MADE TO THESE DRAWINGS BY OTHER DESIGNERS OR DRAFTSMAN USED BY BUILDER OR OWNER, BY USE OF THESE DRAWINGS THE BUILDER SHALL BE RESPONSIBLE FOR OBTAINING ALL NECESSARY PERMITS AND FOR COMPLYING WITH ALL APPLICABLE FEDERAL, STATE, AND LOCAL BUILDING CODES.

10/11/23 HM - A  
10/20/23 HM - A-1  
10/23/23 HM - A-2  
10/31/23 BCL - B

**THE HEATHER 1262F -R- DOUGLAS & BARBARA LIBBY**

BUILDER: **BRYAN ZECHER HOMES, INC.**  
LAKE CITY, FLORIDA  
AN INDEPENDENTLY OWNED AND OPERATED FRANCHISE

**6a**

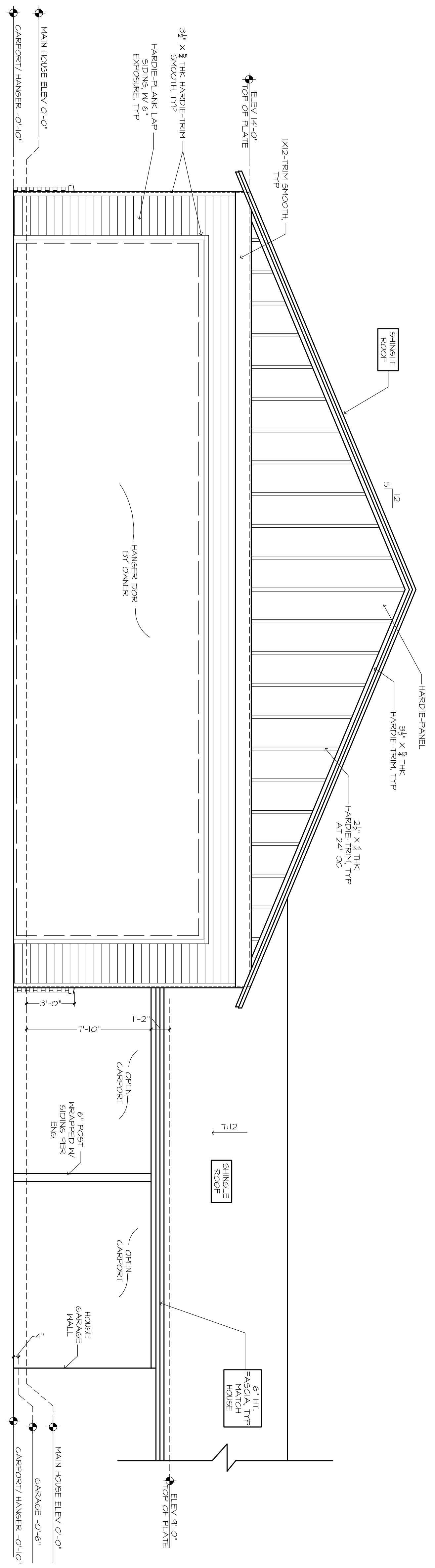
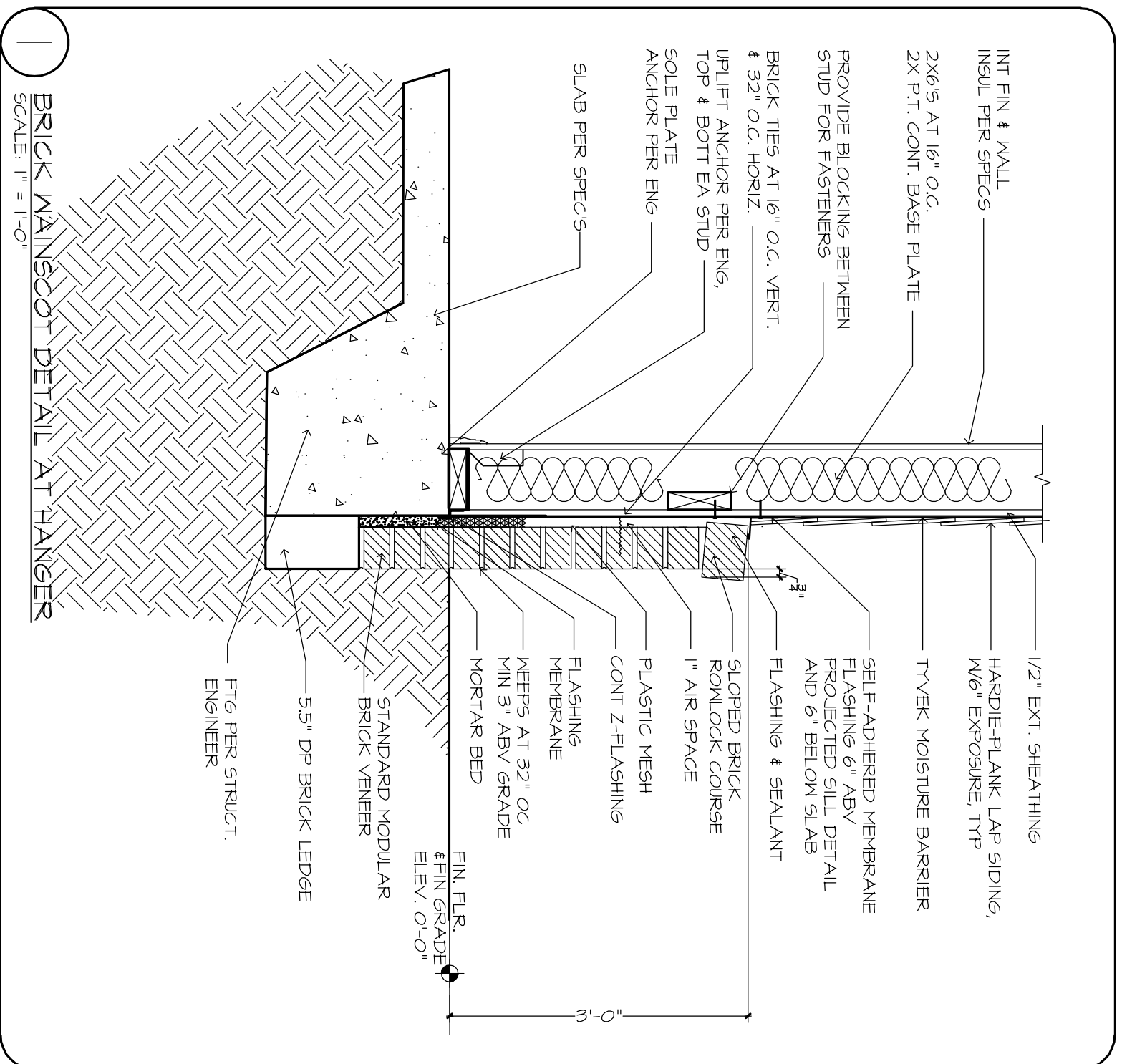
HOUSE SIDE ELEVS / BLDG SECTION 24x36: 1/4"=1'-0"  
2x12: 1/8"=1'-0"

PLAN 1262F-25-01-'B'  
JOB # 88-2316-LIBBY-B

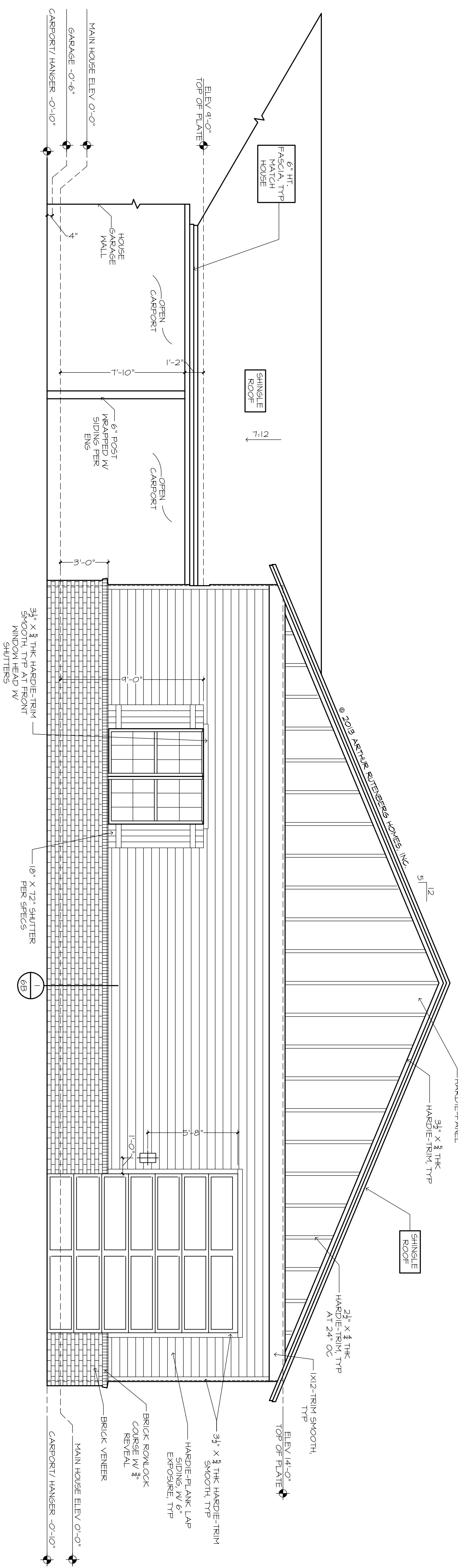
\*TRADITIONAL\*

**FRAMING PLAN DISCLAIMER**

THE FRAMING PLANS REPRESENTED IN THESE DRAWINGS ARE PRELIMINARY. THE BUILDER IS RESPONSIBLE FOR VERIFYING ALL DIMENSIONS, BEARING LOCATIONS AND MATERIALS. THE CONTRACTOR SHALL VERIFY ALL DIMENSIONS AND MATERIALS BEFORE CONSTRUCTION. THE CONTRACTOR SHALL BE RESPONSIBLE FOR OBTAINING ALL NECESSARY PERMITS AND APPROVALS. THE CONTRACTOR SHALL BE RESPONSIBLE FOR VERIFYING ALL DIMENSIONS AND MATERIALS BEFORE CONSTRUCTION. THE CONTRACTOR SHALL BE RESPONSIBLE FOR OBTAINING ALL NECESSARY PERMITS AND APPROVALS.



**REAR ELEVATION**



**FRONT ELEVATION**

**6b** HANGAR FRONT & REAR ELEVATIONS 24x26: 1/4" = 1'-0", 1/8" = 1'-0"

PLAN 1262F-2F-01-CUSTOM  
JOB # 88-2316-LIBBY-B  
"TRADITIONAL"

THE HEATHER 1262F -R- DOUGLAS & BARBARA LIBBY  
BUILDER: BRYAN ZECHER HOMES, INC.  
LAKE CITY, FLORIDA  
AN INDEPENDENTLY OWNED AND OPERATED FRANCHISE

**PLAN DISCLAIMER**

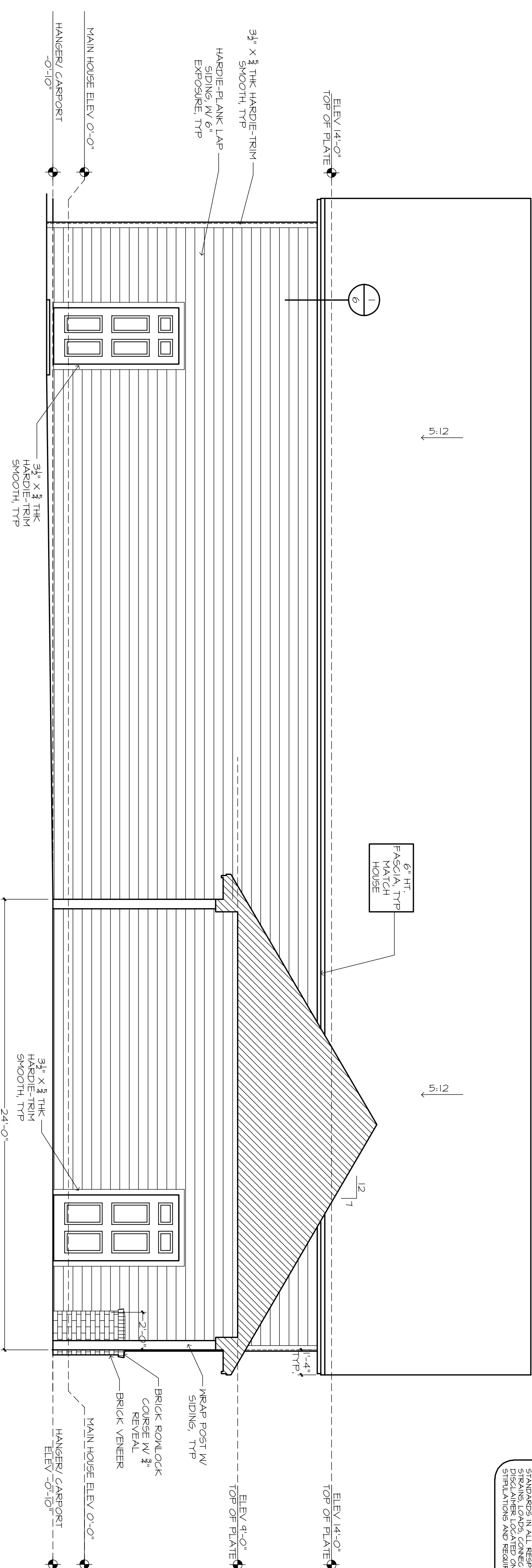
AR FRANCHISING, INC., THE DESIGNER, IS RESPONSIBLE FOR THE AESTHETIC DESIGN ONLY AS REPRESENTED IN THESE DRAWINGS (PLANS) BUT NOT FOR ANY STRUCTURAL INFORMATION INCLUDED OR OMITTED. THE BUILDER IS RESPONSIBLE BOTH FOR CONFIRMING THESE PLANS AND CONSTRUCTING THE RESIDENCE TO ALL APPLICABLE FEDERAL, STATE, AND LOCAL BUILDING CODES, ORDINANCES, AND LAWS, INCLUDING BUT NOT LIMITED TO THE FOLLOWING: IBC/ISSF, FIRE SAFETY TECHNICAL CODES, FLOOR JOIST SYSTEMS, WINDSPEEDS, AND LOCAL BUILDING CODES. THE CONTRACTOR SHALL VERIFY ALL DIMENSIONS AND MATERIALS BEFORE CONSTRUCTION. THE CONTRACTOR SHALL BE RESPONSIBLE FOR OBTAINING ALL NECESSARY PERMITS AND APPROVALS. THE CONTRACTOR SHALL BE RESPONSIBLE FOR VERIFYING ALL DIMENSIONS AND MATERIALS BEFORE CONSTRUCTION. THE CONTRACTOR SHALL BE RESPONSIBLE FOR OBTAINING ALL NECESSARY PERMITS AND APPROVALS.

10-11-23 BCL/AM-A  
10/20/23 HM - A-1  
10/23/23 HM - A-2  
10/31/23 BCL - B

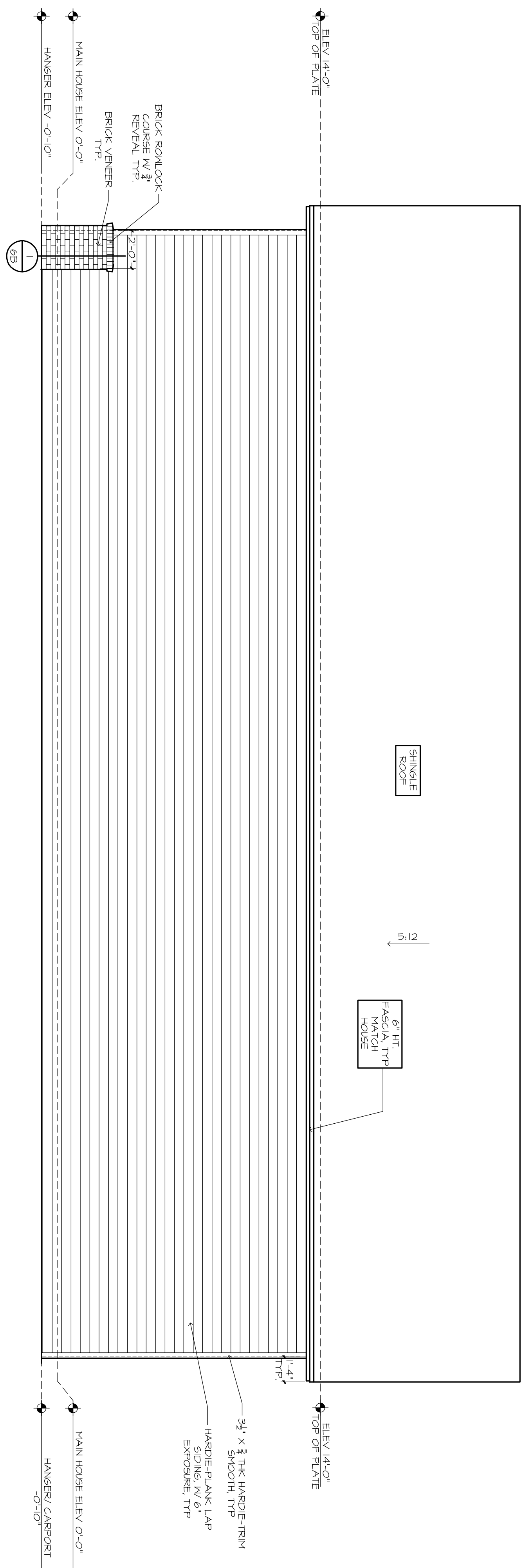
**RHOMES**  
COPYRIGHT  
AR FRANCHISING, INC.  
ALL RIGHTS RESERVED

**FRAMING PLAN DISCLAIMER**

THE FRAMING PLANS REPRESENTED IN THESE DRAWINGS ARE FOR INFORMATION ONLY. THE CONTRACTOR SHALL BE RESPONSIBLE FOR OBTAINING ALL NECESSARY PERMITS, LOCAL BUILDING CODES, ORDINANCES, AND LAWS, INCLUDING BUT NOT LIMITED TO THE FOLLOWING: IBC 2018, FIRE SAFETY TECHNICAL CODES, FLOOD ZONE CRITERIA, WINDSPEED CODES, PRE-ENGINEERED TRUSSES, FRAMING MEMBERS, FLASHING, AND MOISTURE PROTECTION. AR FRANCHISING, INC. IS NOT RESPONSIBLE FOR REVISIONS MADE TO THESE DRAWINGS BY OTHER DESIGNERS OR DRAFTSMEN USED BY BUILDER OR OWNER, BY USE OF THESE DRAWINGS THE OWNER, BUILDER, AND SUBCONTRACTORS ACKNOWLEDGE AND AGREE TO THIS DISCLAIMER.

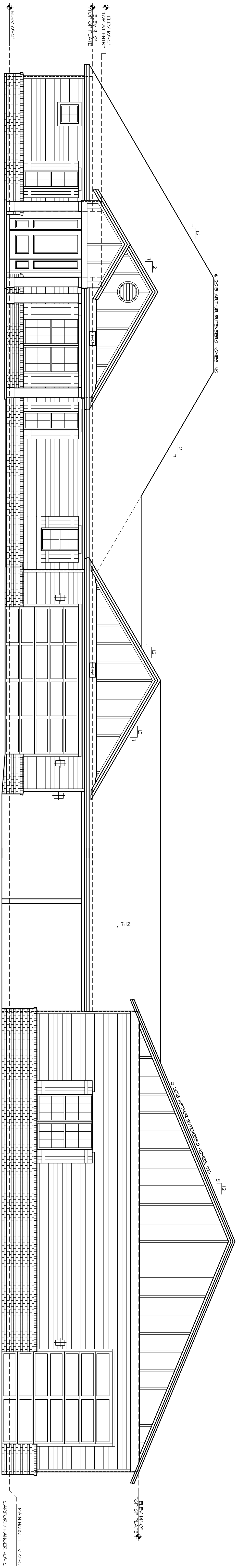


HOUSE SIDE ELEVATION

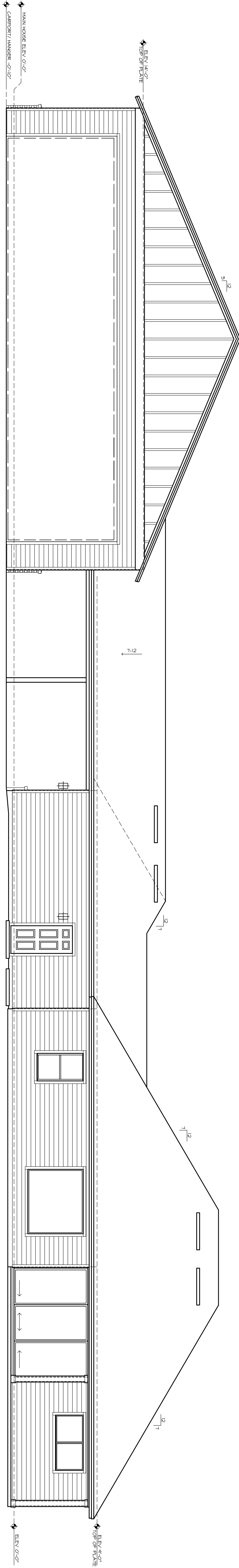


SIDE ELEVATION

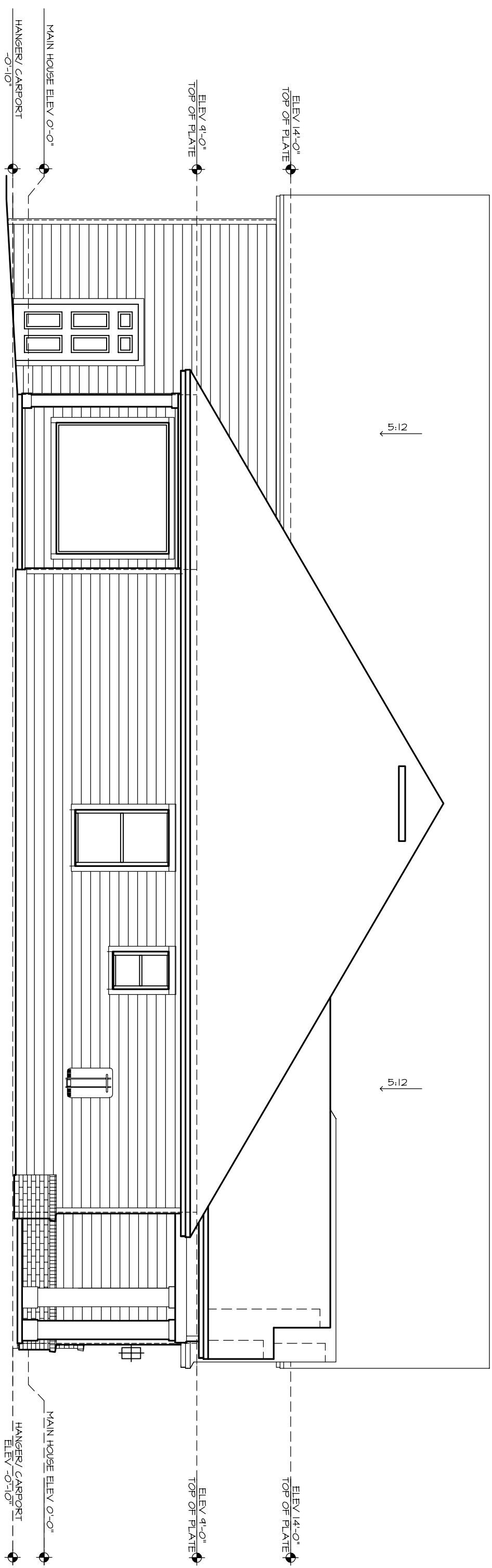
COMBINED FRONT ELEVATION



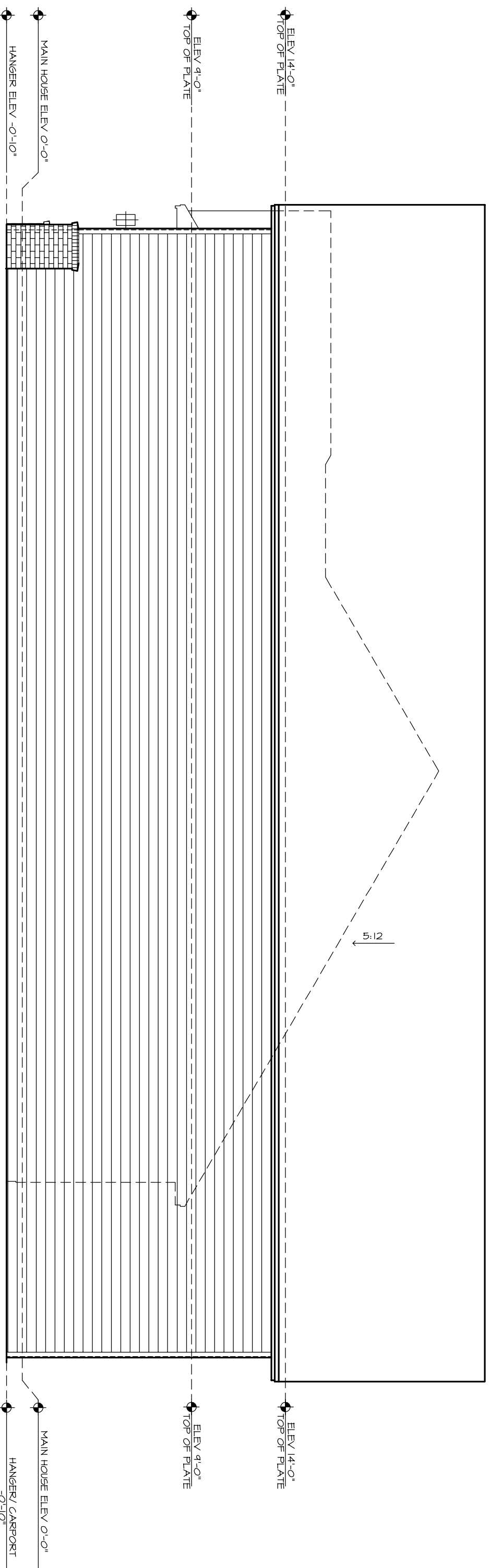
COMBINED REAR ELEVATION



SCALE 3/16" = 1'-0"

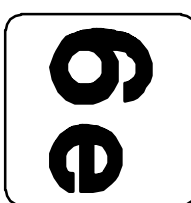


COMBINED SIDE ELEVATION



COMBINED GARAGE SIDE ELEVATION

SCALE 3/16" = 1'-0"



COMBINED SIDE ELEVS

24X36: 3/16"=1'-0"  
12X18: 3/32"=1'-0"

THE HEATHER 1262F -R- DOUGLAS & BARBARA LIBBY

BUILDER: BRYAN ZECHER HOMES, INC.  
LAKE CITY, FLORIDA  
AN INDEPENDENTLY OWNED AND OPERATED FRANCHISE

PLAN DISCLAIMER

AR FRANCHISING, INC. THE DESIGNER, IS RESPONSIBLE FOR THE AESTHETIC DESIGN ONLY AS REPRESENTED IN THESE DRAWINGS (PLANS), BUT NOT FOR ANY STRUCTURAL INFORMATION INCLUDED OR OMITTED. THE BUILDER IS RESPONSIBLE BOTH FOR CONFORMING THESE PLANS AND CONSTRUCTING THE RESIDENCE TO ALL APPLICABLE FEDERAL, STATE, AND LOCAL BUILDING CODES, ORDINANCES, AND LAWS, INCLUDING BUT NOT LIMITED TO THE FOLLOWING: EGRESS, FIRE SAFETY, TECHNICAL CODES, FLOOD ZONE CRITERIA, HURRICANE CODES, PRE-ENGINEERED TRUSSES, FRAMING MEMBERS, FLASHING, AND MOISTURE PROTECTION. AR FRANCHISING, INC. IS NOT RESPONSIBLE FOR REVISIONS MADE TO THESE DRAWINGS BY OTHER DESIGNERS OR DRAFTSMEN USED BY BUILDER OR OWNER, BY USE OF THESE DRAWINGS THE OWNER, BUILDER, AND SUBCONTRACTORS ACKNOWLEDGE AND AGREE TO THIS DISCLAIMER.

10/11/23 HM - A

10/20/23 HM - A-1

10/23/23 HM - A-2

10/31/23 BCL - B



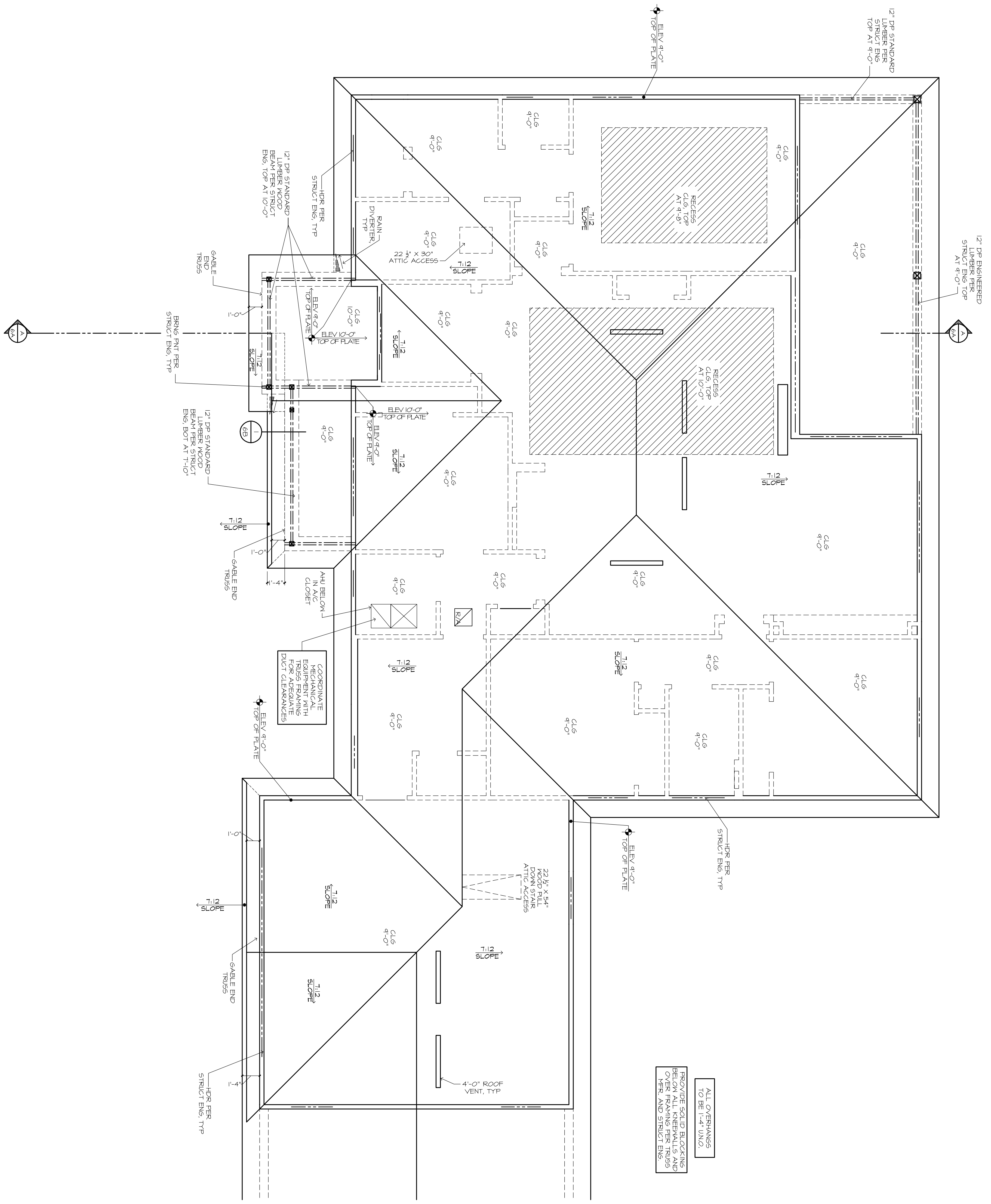
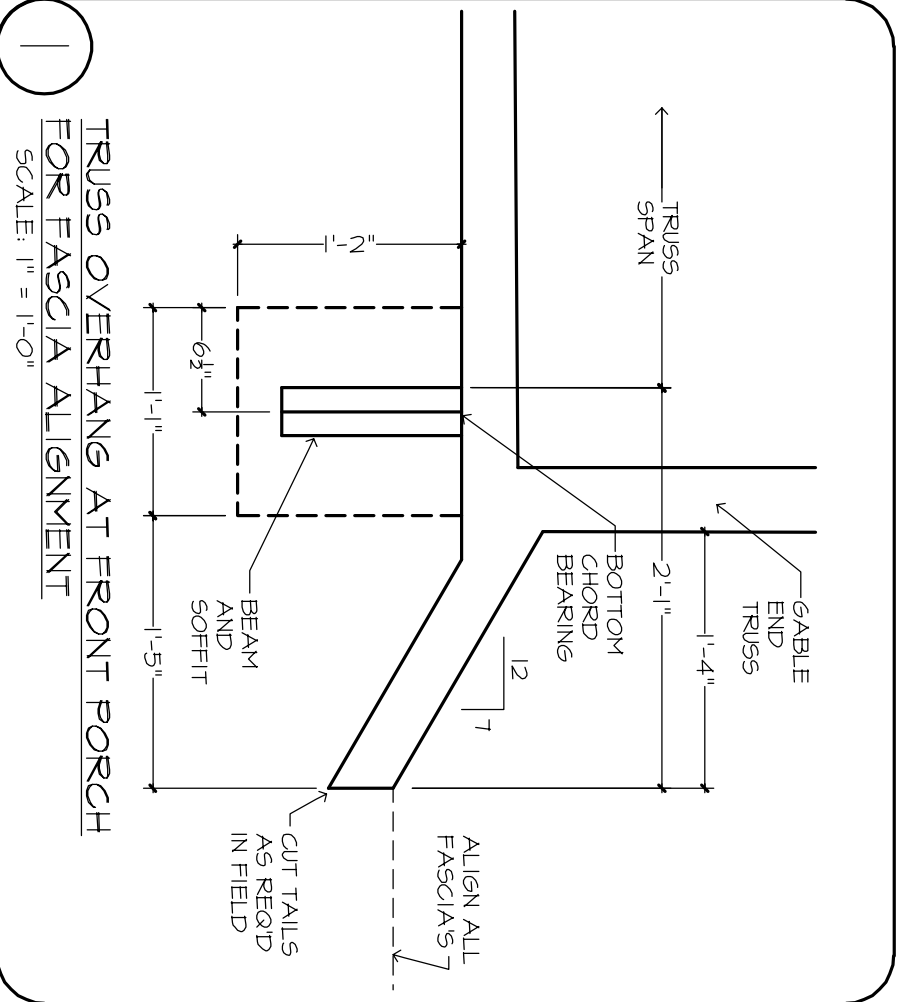
COPYRIGHT  
AR FRANCHISING, INC.  
ALL RIGHTS RESERVED

**FRAMING PLAN DISCLAIMER**

THE CONTRACTOR SHALL BE RESPONSIBLE FOR VERIFYING ALL DIMENSIONS AND CONDITIONS OF THE EXISTING STRUCTURE AND FOR OBTAINING ALL NECESSARY PERMITS AND APPROVALS FROM THE LOCAL BUILDING DEPARTMENT. THE CONTRACTOR SHALL BE RESPONSIBLE FOR OBTAINING ALL NECESSARY PERMITS AND APPROVALS FROM THE LOCAL BUILDING DEPARTMENT. THE CONTRACTOR SHALL BE RESPONSIBLE FOR OBTAINING ALL NECESSARY PERMITS AND APPROVALS FROM THE LOCAL BUILDING DEPARTMENT.

**MECHANICAL DISCLAIMER**

THE CONTRACTOR SHALL BE RESPONSIBLE FOR VERIFYING ALL DIMENSIONS AND CONDITIONS OF THE EXISTING STRUCTURE AND FOR OBTAINING ALL NECESSARY PERMITS AND APPROVALS FROM THE LOCAL BUILDING DEPARTMENT. THE CONTRACTOR SHALL BE RESPONSIBLE FOR OBTAINING ALL NECESSARY PERMITS AND APPROVALS FROM THE LOCAL BUILDING DEPARTMENT. THE CONTRACTOR SHALL BE RESPONSIBLE FOR OBTAINING ALL NECESSARY PERMITS AND APPROVALS FROM THE LOCAL BUILDING DEPARTMENT.



**6f**

**HOUSE ROOF PLAN**

24x36: 1/4" = 1'-0"  
12x18: 1/8" = 1'-0"

PLAN 1262F-25-01-B  
JOB # 88-2316-LIBBY-B  
"TRADITIONAL"

**THE HEATHER 1262F -R- DOUGLAS & BARBARA LIBBY**

BUILDER: **BRYAN ZECHER HOMES, INC.**

LAKE CITY, FLORIDA  
AN INDEPENDENTLY OWNED AND OPERATED FRANCHISE

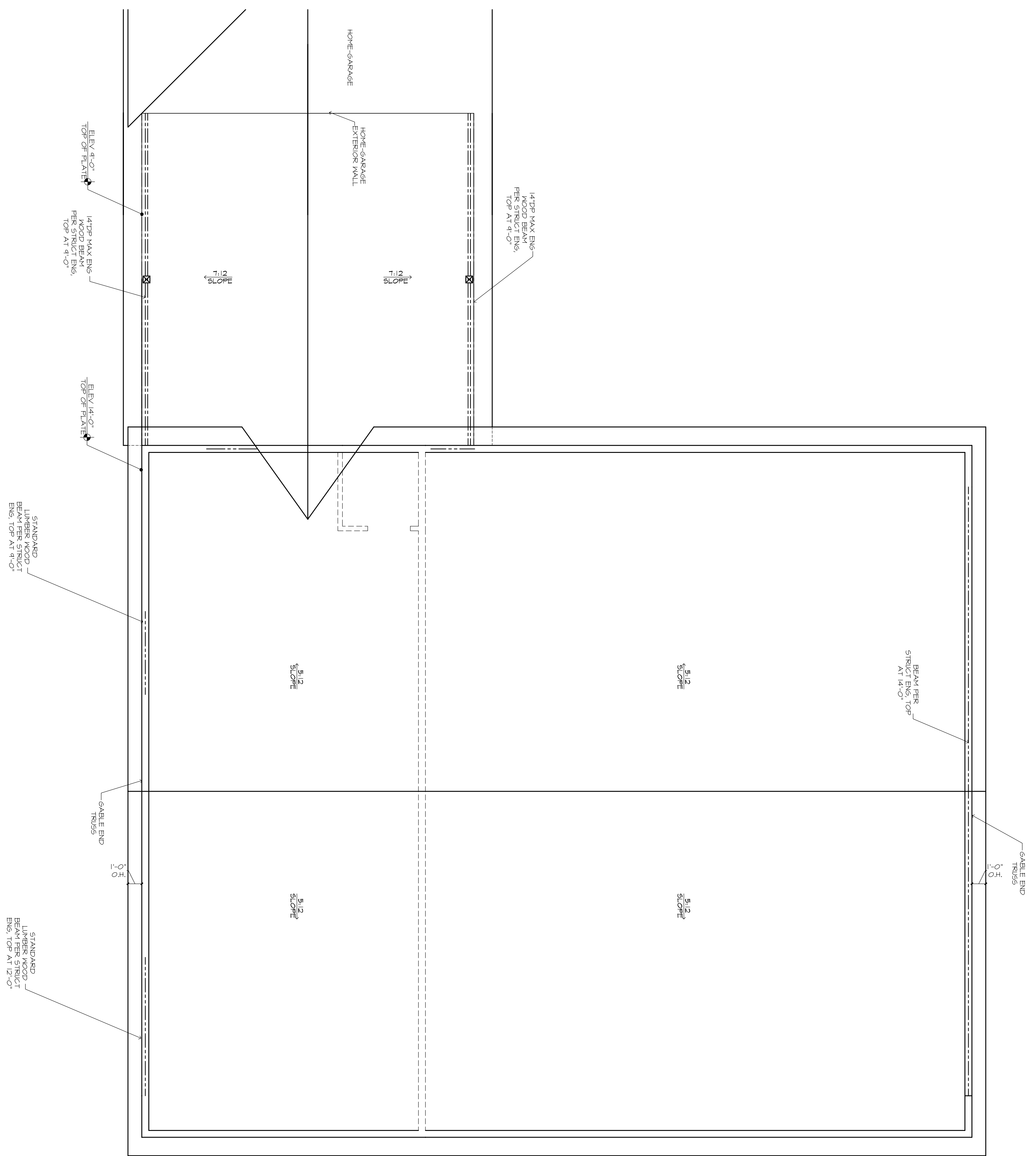
**PLAN DISCLAIMER**

AR FRANCHISING, INC., THE DESIGNER, IS RESPONSIBLE FOR THE AESTHETIC DESIGN ONLY AS REPRESENTED IN THESE DRAWINGS (PLANS), BUT NOT FOR ANY STRUCTURAL INFORMATION INCLUDED OR OMITTED. THE BUILDER IS RESPONSIBLE FOR BOTH FOR CONFORMING THESE PLANS AND CONSTRUCTING THE RESIDENCE TO ALL APPLICABLE FEDERAL, STATE, AND LOCAL BUILDING CODES, ORDINANCES, AND LAWS, INCLUDING BUT NOT LIMITED TO THE FOLLOWING: EGRESS, FIRE SAFETY, TECHNICAL CODES, FLOOD ZONE CRITERIA, WINDSPEED CODES. THE ENGINEERED TRUSSES, FRAMING MEMBERS, FLASHING, AND MOISTURE PROTECTION, AIR FRANCHISING, INC. IS NOT RESPONSIBLE FOR REVISIONS MADE TO THESE DRAWINGS BY OTHER DESIGNERS OR DRAFTSMAN USED BY BUILDER OR OWNER, BY USE OF THESE DRAWINGS THE CONTRACTOR SHALL BE RESPONSIBLE FOR VERIFYING ALL DIMENSIONS AND CONDITIONS OF THE EXISTING STRUCTURE AND FOR OBTAINING ALL NECESSARY PERMITS AND APPROVALS FROM THE LOCAL BUILDING DEPARTMENT.

10/11/23 HM - A  
10/20/23 HM - A-1  
10/23/23 HM - A-2  
10/31/23 BCL-B

**ARHOMES**

COPYRIGHT  
AR FRANCHISING, INC.  
ALL RIGHTS RESERVED.



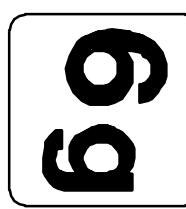
**FRAMING PLAN DISCLAIMER**

THE FRAMING PLANS REPRESENTED IN THESE DRAWINGS ARE FOR INFORMATION ONLY. THE CONTRACTOR SHALL BE RESPONSIBLE FOR VERIFYING ALL DIMENSIONS, BEARING CAPACITIES AND CONNECTIONS. THE CONTRACTOR SHALL BE RESPONSIBLE FOR OBTAINING ALL NECESSARY PERMITS AND APPROVALS. THE CONTRACTOR SHALL BE RESPONSIBLE FOR VERIFYING ALL DIMENSIONS, BEARING CAPACITIES AND CONNECTIONS. THE CONTRACTOR SHALL BE RESPONSIBLE FOR OBTAINING ALL NECESSARY PERMITS AND APPROVALS.

**ALL OVERHANGS TO BE 1'-0" UNLS.**

**PROVIDE SOLID BLOCKING BEHIND ALL OVERHANGS PER TRADES PER AND STRUCT ENGS.**

**ROOF PLAN**



**HANGAR ROOF PLAN**

PLAN 1262F-2F-01-CUSTOM\*  
JOB # 88-2316-LIBBY-B

24x36: 1/4"=1'-0"  
12x18: 1/8"=1'-0"

"TRADITIONAL"

**THE HEATHER 1262F -R- DOUGLAS & BARBARA LIBBY**

BUILDER: **BRYAN ZECHER HOMES, INC.**

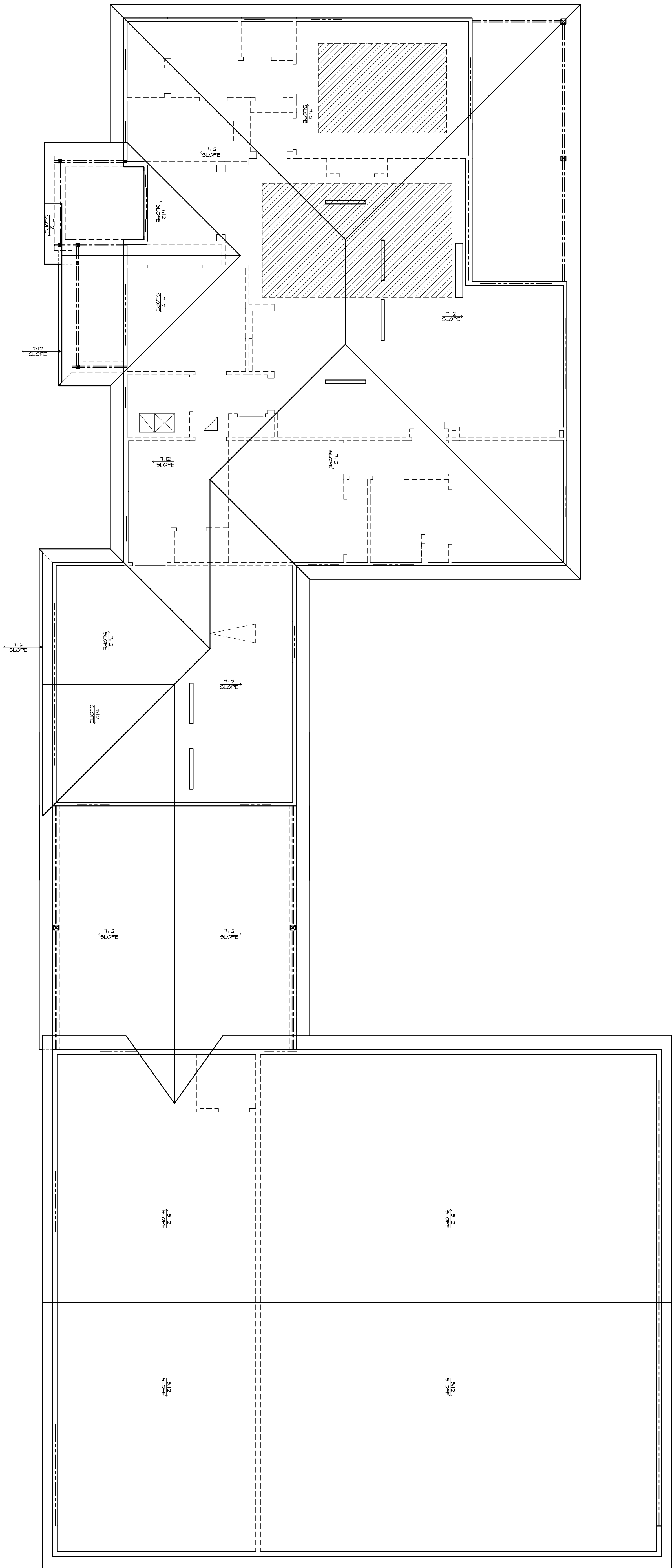
LAKE CITY, FLORIDA  
AN INDEPENDENTLY OWNED AND OPERATED FRANCHISE

**PLAN DISCLAIMER**

AR FRANCHISING, INC., THE DESIGNER, IS RESPONSIBLE FOR THE AESTHETIC DESIGN ONLY AS REPRESENTED IN THESE DRAWINGS (PLANS), BUT NOT FOR ANY STRUCTURAL INFORMATION INCLUDED OR OMITTED. THE BUILDER IS RESPONSIBLE BOTH FOR CONFORMING THESE PLANS AND CONSTRUCTING THE RESIDENCE TO ALL APPLICABLE FEDERAL, STATE, AND LOCAL BUILDING CODES, ORDINANCES, AND LAWS, INCLUDING BUT NOT LIMITED TO THE FOLLOWING: EGRESS, FIRE SAFETY, TECHNICAL CODES, FLOOD ZONE CRITERIA, HURRICANE CODES, PRE-ENGINEERED TRUSSES, FRAMING MEMBERS, FLASHING, AND MOISTURE PROTECTION. AR FRANCHISING, INC. IS NOT RESPONSIBLE FOR REVISIONS MADE TO THESE DRAWINGS BY OTHER DESIGNERS OR DRAFTSMEN USED BY BUILDER OR OWNER, BY USE OF THESE DRAWINGS THE OWNER, BUILDER, AND SUBCONTRACTORS ACKNOWLEDGE AND AGREE TO THIS DISCLAIMER.

10-11-23 BCL/HM-A  
10/20/23 HM - A-1  
10/23/23 HM - A-2  
10/31/23 BCL - B





SCALE 3/16" = 1'-0"

**MECHANICAL DISCLAIMER**

THE EXISTING AND HVAC EQUIPMENT SHOWN ON THESE DRAWINGS ARE DIAGNOSTIC ONLY. THE BUILDER IS SOLELY RESPONSIBLE FOR COORDINATING ALL ASPECTS OF MECHANICAL INSTALLATION WITH THE MECHANICAL CONTRACTOR TO ENSURE ADEQUATE SPACE FOR MECHANICAL EQUIPMENT AND TO ENSURE THAT ALL MECHANICAL INSTALLATION SHALL BE INSTALLED ACCORDING TO ALL CURRENT STATE AND LOCAL MECHANICAL CODES.

**LOW VOLTAGE NOTE:**

BUILDING COMPONENTS INCLUDING ALL TV AND CABLE OUTLETS W/ LOW VOLTAGE CONTRACTOR

**LED LIGHTING NOTE:**

ALL LED LIGHTING INCLUDING RECESSED CAN BULBS, LED TAPE LIGHT, UNDER CABINET LIGHTING AND ACCENT LIGHTING SHALL BE 2700K.

**RECESSED CAN NOTE:**

ALL RECESSED CANS MUST BE LED AND ELECTRICAL LEGEND FOR SIZE AND COLOR TEMPERATURE.

**FLOOR OUTLET NOTE:**

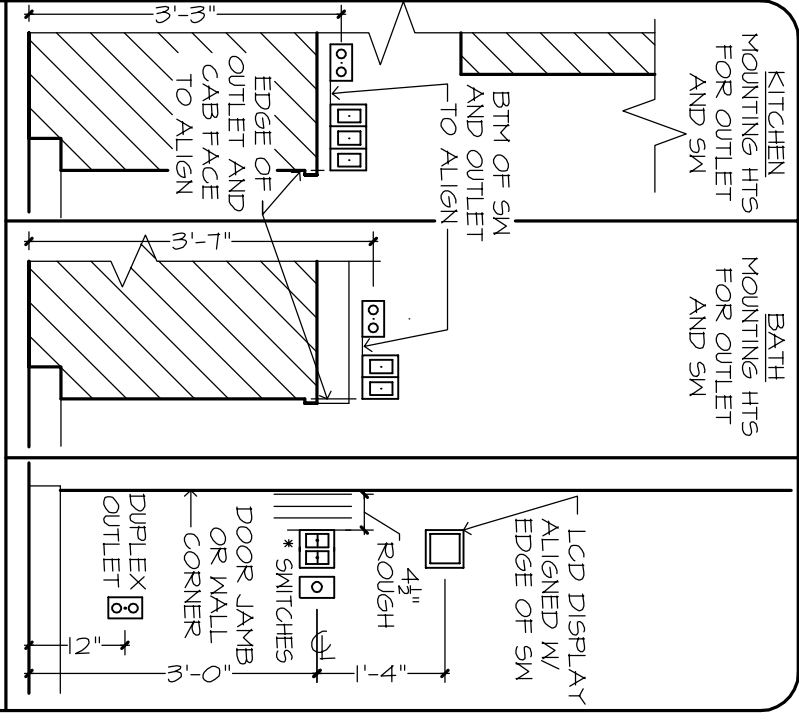
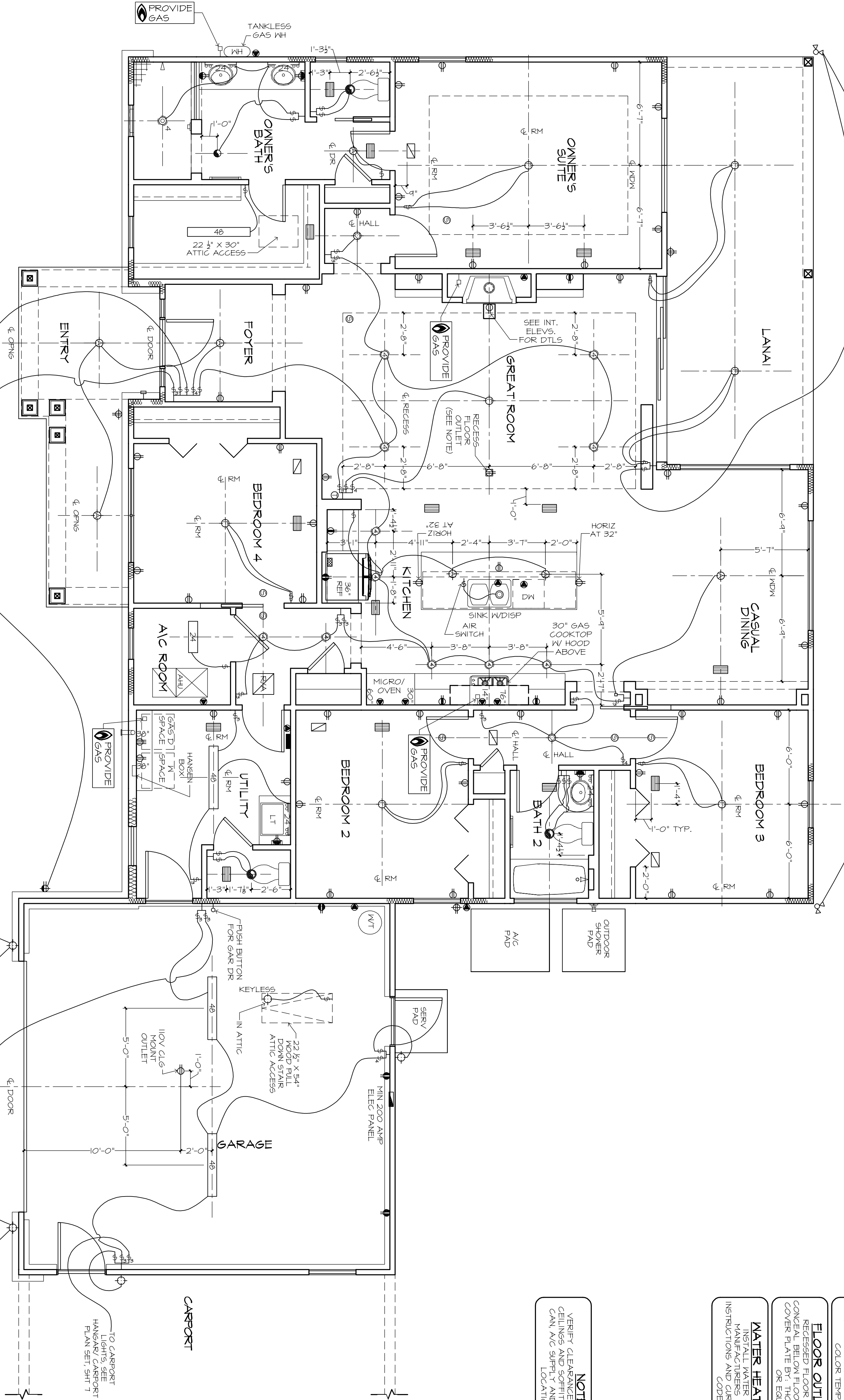
RECESSED FLOOR OUTLET SHALL BE CONCEALED BELOW FLOOR LEVEL 1/8" W/ COVER PLATE BY THOMAS & BETTS, INC. OR EQUAL.

**WATER HEATER NOTE:**

INSTALL WATER HEATER PER MANUFACTURER'S INSTALLATION INSTRUCTIONS AND CURRENT APPLICABLE CODES.

**NOTE:**

VERIFY CLEARANCES, TRIM IN ALL CEILING AND SPACINGS WITH RECESSED CAN AC SUPPLY AND RETURN GRILLE LOCATIONS.



**ELECTRICAL LEGEND**

- 1. DIMPLEX OUTLET (100V AT 120° OR AS NOTED)
- 2. DIMPLEX OUTLET (100V AT 90°)
- 3. DIMPLEX OUTLET (100V AT 45°)
- 4. HEAT/VENT/COOL (HVC) OUTLET (100V AT 120°)
- 5. HEAT/VENT/COOL (HVC) OUTLET (100V AT 120°)
- 6. HEAT/VENT/COOL (HVC) OUTLET (100V AT 120°)
- 7. HEAT/VENT/COOL (HVC) OUTLET (100V AT 120°)
- 8. HEAT/VENT/COOL (HVC) OUTLET (100V AT 120°)
- 9. HEAT/VENT/COOL (HVC) OUTLET (100V AT 120°)
- 10. HEAT/VENT/COOL (HVC) OUTLET (100V AT 120°)
- 11. HEAT/VENT/COOL (HVC) OUTLET (100V AT 120°)
- 12. HEAT/VENT/COOL (HVC) OUTLET (100V AT 120°)
- 13. HEAT/VENT/COOL (HVC) OUTLET (100V AT 120°)
- 14. HEAT/VENT/COOL (HVC) OUTLET (100V AT 120°)
- 15. HEAT/VENT/COOL (HVC) OUTLET (100V AT 120°)
- 16. HEAT/VENT/COOL (HVC) OUTLET (100V AT 120°)
- 17. HEAT/VENT/COOL (HVC) OUTLET (100V AT 120°)
- 18. HEAT/VENT/COOL (HVC) OUTLET (100V AT 120°)
- 19. HEAT/VENT/COOL (HVC) OUTLET (100V AT 120°)
- 20. HEAT/VENT/COOL (HVC) OUTLET (100V AT 120°)
- 21. HEAT/VENT/COOL (HVC) OUTLET (100V AT 120°)
- 22. HEAT/VENT/COOL (HVC) OUTLET (100V AT 120°)
- 23. HEAT/VENT/COOL (HVC) OUTLET (100V AT 120°)
- 24. HEAT/VENT/COOL (HVC) OUTLET (100V AT 120°)
- 25. HEAT/VENT/COOL (HVC) OUTLET (100V AT 120°)
- 26. HEAT/VENT/COOL (HVC) OUTLET (100V AT 120°)
- 27. HEAT/VENT/COOL (HVC) OUTLET (100V AT 120°)
- 28. HEAT/VENT/COOL (HVC) OUTLET (100V AT 120°)
- 29. HEAT/VENT/COOL (HVC) OUTLET (100V AT 120°)
- 30. HEAT/VENT/COOL (HVC) OUTLET (100V AT 120°)
- 31. HEAT/VENT/COOL (HVC) OUTLET (100V AT 120°)
- 32. HEAT/VENT/COOL (HVC) OUTLET (100V AT 120°)
- 33. HEAT/VENT/COOL (HVC) OUTLET (100V AT 120°)
- 34. HEAT/VENT/COOL (HVC) OUTLET (100V AT 120°)
- 35. HEAT/VENT/COOL (HVC) OUTLET (100V AT 120°)
- 36. HEAT/VENT/COOL (HVC) OUTLET (100V AT 120°)
- 37. HEAT/VENT/COOL (HVC) OUTLET (100V AT 120°)
- 38. HEAT/VENT/COOL (HVC) OUTLET (100V AT 120°)
- 39. HEAT/VENT/COOL (HVC) OUTLET (100V AT 120°)
- 40. HEAT/VENT/COOL (HVC) OUTLET (100V AT 120°)
- 41. HEAT/VENT/COOL (HVC) OUTLET (100V AT 120°)
- 42. HEAT/VENT/COOL (HVC) OUTLET (100V AT 120°)
- 43. HEAT/VENT/COOL (HVC) OUTLET (100V AT 120°)
- 44. HEAT/VENT/COOL (HVC) OUTLET (100V AT 120°)
- 45. HEAT/VENT/COOL (HVC) OUTLET (100V AT 120°)
- 46. HEAT/VENT/COOL (HVC) OUTLET (100V AT 120°)
- 47. HEAT/VENT/COOL (HVC) OUTLET (100V AT 120°)
- 48. HEAT/VENT/COOL (HVC) OUTLET (100V AT 120°)
- 49. HEAT/VENT/COOL (HVC) OUTLET (100V AT 120°)
- 50. HEAT/VENT/COOL (HVC) OUTLET (100V AT 120°)
- 51. HEAT/VENT/COOL (HVC) OUTLET (100V AT 120°)
- 52. HEAT/VENT/COOL (HVC) OUTLET (100V AT 120°)
- 53. HEAT/VENT/COOL (HVC) OUTLET (100V AT 120°)
- 54. HEAT/VENT/COOL (HVC) OUTLET (100V AT 120°)
- 55. HEAT/VENT/COOL (HVC) OUTLET (100V AT 120°)
- 56. HEAT/VENT/COOL (HVC) OUTLET (100V AT 120°)
- 57. HEAT/VENT/COOL (HVC) OUTLET (100V AT 120°)
- 58. HEAT/VENT/COOL (HVC) OUTLET (100V AT 120°)
- 59. HEAT/VENT/COOL (HVC) OUTLET (100V AT 120°)
- 60. HEAT/VENT/COOL (HVC) OUTLET (100V AT 120°)
- 61. HEAT/VENT/COOL (HVC) OUTLET (100V AT 120°)
- 62. HEAT/VENT/COOL (HVC) OUTLET (100V AT 120°)
- 63. HEAT/VENT/COOL (HVC) OUTLET (100V AT 120°)
- 64. HEAT/VENT/COOL (HVC) OUTLET (100V AT 120°)
- 65. HEAT/VENT/COOL (HVC) OUTLET (100V AT 120°)
- 66. HEAT/VENT/COOL (HVC) OUTLET (100V AT 120°)
- 67. HEAT/VENT/COOL (HVC) OUTLET (100V AT 120°)
- 68. HEAT/VENT/COOL (HVC) OUTLET (100V AT 120°)
- 69. HEAT/VENT/COOL (HVC) OUTLET (100V AT 120°)
- 70. HEAT/VENT/COOL (HVC) OUTLET (100V AT 120°)
- 71. HEAT/VENT/COOL (HVC) OUTLET (100V AT 120°)
- 72. HEAT/VENT/COOL (HVC) OUTLET (100V AT 120°)
- 73. HEAT/VENT/COOL (HVC) OUTLET (100V AT 120°)
- 74. HEAT/VENT/COOL (HVC) OUTLET (100V AT 120°)
- 75. HEAT/VENT/COOL (HVC) OUTLET (100V AT 120°)
- 76. HEAT/VENT/COOL (HVC) OUTLET (100V AT 120°)
- 77. HEAT/VENT/COOL (HVC) OUTLET (100V AT 120°)
- 78. HEAT/VENT/COOL (HVC) OUTLET (100V AT 120°)
- 79. HEAT/VENT/COOL (HVC) OUTLET (100V AT 120°)
- 80. HEAT/VENT/COOL (HVC) OUTLET (100V AT 120°)
- 81. HEAT/VENT/COOL (HVC) OUTLET (100V AT 120°)
- 82. HEAT/VENT/COOL (HVC) OUTLET (100V AT 120°)
- 83. HEAT/VENT/COOL (HVC) OUTLET (100V AT 120°)
- 84. HEAT/VENT/COOL (HVC) OUTLET (100V AT 120°)
- 85. HEAT/VENT/COOL (HVC) OUTLET (100V AT 120°)
- 86. HEAT/VENT/COOL (HVC) OUTLET (100V AT 120°)
- 87. HEAT/VENT/COOL (HVC) OUTLET (100V AT 120°)
- 88. HEAT/VENT/COOL (HVC) OUTLET (100V AT 120°)
- 89. HEAT/VENT/COOL (HVC) OUTLET (100V AT 120°)
- 90. HEAT/VENT/COOL (HVC) OUTLET (100V AT 120°)
- 91. HEAT/VENT/COOL (HVC) OUTLET (100V AT 120°)
- 92. HEAT/VENT/COOL (HVC) OUTLET (100V AT 120°)
- 93. HEAT/VENT/COOL (HVC) OUTLET (100V AT 120°)
- 94. HEAT/VENT/COOL (HVC) OUTLET (100V AT 120°)
- 95. HEAT/VENT/COOL (HVC) OUTLET (100V AT 120°)
- 96. HEAT/VENT/COOL (HVC) OUTLET (100V AT 120°)
- 97. HEAT/VENT/COOL (HVC) OUTLET (100V AT 120°)
- 98. HEAT/VENT/COOL (HVC) OUTLET (100V AT 120°)
- 99. HEAT/VENT/COOL (HVC) OUTLET (100V AT 120°)
- 100. HEAT/VENT/COOL (HVC) OUTLET (100V AT 120°)

**ELECTRICAL PLAN**

24x36: 1/4" = 1'-0"

12x18: 1/8" = 1'-0"

**THE HEATHER 1262F -R- DOUGLAS & BARBARA LIBBY**

BUILDER: BRYAN ZECHER HOMES, INC.  
LAKE CITY, FLORIDA  
AN INDEPENDENTLY OWNED AND OPERATED FRANCHISE

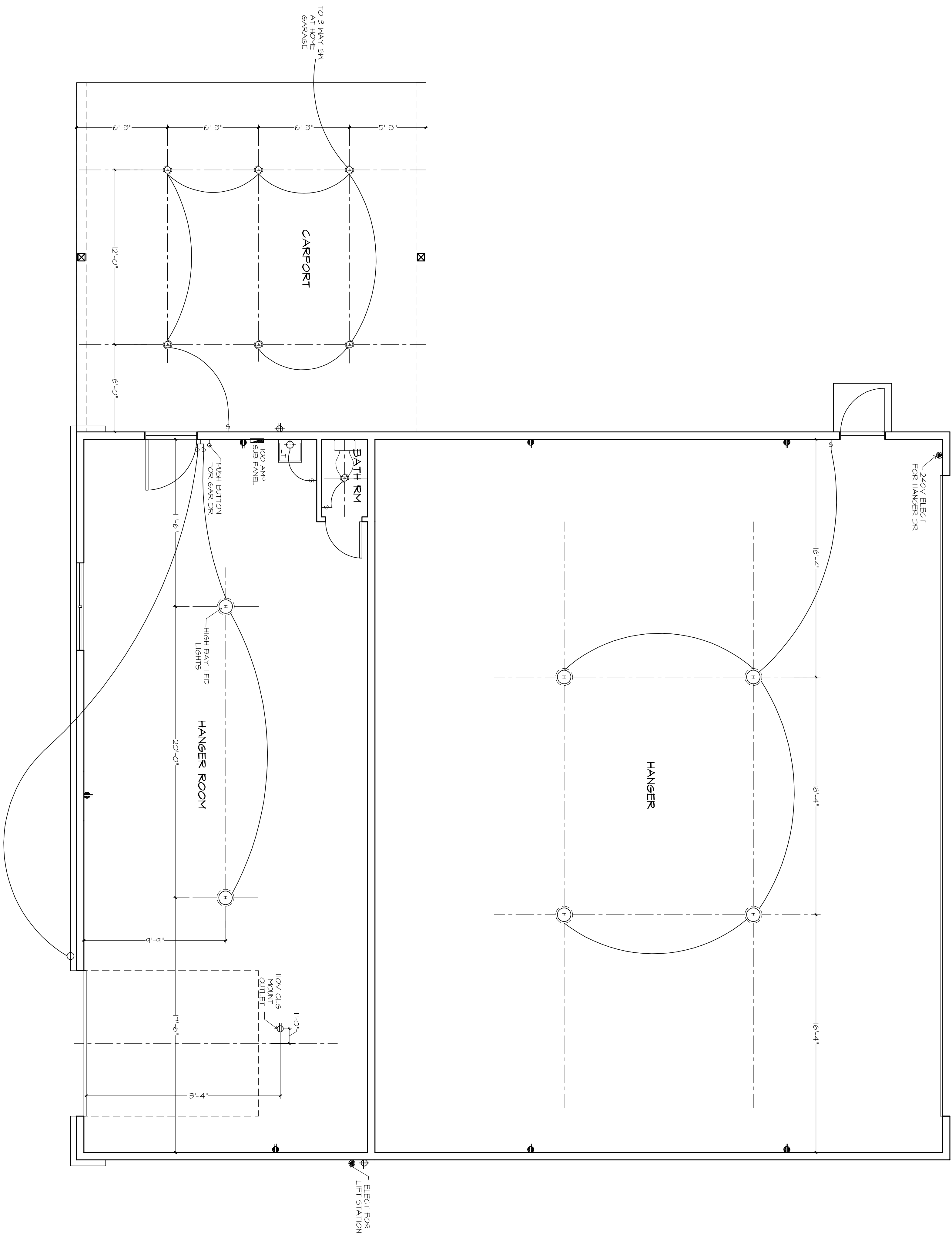
**PLANNING DISCLAIMER**

AR FRANCHISING, INC., THE DESIGNER, IS RESPONSIBLE FOR THE AESTHETIC DESIGN ONLY AS REPRESENTED IN THESE DRAWINGS (PLANS) BUT NOT FOR ANY STRUCTURAL INFORMATION INCLUDED OR OMITTED. THE BUILDER IS RESPONSIBLE FOR VERIFYING ALL DIMENSIONS AND CONSTRUCTION REQUIREMENTS TO ALL APPLICABLE FEDERAL, STATE, AND LOCAL BUILDING CODES, ORDINANCES, AND LAWS, INCLUDING BUT NOT LIMITED TO THE FOLLOWING: IBC 2018, FIRE SAFETY TECHNICAL CODES, FLOOR ZONE CATERIA & WORKSPACE CODES PER THE ENGINEERED TRUSSES FRAMING MEMBER FLASHING AND MOISTURE PROTECTION, AIR FRANCHISING, INC. IS NOT RESPONSIBLE FOR REVISIONS MADE TO THESE DRAWINGS BY OTHER DESIGNERS OR DRAFTSMEN USED BY BUILDER OR OWNER, BY USE OF THESE DRAWINGS THE BUILDER AND OWNER ACCEPTS ALL RESPONSIBILITIES.

10/11/23 HM - A  
10/20/23 HM - A-1  
10/23/23 HM - A-2  
10-31-23 - BCL - B

**ARHOMES**

COPYRIGHT  
AR FRANCHISING, INC.  
ALL RIGHTS RESERVED.



**ELECTRICAL LEGEND**

- DIRECT OUTLET (100V AT 49)
- ⊕ RECESSED/ROOF DECK OUTLET (100V AT 12)
- ⊖ SPECIAL PIERCE CONN
- ⚡ 5M SEE ELEC DTL
- SWITCH/BUITTON FOR GARAGE DOOR AT 60"
- WALL NAT FIXTURE
- ⊙ EXHAUST FAN
- ⊙ HIGH BAY LED LIGHTS
- ⊙ PER SPECIFICATIONS
- ⊙ EXHAUST FAN
- ⊙ ELEC PANEL

NOTE: ALL OUTLETS ABOVE COUNTERTOPS SHALL BE PROTECTED BY AN ARC-FULT CIRCUIT INTERRUPTER. ALL HEIGHTS TO CENTERLINE AFF. (FINISH FLOOR) UNLESS OTHERWISE NOTED.  
 NOTE: LIGHTS, FANS, SMOKE DETECTORS, A/C UNITS, AND OTHER DEVICES TO BE PLACED ON CEILING SHALL BE PLACED ON CEILING UNLESS OTHERWISE NOTED.  
 NOTE: COMBINATION SMOKE & CARBON MONOXIDE DETECTORS SHALL BE INSTALLED PER MANUFACTURER'S INSTRUCTIONS.  
 NOTE: ALL 120V, 15 AND 20 AMP OUTLETS TO BE TAMPER-RESISTANT IN AREAS SPECIFIED BY NEC 2014 CODE.  
 NOTE: ALL OUTLETS, IN KITCHENS AND BATHROOMS AND ALL OUTLETS WITHIN 6'-0" OF A WATER SOURCE SHALL BE GFI.  
 NOTE: ALL 120V, 15 AND 20 AMP OUTLETS TO BE TAMPER-RESISTANT IN AREAS SPECIFIED BY NEC 2014 CODE.  
 NOTE: COORDINATE LOCATION OF ALL REAR ELECTRICAL CABLE, AUDIO/VIDEO & DATA INSTALLATION REQ. FOR ALL FLAT PANEL DISPLAYS.

**PLAN DISCLAIMER**

AR FRANCHISING, INC., THE DESIGNER, IS RESPONSIBLE FOR THE AESTHETIC DESIGN ONLY AS REPRESENTED IN THESE DRAWINGS (PLANS), BUT NOT FOR ANY STRUCTURAL INFORMATION INCLUDED OR OMITTED. THE BUILDER IS RESPONSIBLE BOTH FOR CONFORMING TO THESE PLANS AND CONSTRUCTING THE RESIDENCE TO ALL APPLICABLE FEDERAL, STATE, AND LOCAL BUILDING CODES, ORDINANCES, AND LAWS, INCLUDING BUT NOT LIMITED TO THE FOLLOWING: EGRESS, FIRE SAFETY, TECHNICAL CODES, FLOOD ZONE CRITERIA, HURRICANE CODES, PRE-ENGINEERED TRUSSES, FRAMING MEMBERS, FLASHING, AND MOISTURE PROTECTION. AR FRANCHISING, INC. IS NOT RESPONSIBLE FOR REVISIONS MADE TO THESE DRAWINGS BY OTHER DESIGNERS OR DRAFTSMAN USED BY BUILDER OR OWNER, BY USE OF THESE DRAWINGS THE

10-11-23 BCL/AM-A  
 10/20/23 HM - A-1  
 10/23/23 HM - A-2  
 10/31/23 BCL - B

**ARHOMES**  
 COPYRIGHT  
 AR FRANCHISING, INC.  
 ALL RIGHTS RESERVED

7a

**HANGAR ELECTRICAL PLAN**

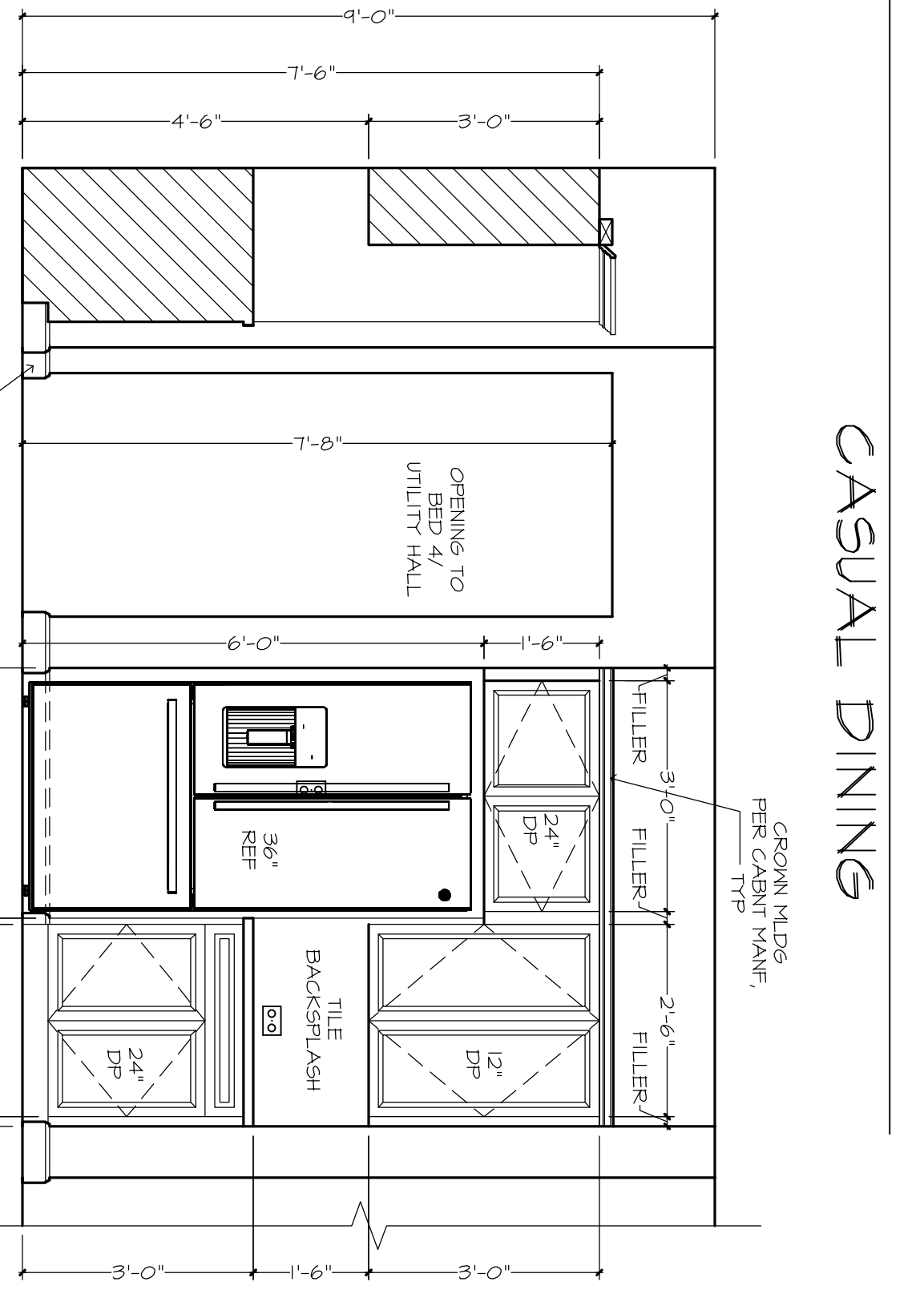
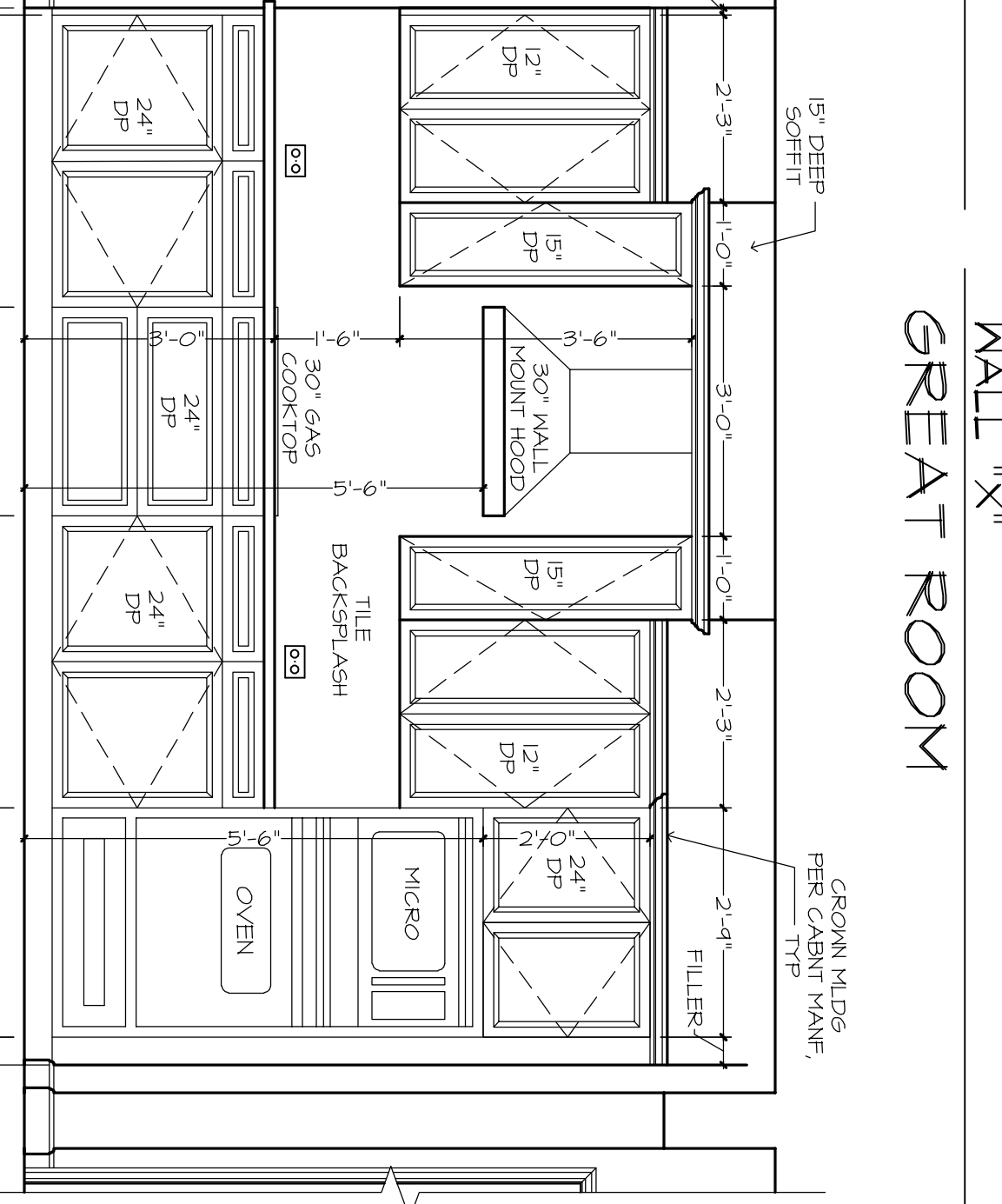
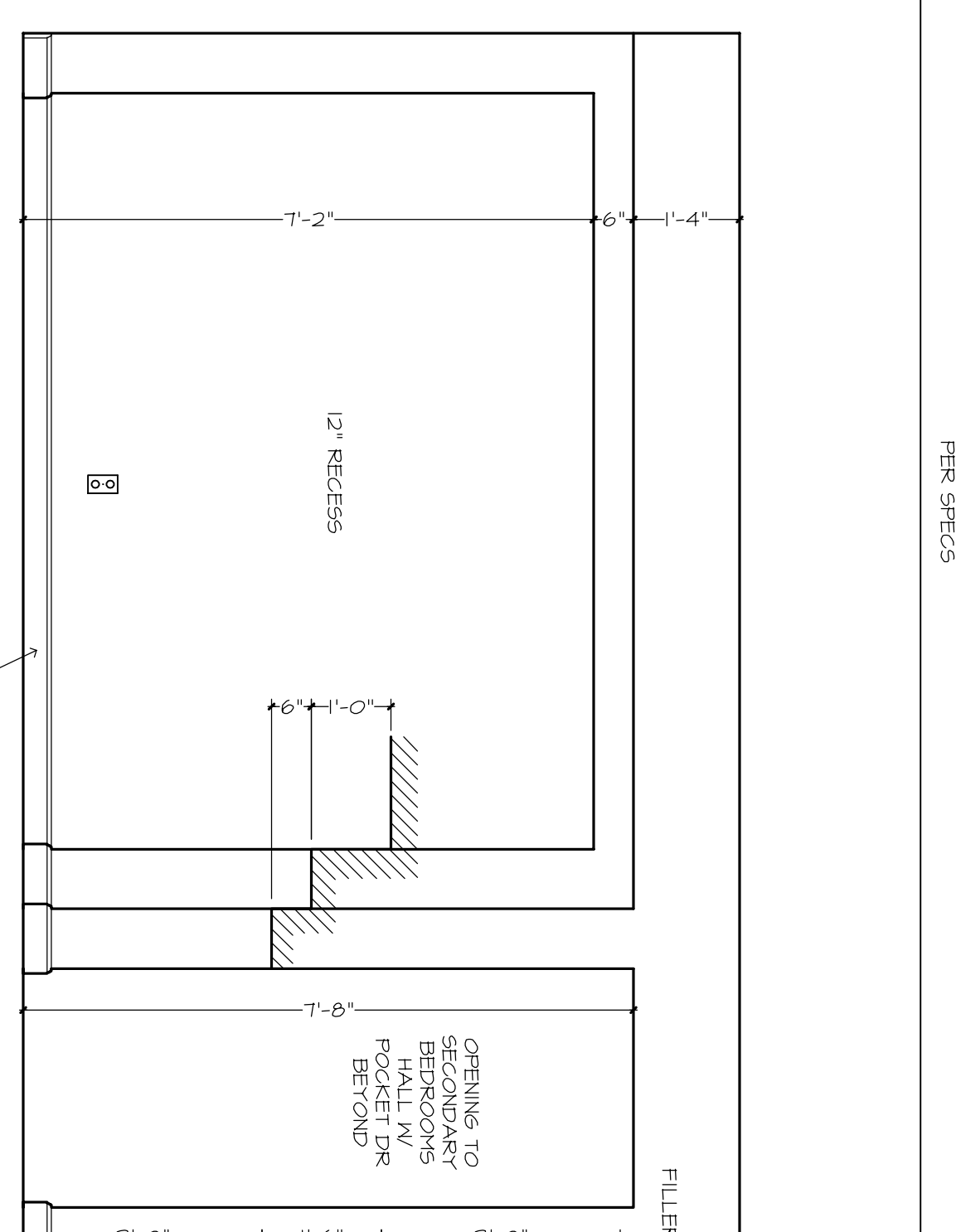
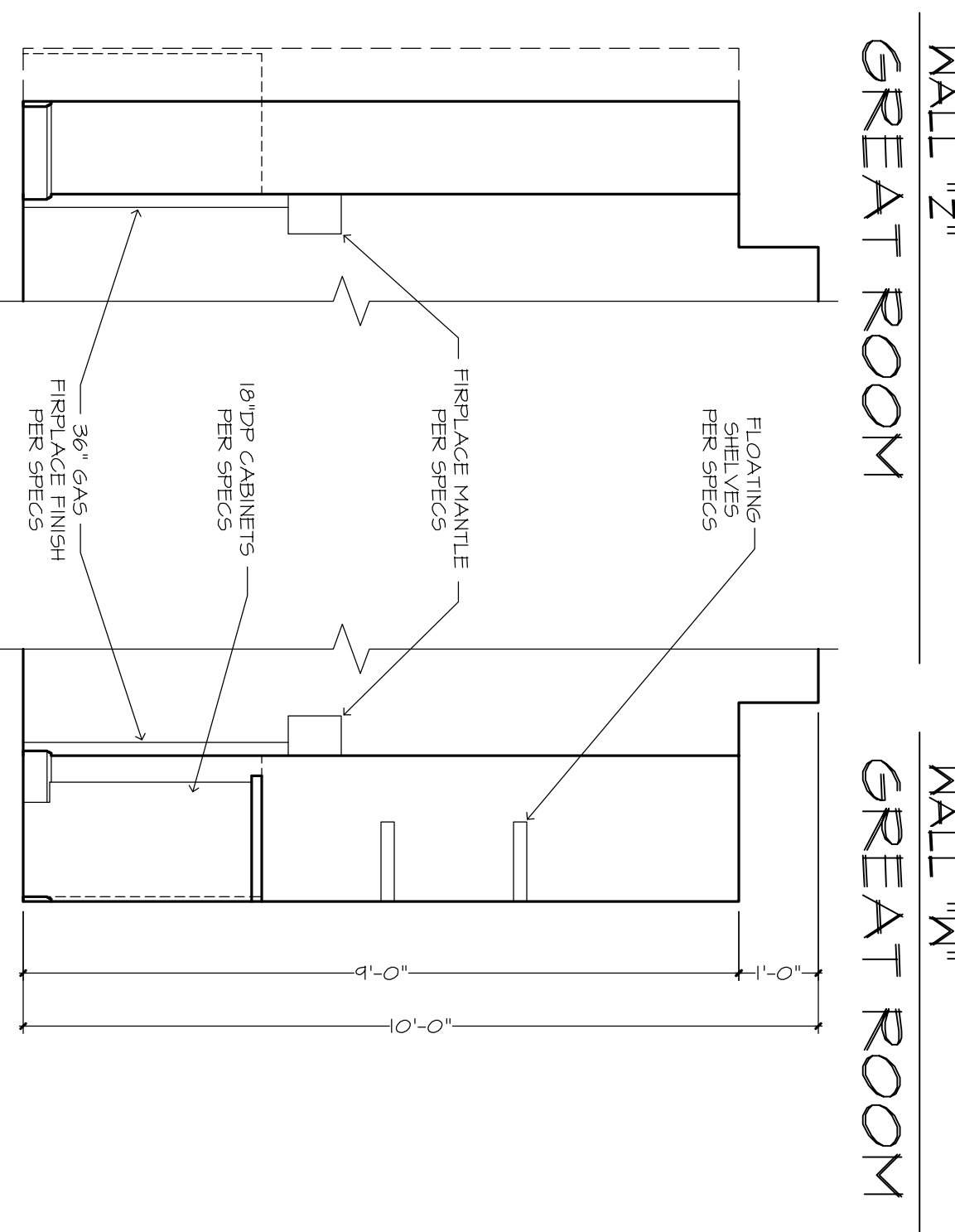
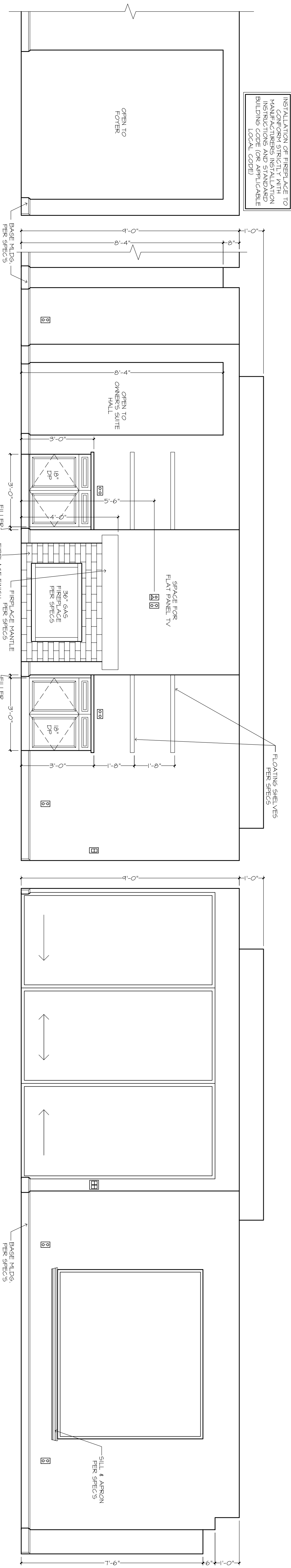
24x26: 1/4"=1'-0"  
 12x18: 1/8"=1'-0"

PLAN 1262F-2F-01-B  
 JOB # 88-2316-LIBBY-B

**THE HEATHER 1262F -R- DOUGLAS & BARBARA LIBBY**

BUILDER: BRYAN ZECHER HOMES, INC.  
 LAKE CITY, FLORIDA  
 AN INDEPENDENTLY OWNED AND OPERATED FRANCHISE

INSTALLATION OF FIREPLACE TO MANUFACTURER'S INSTALLATION INSTRUCTIONS AND STANDARD BUILDING LOCAL CODES



PARTIAL WALL "X1"  
GREAT ROOM FP SIDE VIEWS

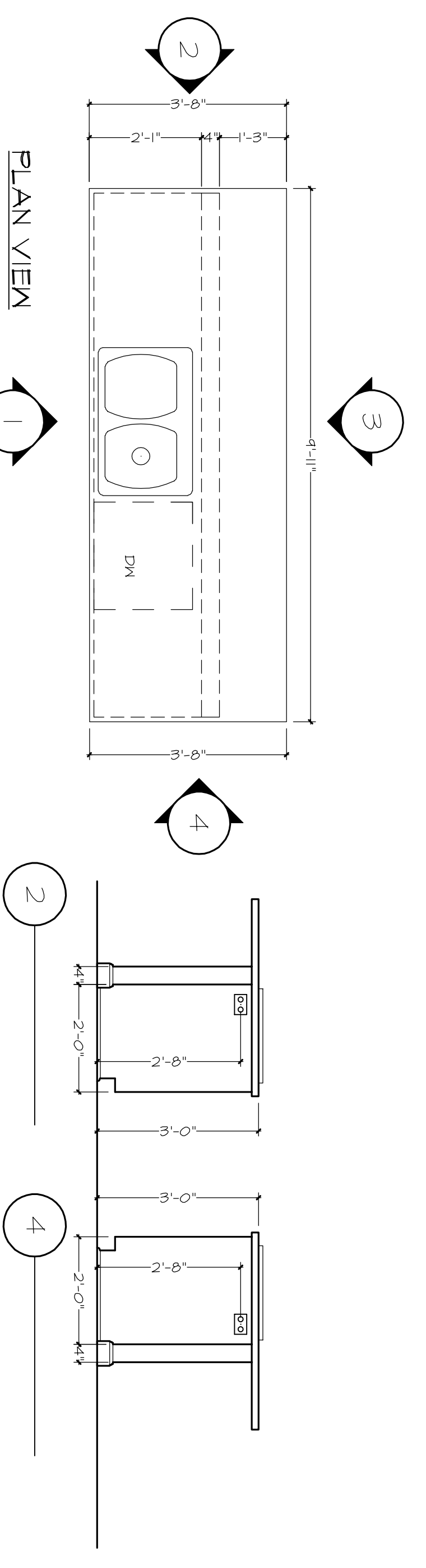
WALL "Z1"  
CASUAL DINING

WALL "X1"  
KITCHEN

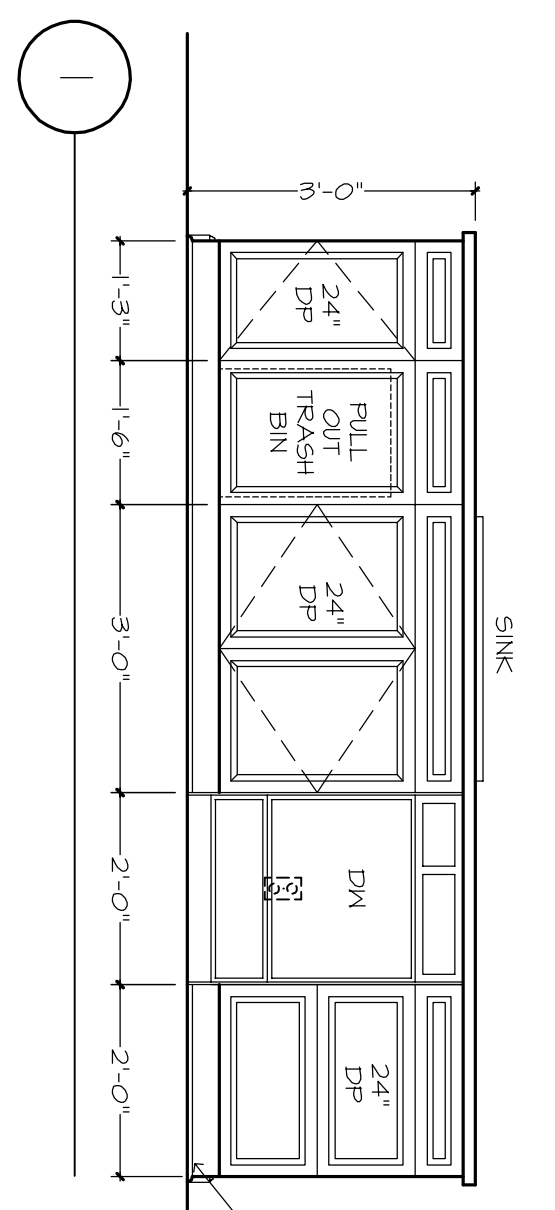
WALL "Y1"  
KITCHEN

**GENERAL NOTES:**

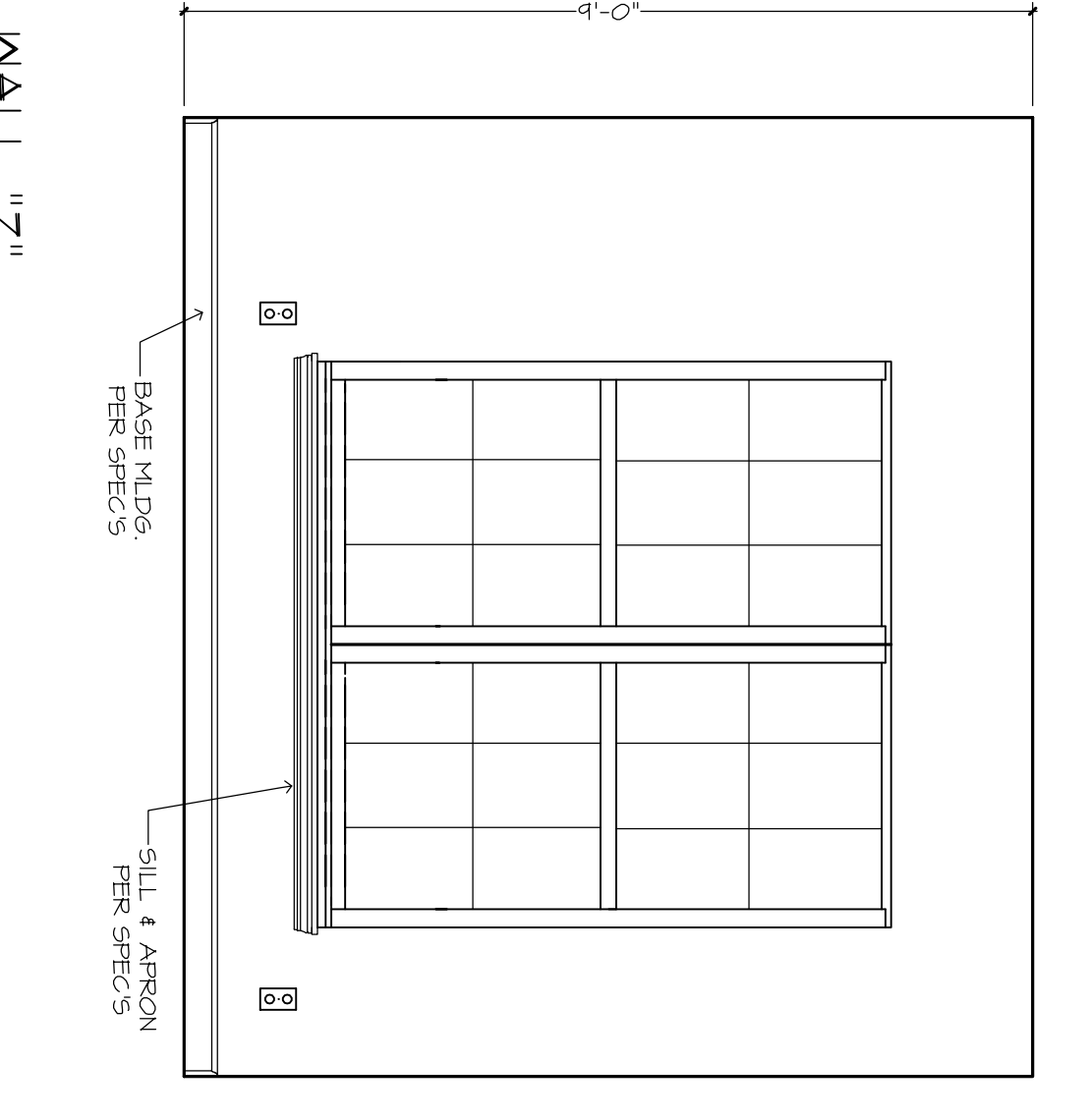
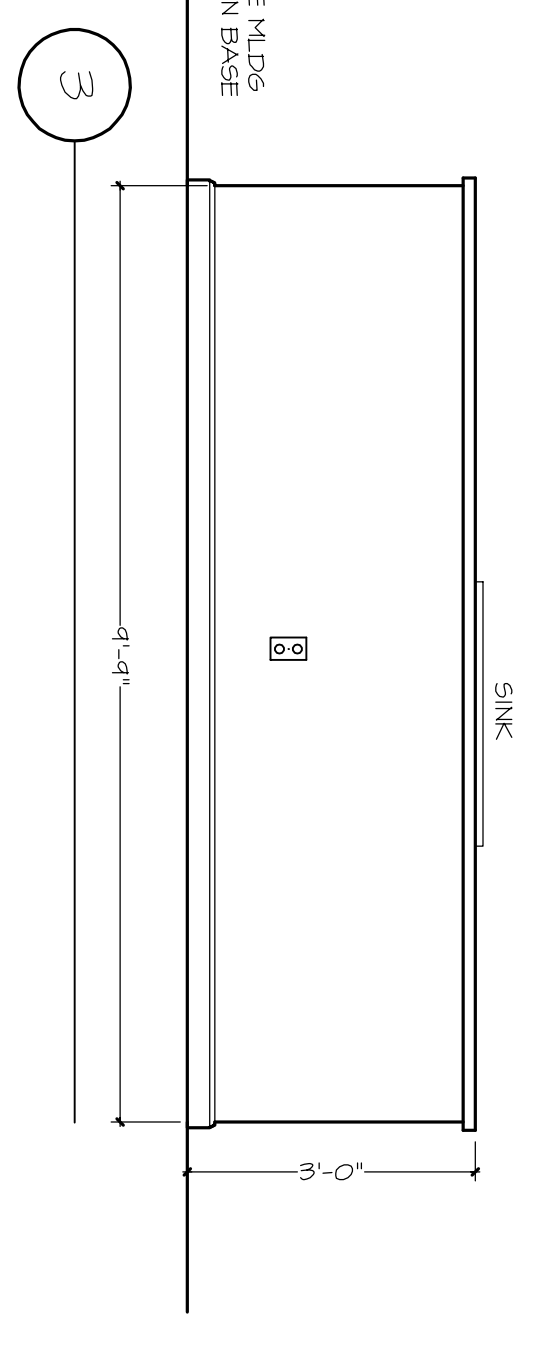
CABINET ELEVATIONS AND LIGHTING ARE GRAPHIC REPRESENTATIONS ONLY. REFERENCE SHOULD BE MADE TO THE ELECTRICAL SHEET, CABINETRY DRAWINGS AND SPECS FOR FURTHER INFORMATION. REFER TO CABINET SHOP DRAWINGS FOR CABINET & VANITY TOP DIMENSIONS.  
FOR STEPPED UPPER CABINETS, DIMENSIONS ARE INDICATED AND NOT AVAILABLE IN SPECIFIED DEPTHS THE WALLS BEHIND CABINETS WILL NEED TO BE BUILT OUT TO OBTAIN SPECIFIED DEPTH.  
THE TOE KICK IS 4".  
PLUMBING, TILE, BASE MOLDING, DOOR CASING, & DECORATIVE LIGHTING & DECORATIVE MIRRORS ARE ILLUSTRATED FOR LOCATION PURPOSES ONLY. PLEASE REFER TO COMMUNITY STANDARDS FOR WTS & SPECS.



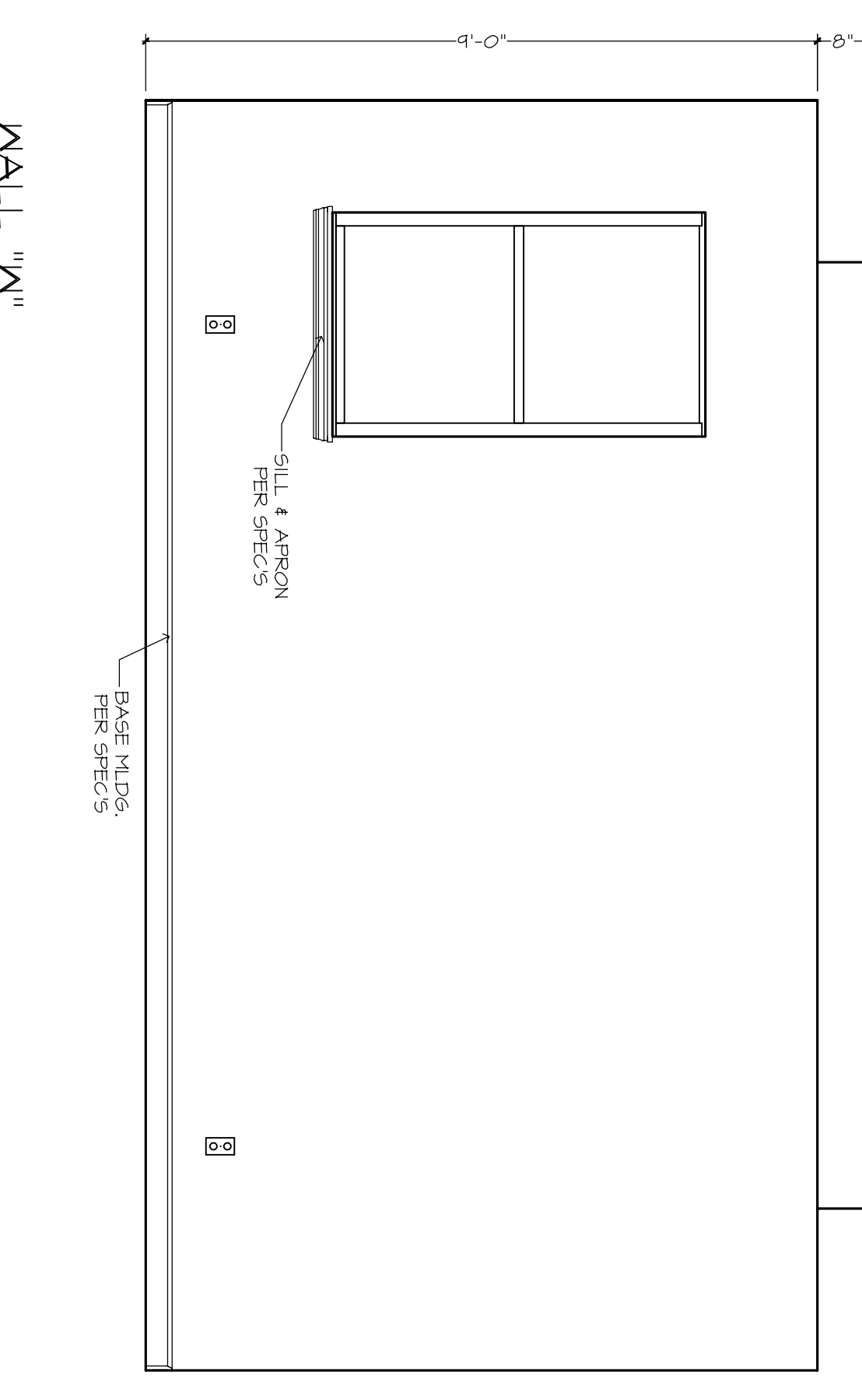
PLAN VIEW



KITCHEN ISLAND



WALL "Z1"  
BEDROOM 4



WALL "M1"  
OWNER'S SUITE

**GENERAL NOTES:**

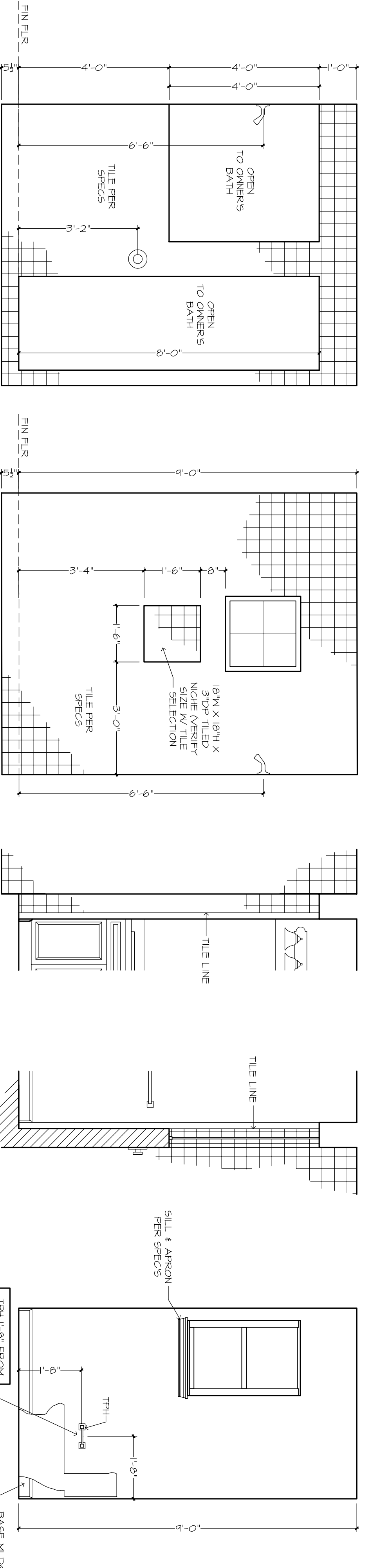
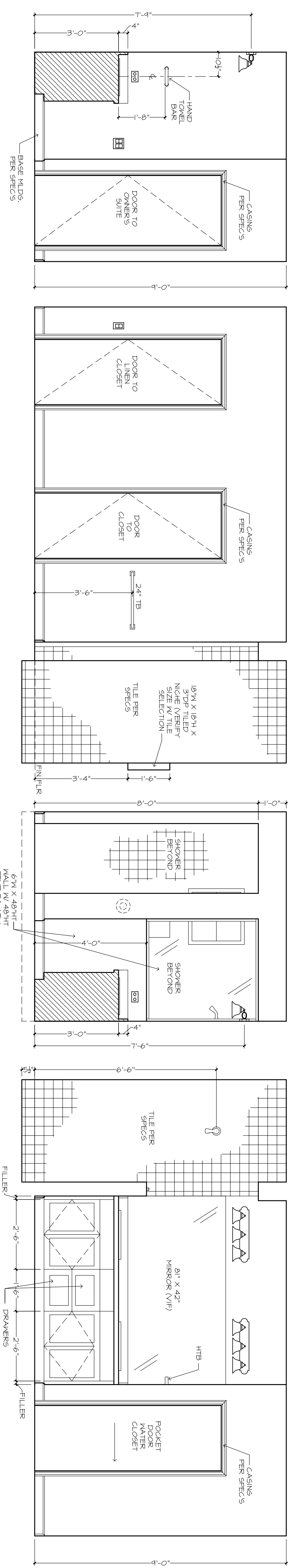
CABINET ELEVATIONS AND LIGHTING ARE SHOWN IN SEPARATE DRAWINGS. ALL DIMENSIONS SHOULD BE MADE TO THE ELECTRICAL SHEET FOR FURTHER INFORMATION.

REFER TO CABINET SHOP DRAWINGS FOR CABINET & VANITY TOP DIMENSIONS.

EGG STEREPED UPPER CABINETS, IF NOT AS SPECIFIED, ARE SELECTED AND NOT AVAILABLE IN SPECIFIED DEPTHS. THE WALLS BEHIND CABINETS WILL NEED TO BE BUILT OUT TO OBTAIN SPECIFIED DEPTH.

THE TOE KICK IS 4".

PLUMBING, TILE, BASE MOLD, DOOR CASING, & FINISHES ARE TO BE SPECIFIED BY THE OWNER. ALL ARE ILLUSTRATED FOR LOCATION PURPOSES ONLY. PLEASE REFER TO COMMUNITY STANDARDS FOR SIZES & SPECS.



OWNER'S BATH SHOWER WALL

MALL "X"

MALL "Y"

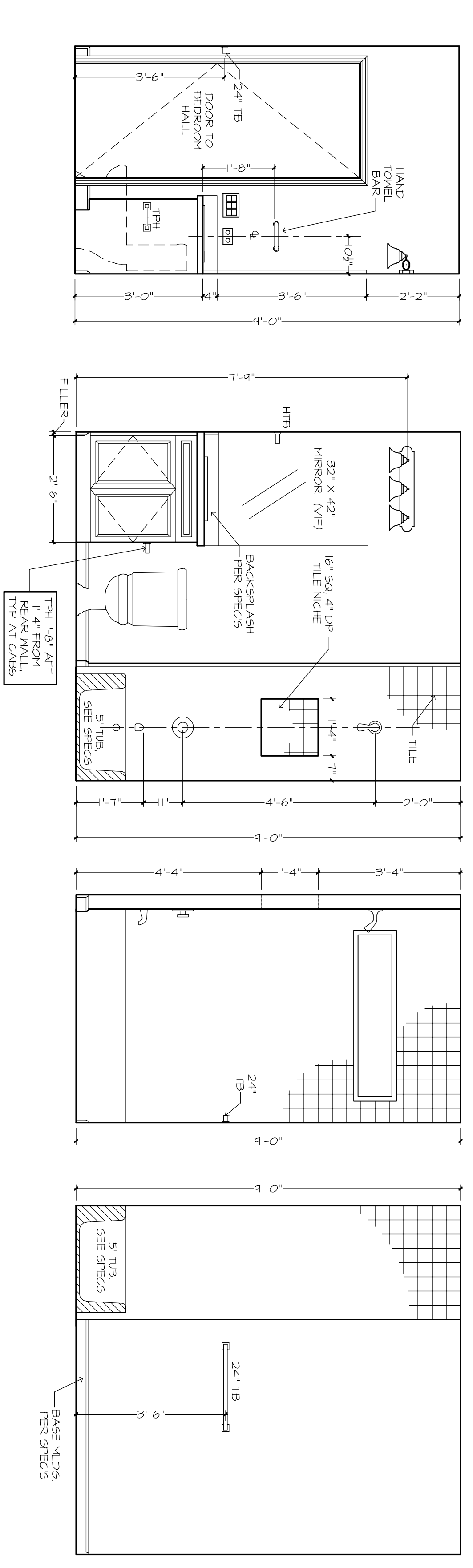
MALL "Z"

PARTIAL WALL "X"

PARTIAL WALL "Y"

PARTIAL WALL "Z"

OWNER'S BATH MC

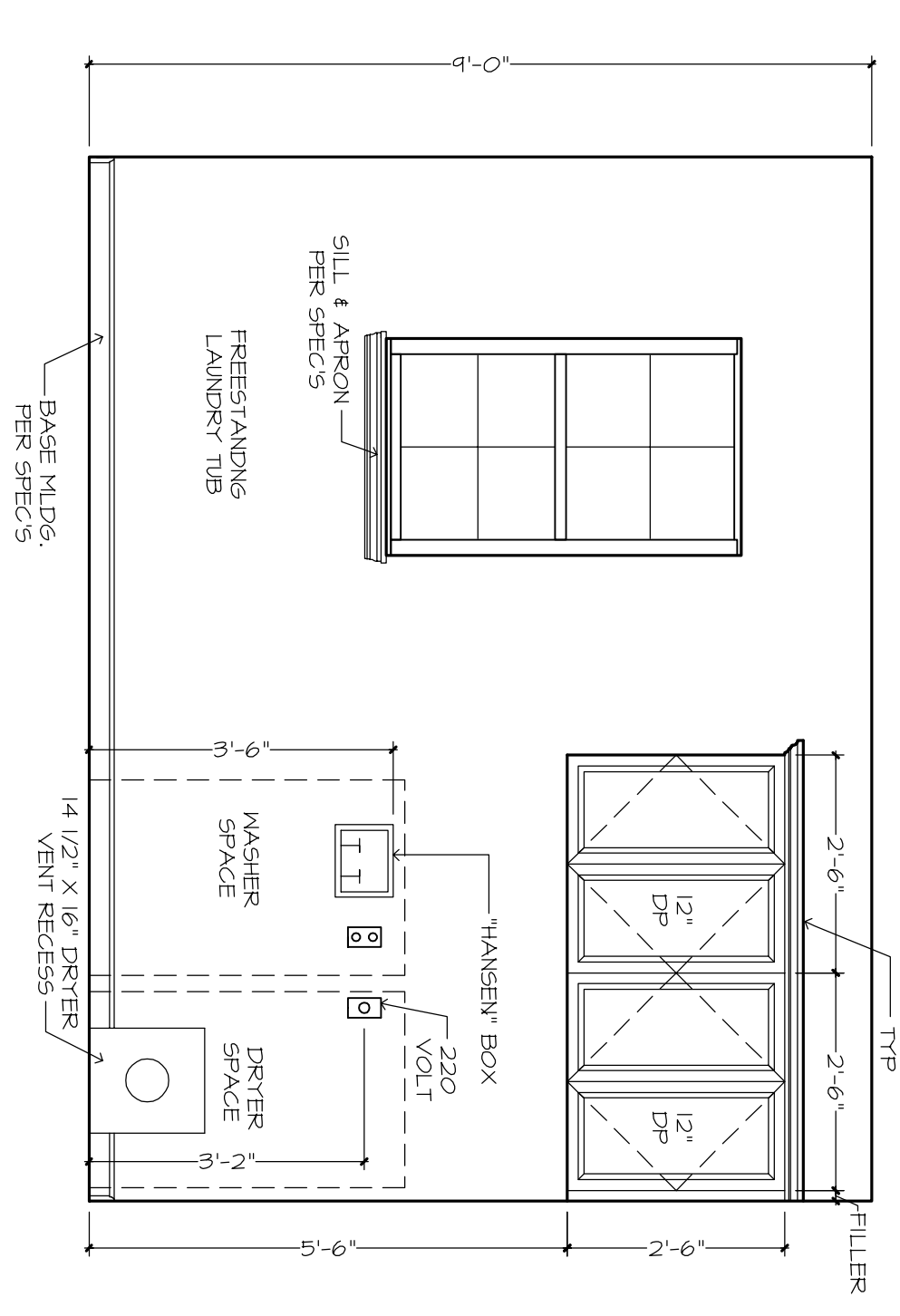


OWNER'S BATH

MALL "M"

MALL "N"

MALL "O"



UTILITY

MALL "X"

MALL "Z"

**PLAN DISCLAIMER**

AR FRANCHISING, INC., THE DESIGNER, IS RESPONSIBLE FOR THE AESTHETIC DESIGN ONLY AS REPRESENTED IN THESE DRAWINGS (PLANS), BUT NOT FOR ANY STRUCTURAL INFORMATION INCLUDED OR OMITTED. THE BUILDER IS RESPONSIBLE BOTH FOR CONFORMING THESE PLANS AND CONSTRUCTING THE RESIDENCE TO ALL APPLICABLE FEDERAL, STATE, AND LOCAL BUILDING CODES, ORDINANCES, AND LAWS, INCLUDING BUT NOT LIMITED TO THE FOLLOWING: IBC/ISSF, FIRE SAFETY TECHNICAL CODES, FLOOD ZONE CRITERIA, HURRICANE CODES, PRE-ENGINEERED TRUSSES, FRAMING MEMBER BRACING, AND MOISTURE PROTECTION. AR FRANCHISING, INC. IS NOT RESPONSIBLE FOR REVISIONS MADE TO THESE DRAWINGS BY OTHER DESIGNERS OR DRAFTSMEN USED BY BUILDER OR OWNER, BY USE OF THESE DRAWINGS THE OWNER, BUILDER, AND SUBCONTRACTORS ACKNOWLEDGE AND AGREE TO THIS DISCLAIMER.

10/11/23 HM - A  
10/20/23 HM - A-1  
10/23/23 HM - A-2  
10/31/23 BCL - B

**RHOMES**

COPYRIGHT  
AR FRANCHISING, INC.  
ALL RIGHTS RESERVED.

OWNER'S BATH, BATH 2, & UTILITY

24x36: 1/2" = 1'-0"  
12x18: 1/4" = 1'-0"

THE HEATHER 1262F -R- DOUGLAS & BARBARA LIBBY

BUILDER: BRYAN ZECHER HOMES, INC.

LAKE CITY, FLORIDA  
AN INDEPENDENTLY OWNED AND OPERATED FRANCHISE

8.1

PLAN 1262F-STD-01-B  
JOB # 89-2316-LIBBY-B