

SYSTEM INFORMATION	
MODULE	HANWHA Q.PEAK DUO BLK ML-G10+ 410
INVERTER	ENPHASE IQ8MC-72-M-US
RACKING	UNIRAC NXT HORIZON 2-RAIL RACKING SYSTEM
SYSTEM SIZE (DC)	11.48 KW
LOCATION	30.1804777,-82.6073771

CLIMATIC & GEOGRAPHIC DESIGN CRITERIA TABLE R301.2(1)	
SPEED (MPH)	120
TOPOGRAPHIC EFFECTS	B
SPECIAL WIND REGION	NO
WIND BORNE DEBRIS ZONE	2
SEISMIC DESIGN CATEGORY	C
CLIMATE ZONE	2A
WIND EXPOSURE CATETORY	B

PLAN KEY	
PV-1	COVER PAGE
PV-1.1	ATTACHMENT DETAIL
PV-1.1(2)	ATTACHMENT DETAIL
PV-1.2	INVERTER SPECS
PV-1.3	COMBINER SPECS
PV-1.4	PANEL SPECS
PV-2	PANEL LAYOUT
PV-3	ELETRICAL
PV-3.1	ELECTRICAL CONT.
PV-3.2	EQUIPMENT LABELS

**GENERAL NOTES:**

THIS PV SYSTEM HAS BEEN DESIGNED TO MEET THE MINIMUM DESIGN STANDARDS FOR BUILDING AND OTHER STRUCTURES OF THE ASCE 7-22, 8TH EDITION 2023 FLORIDA RESIDENTIAL CODE, 8TH EDITION 2023 FLORIDA BUILDING CODE, 8TH EDITION 2023 FLORIDA FIRE PREVENTION CODE, NEC 2020 AND ALL LOCAL CODES & ORDINANCES.

ROOF SHALL HAVE NO MORE THAN TWO LAYERS OF COVERING IN ADDITION TO THE SOLAR EQUIPMENT.

INSTALLATION OF SOLAR EQUIPMENT SHALL BE FLUSH MOUNTED, PARALLEL TO AND NO MORE THAN 6-INCHES ABOVE THE SURFACE OF THE ROOF.

ANY PLUMBING VENTS ARE NOT TO BE CUT OR COVERED FOR SOLAR EQUIPMENT INSTALLATION. ANY RELOCATION OR MODIFICATION OF THE VENT REQUIRES A PLUMBING PERMIT AND INSPECTION.

ALL DESIGN, CALCULATIONS ARE PERFORMED BY MICHAEL S. REZK, P.E. PROFESSIONAL ENGINEER, WITH LICENCE No. 95844.

**INVERTER PLACEMENT:**

SYSTEM UTILIZES "ENPHASE" MICRO-INVERTERS WITH RAPID SHUTDOWN CONTROL LOCATED ON THE BACK SIDE OF EACH MODULE.

**STRUCTURAL STATEMENT:**

THE EXISTING STRUCTURE IS ADEQUATE TO SUPPORT THE NEW LOADS IMPOSED BY THE PHOTOVOLTAIC MODULE SYSTEM INCLUDING UPLIFT & SHEAR.EXISTING RAFTER SIZES & DIMENSIONS CONFORM TO 8TH EDITION 2023 FLORIDA RESIDENTIAL CODE

MOUNTING BRACKETS AND HARDWARE MEET OR EXCEED FLORIDA CODE REQUIREMENTS FOR THE DESIGN CRITERIA OF THE TOWN.

**FSEC CERTIFICATION STATEMENT:**


PER FL. STATUE 377.705 , I, MINA A. MAKAR PE# 86753, CERTIFICATE OF AUTHORIZATION #33404, AN ENGINEER LICENSED PURSUANT TO CHAPTER 471,CERTIFY THAT THE PV ELECTRICAL SYSTEM AND ELECTRICAL COMPONENTS ARE DESIGNED AND APPROVED USING THE STANDARDS CONTAINED IN THE MOST RECENT VERSION OF THE FLORIDA BUILDING CODE. FBC 2023

FBC, RESIDENTIAL 2023

TABLE R301.2.1.3 WIND SPEED CONVERSIONS <sup>a</sup>											
V <sub>ult</sub>	110	115	120	130	140	150	160	170	180	190	200
V <sub>asd</sub>	85	89	93	101	108	116	124	132	139	147	155

For SI: 1 mile per hour = 0.447 m/s.

a. Linear interpolation is permitted.




HANWHA Q.PEAK DUO BLK ML-G10+ 410  
410 WATT MODULE  
74" X 41.1" X 1.26"  
(SEE DATASHEET)

BILL OF MATERIALS	
MODULES	28
INVERTERS	28
L-FOOT ATTACHMENT W/ UNIRAC NXT	56
171" RAILS	13
ENPHASE COMBINER BOX	1
EATON 60A FUSIBLE AC DISCONNECT	1
50A FUSES	2
125A LINE TAPS	2



PRO CUSTOM SOLAR LLC D.B.A. MOMENTUM SOLAR  
325 HIGH STREET, METUCHEN, NJ 08840  
(732) 902-6224  
MOMENTUMSOLAR.COM

**PROFESSIONAL ENGINEERING**



Digitally signed by Mina A Makar  
Reason: This item has been electronically signed and sealed by [Mina A. Makar, PE 86753, COA # 33404] on the Date and Time Stamp shown using a digital signature. Printed copies of this documentare not considered signed and sealed and the signature must be verified on any electronic copies.

Date: 2024.09.09 12:16:19 -04'00'

**SOLAR CONTRACTOR**

CAMERON CHRISTENSEN  
CERTIFIED SOLAR CONTRACTOR LICENSE NUMBER: CVC57036  
MOMENTUM SOLAR  
5728 MAJOR BLVD. SUITE 307, ORLANDO FL. 32819

**CUSTOMER INFORMATION**

BARBARA JEFFERSON - MS155362  
564 SE DEFENDER DR  
LAKE CITY, FL 32025  
(386) 292-2541

**PV SYSTEM INFORMATION**

SYSTEM SIZE (DC ): 11.48 KW  
28 MODULES: HANWHA Q.PEAK DUO BLK ML-G10+ 410  
28 INVERTERS: ENPHASE IQ8MC-72-M-US

**PROJECT INFORMATION**

INITIAL	DATE: 8/1/2024	DESIGNER: AKL
REV:	DATE:	DESIGNER:
REV:	DATE:	DESIGNER:

**COVER PAGE**

**PV-1**

**PROFESSIONAL ENGINEERING**


Digitally signed by Mina A Makar  
 Reason: This item has been electronically signed and sealed by [Mina A. Makar, PE 86753, COA # 33404] on the Date and Time Stamp shown using a digital signature. Printed copies of this document are not considered signed and sealed and the signature must be verified on any electronic copies.  
 Date: 2024.09.09 12:16:29 -04'00'

**SOLAR CONTRACTOR**

CAMERON CHRISTENSEN  
 CERTIFIED SOLAR CONTRACTOR LICENSE NUMBER: CVC57036  
 MOMENTUM SOLAR  
 5728 MAJOR BLVD. SUITE 307, ORLANDO FL. 32819

**CUSTOMER INFORMATION**

BARBARA JEFFERSON - MS155362  
 564 SE DEFENDER DR  
 LAKE CITY, FL 32025  
 (386) 292-2541

**PV SYSTEM INFORMATION**

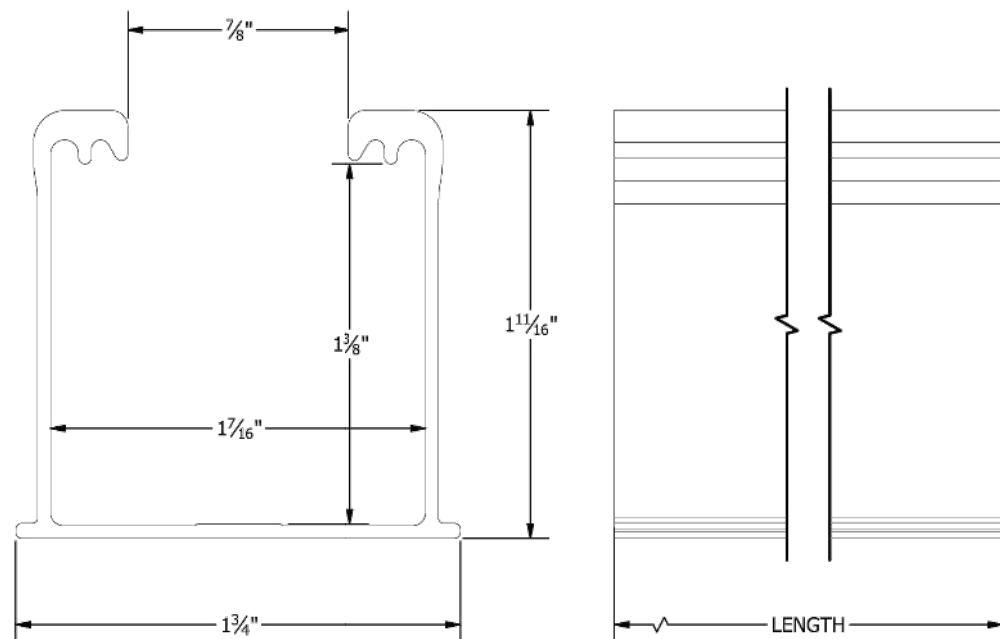
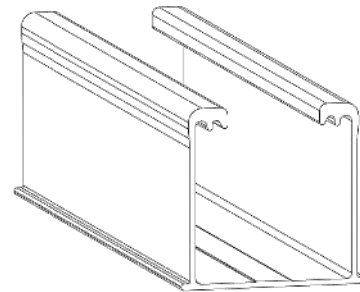
SYSTEM SIZE (DC ): 11.48 KW  
 28 MODULES: HANWHA Q.PEAK DUO BLK ML-G10+ 410  
 28 INVERTERS: ENPHASE IQ8MC-72-M-US

**PROJECT INFORMATION**

INITIAL	DATE: 8/1/2024	DESIGNER: AKL
REV:	DATE:	DESIGNER:
REV:	DATE:	DESIGNER:

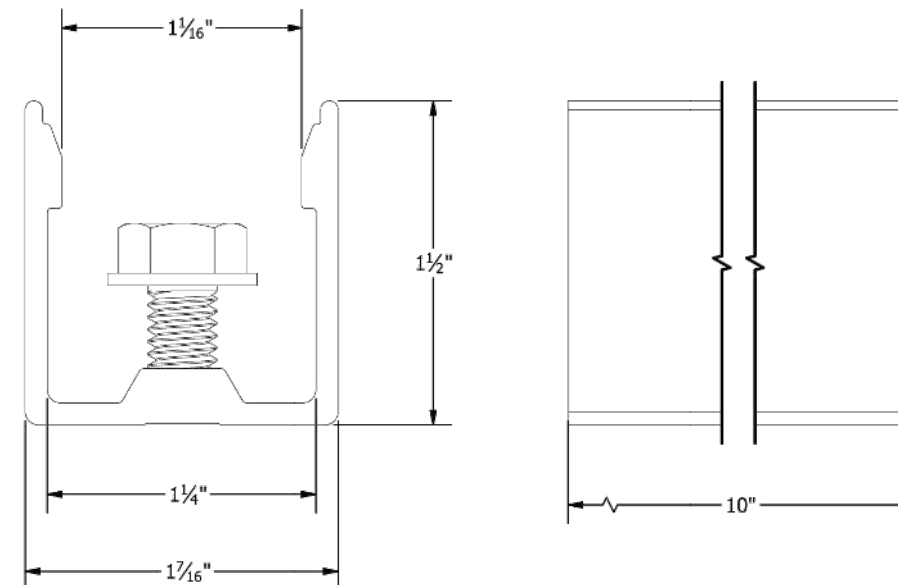
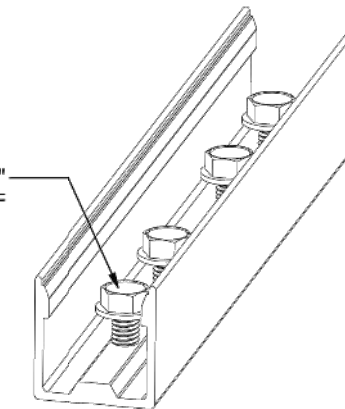
**ATTACHMENT DETAIL**
**PV-1.1**

PART # TABLE		
P/N	DESCRIPTION	LENGTH
084RLM1	NXT HORIZON RAIL 84" MILL	84"
084RLD1	NXT HORIZON RAIL 84" DARK	84"
168RLM1	NXT HORIZON RAIL 168" MILL	168"
168RLD1	NXT HORIZON RAIL 168" DARK	168"
208RLM1	NXT HORIZON RAIL 208" MILL	208"
208RLD1	NXT HORIZON RAIL 208" DARK	208"
246RLM1	NXT HORIZON RAIL 246" MILL	246"
246RLD1	NXT HORIZON RAIL 246" DARK	246"



PART # TABLE		
P/N	DESCRIPTION	LENGTH
RLSPLCM1	NXT HORIZON RAIL SPLICE	10"

4X - 5/16"-18 x 5/8"  
 HEX FLANGE SCREW - TYPE F



1411 BROADWAY BLVD. NE  
 ALBUQUERQUE, NM 87102 USA  
 PHONE: 505.242.6411  
 WWW.UNIRAC.COM

PRODUCT LINE: NXT HORIZON  
 DRAWING TYPE: PART DETAIL  
 DESCRIPTION: RAIL  
 REVISION DATE: 9/13/2021

DRAWING NOT TO SCALE  
 ALL DIMENSIONS ARE  
 NOMINAL

PRODUCT PROTECTED BY  
 ONE OR MORE US PATENTS  
 LEGAL NOTICE

NH-P01

SHEET



1411 BROADWAY BLVD. NE  
 ALBUQUERQUE, NM 87102 USA  
 PHONE: 505.242.6411  
 WWW.UNIRAC.COM

PRODUCT LINE: NXT HORIZON  
 DRAWING TYPE: PART DETAIL  
 DESCRIPTION: RAIL SPLICE  
 REVISION DATE: 9/22/2021


DRAWING NOT TO SCALE  
 ALL DIMENSIONS ARE  
 NOMINAL

PRODUCT PROTECTED BY  
 ONE OR MORE US PATENTS  
 LEGAL NOTICE

NH-P02

SHEET

**PROFESSIONAL ENGINEERING**



Digitally signed by Mina A Makar  
Reason: This item has been electronically signed and sealed by [Mina A. Makar, PE 86753, COA # 33404] on the Date and Time Stamp shown using a digital signature. Printed copies of this document are not considered signed and sealed and the signature must be verified on any electronic copies.  
Date: 2024.09.09 12:16:41 -04'00'

**SOLAR CONTRACTOR**

CAMERON CHRISTENSEN  
CERTIFIED SOLAR CONTRACTOR LICENSE NUMBER: CVC57036  
MOMENTUM SOLAR  
5728 MAJOR BLVD., SUITE 307, ORLANDO FL. 32819

**CUSTOMER INFORMATION**

BARBARA JEFFERSON - MS155362  
564 SE DEFENDER DR  
LAKE CITY, FL 32025  
(386) 292-2541

**PV SYSTEM INFORMATION**

SYSTEM SIZE (DC ): 11.48 KW  
28 MODULES: HANWHA Q.PEAK DUO BLK ML-G10+ 410  
28 INVERTERS: ENPHASE IQ8MC-72-M-US


**PROJECT INFORMATION**

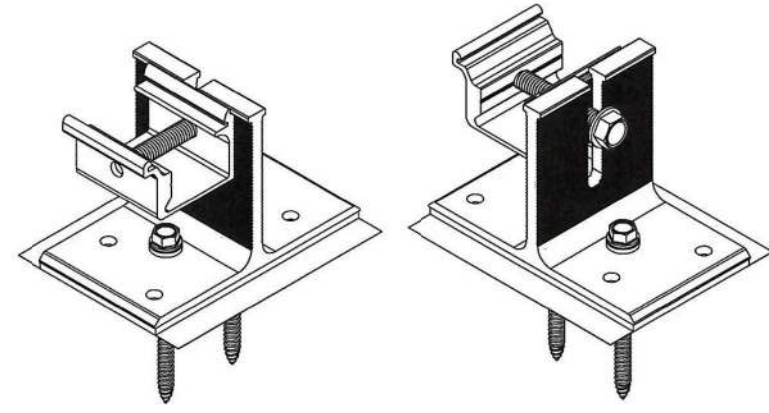
INITIAL	DATE: 8/1/2024	DESIGNER: AKL
REV:	DATE:	DESIGNER:
REV:	DATE:	DESIGNER:

**ATTACHMENT DETAIL**

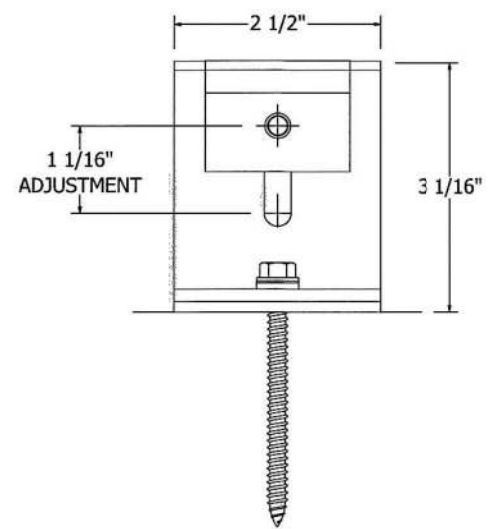
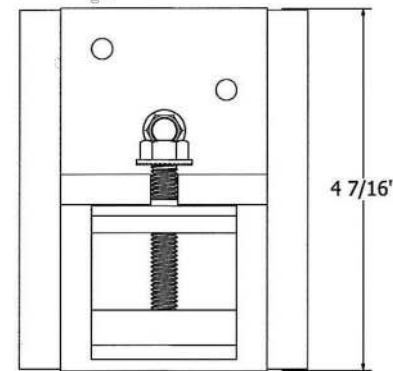
**PV-1.1 (2)**

**UNIRAC**  
1411 BROADWAY BOULEVARD NE  
ALBUQUERQUE, NM, USA, 87102  
WWW.UNIRAC.COM

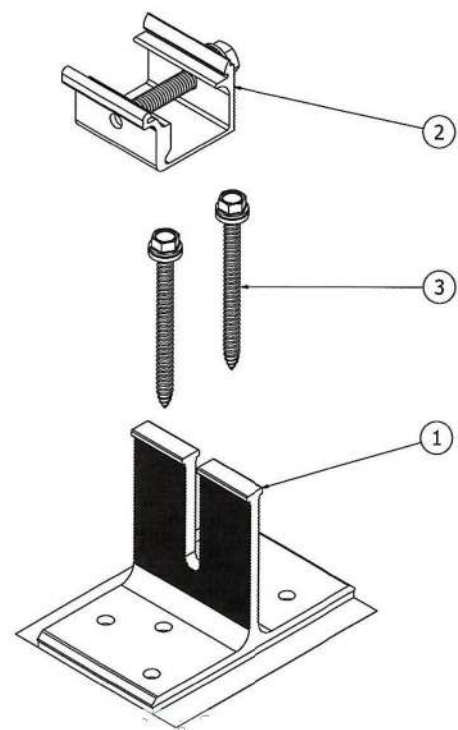
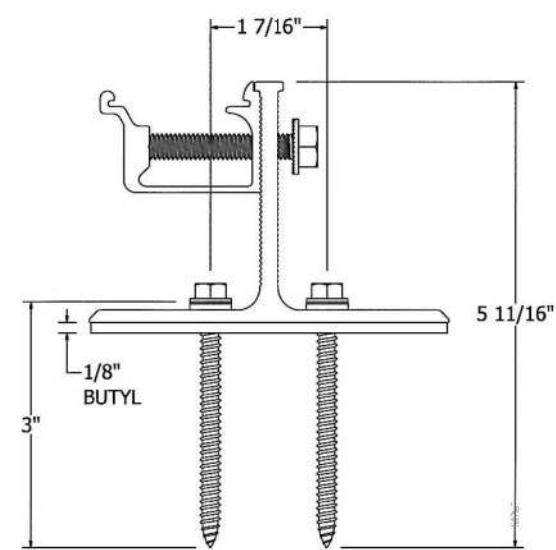
**PRODUCT REVISED**  
as complying with the Florida  
Building Code  
NOA-No. **23-1010.11**  
Expiration Date **07/13/2028**  
By   
Miami-Dade Product Control



**BUTYL ATTACHMENT ASSEMBLY**



**STRONGHOLD BUTYL ATTACHMENT**



CHK	REVISIONS	DESCRIPTION
AB	A	INITIAL RELEASE
NM	B	REVISED
NM	C	REMOVED SHEETS 6 THRU 10
NM	D	SHBUTYLD2, M2 WAS SBUTYLD1, M1

FOR  
**MIAMI-DADE COUNTY**  
PROJECT  
MIAMI-DADE CO. NOA  
PROJECT ADDRESS  
TITLE  
NXT  
STRONGHOLD BUTYL ATTACHMENT  
DWG NO.  
M-D NOA NXT  
SHEET 1 OF 5



PE SIGNATURE:   
PE DATE: **8/24/23**

ASSEMBLY NUMBER - NAME	ITEM #	DESCRIPTION	MATERIAL	MINIMUM YIELD (KSI)	MINIMUM ULTIMATE (KSI)
SHBUTYLD2	1	DTD BUTYL ATT ASSEMBLY	CAST ALUMINUM A380	23	47
SHBUTYLM2	2	RAIL CLAMP ASSEMBLY	18/8 STAINLESS STEEL	N/A	85
	3	HWHD EPDM ASSEMBLY, 3.0"	300 SERIES STAINLESS STEEL	N/A	70

ATTACHMENT DETAIL FOR CORRUGATED METAL ROOF



DATA SHEET



## IQ8MC Microinverter

Our newest IQ8 Series Microinverters are the industry's first microgrid-forming\*, software-defined microinverters with split-phase power conversion capability to convert DC power to AC power efficiently. The brain of the semiconductor-based microinverter is our proprietary application-specific integrated circuit (ASIC), which enables the microinverter to operate in grid-tied or off-grid modes. This chip is built in advanced 55-nm technology with high-speed digital logic and has superfast response times to changing loads and grid events, alleviating constraints on battery sizing for home energy systems.



Part of the Enphase Energy System, IQ8 Series Microinverters integrate with the IQ Battery, IQ Gateway, and the Enphase App monitoring and analysis software.



IQ8 Series Microinverters redefine reliability standards with more than one million cumulative hours of power-on testing, enabling an industry-leading limited warranty of up to 25 years.



Connect PV modules quickly and easily to the IQ8 Series Microinverters that have integrated MC4 connectors.



IQ8 Series Microinverters are UL Listed as PV rapid shutdown equipment and conforms with various regulations when installed according to the manufacturer's instructions.

\*Meets UL 1741 only when installed with IQ System Controller 2 or 3.

© 2024 Enphase Energy. All rights reserved. Enphase, the e and CC logos, IQ, and certain other marks listed at <https://enphase.com/trademark-usage-guidelines> are trademarks of Enphase Energy, Inc. in the U.S. and other countries. Data subject to change.

IQ8MC-MC4-DSH-00049-4.0-EN-US-2024-02-09

## IQ8MC Microinverter

INPUT DATA (DC)	UNITS	IQ8MC-72-M-US	
Commonly used module pairings <sup>1</sup>	W	260-460	
Module compatibility	—	To meet compatibility, PV modules must be within the following max. input DC voltage and max. module I <sub>sc</sub> . Module compatibility can be checked at <a href="https://enphase.com/installers/microinverters/calculator">https://enphase.com/installers/microinverters/calculator</a> .	
MPPT voltage range	V	25-45	
Operating range	V	18-58	
Min./Max. start voltage	V	22/58	
Max. input DC voltage	V	60	
Max. continuous operating DC current	A	14	
Max. input DC short-circuit current	A	25	
Max. module I <sub>sc</sub>	A	20	
Overvoltage class DC port	—	II	
DC port backfeed current	mA	0	
PV array configuration	—	Ungrounded array; no additional DC side protection required; AC side protection requires max 20 A per branch circuit	
OUTPUT DATA (AC)	UNITS	IQ8MC-72-M-US @240 VAC	IQ8MC-72-M-US @208 VAC
Peak output power	VA	330	315
Max. continuous output power	VA	320	310
Nominal grid voltage (L-L)	V	240, split-phase (L-L), 180°	208, single-phase (L-L), 120°
Min./Max. grid voltage <sup>2</sup>	V	211-264	183-229
Max. continuous output current	A	1.33	1.49
Nominal frequency	Hz	60	
Extended frequency range	Hz	47-68	
AC short circuit fault current over three cycles	A <sub>rms</sub>	2.70	
Max. units per 20 A (L-L) branch circuit <sup>3</sup>	—	12	10
Total harmonic distortion	%	<5	
Overvoltage class AC port	—	III	
AC port backfeed current	mA	18	
Power factor setting	—	1.0	
Grid-tied power factor (adjustable)	—	0.85 leading ... 0.85 lagging	
Peak efficiency	%	97.4	97.2
CEC weighted efficiency	%	97.0	96.5
Nighttime power consumption	mW	33	25
MECHANICAL DATA	UNITS		
Ambient temperature range	-40°C to 65°C (-40°F to 149°F)		
Relative humidity range	4% to 100% (condensing)		
DC connector type	Stäubli MC4		
Dimensions (H × W × D); Weight	212 mm (8.3") × 175 mm (6.9") × 30.2 mm (1.2"); 1.1 kg (2.43 lbs)		
Cooling	Natural convection - no fans		
Approved for wet locations; Pollution degree	Yes; PD3		
Enclosure	Class II double-insulated, corrosion-resistant polymeric enclosure		
Environ. category; UV exposure rating	NEMA Type 6; outdoor		
COMPLIANCE	CA Rule 21 (UL 1741-SA), UL 62109-1, IEEE 1547:2018 (UL 1741-SB), FCC Part 15 Class B, ICES-0003 Class B, CAN/CSA-C22.2 NO. 107.1-01. This product is UL Listed as PV rapid shutdown equipment and conforms with NEC 2014, NEC 2017, NEC 2020, and NEC 2023 section 690.12 and C22.1-2018 Rule 84-218 rapid shutdown of PV systems for AC and DC conductors when installed according to the manufacturer's instructions.		

(1) No enforced DC/AC ratio.

(2) Nominal voltage range can be extended beyond nominal if required by the utility.


(3) Limits may vary. Refer to local requirements to define the number of microinverters per branch in your area.

IQ8MC-MC4-DSH-00049-4.0-EN-US-2024-02-09



PRO CUSTOM SOLAR LLC D.B.A. MOMENTUM SOLAR  
325 HIGH STREET, METUCHEN, NJ 08840  
(732) 902-6224  
MOMENTUMSOLAR.COM

## PROFESSIONAL ENGINEERING



Digitally signed by Mina A Makar  
Reason: This item has been electronically signed and sealed by [Mina A. Makar, PE 86753, COA # 33404] on the Date and Time Stamp shown using a digital signature. Printed copies of this document are not considered signed and sealed and the signature must be verified on any electronic copies.

Date: 2024.09.09 12:16:53 -04'00'

### SOLAR CONTRACTOR

CAMERON CHRISTENSEN  
CERTIFIED SOLAR CONTRACTOR LICENSE NUMBER: CVC57036  
MOMENTUM SOLAR  
5728 MAJOR BLVD. SUITE 307, ORLANDO FL. 32819

### CUSTOMER INFORMATION

BARBARA JEFFERSON - MS155362  
564 SE DEFENDER DR  
LAKE CITY, FL 32025  
(386) 292-2541

### PV SYSTEM INFORMATION

SYSTEM SIZE (DC): 11.48 KW  
28 MODULES: HANWHA Q.PEAK DUO BLK ML-G10+ 410  
28 INVERTERS: ENPHASE IQ8MC-72-M-US

### PROJECT INFORMATION

INITIAL	DATE:	DESIGNER:
	8/1/2024	AKL
REV:	DATE:	DESIGNER:
REV:	DATE:	DESIGNER:

## INVERTER DETAIL

# PV-1.2

## IQ Combiner 4/4C



The **IQ Combiner 4/4C** with IQ Gateway and integrated LTE-M1 cell modem (included only with IQ Combiner 4C) consolidates interconnection equipment into a single enclosure. It streamlines IQ Microinverters and storage installations by providing a consistent, pre-wired solution for residential applications. It offers up to four 2-pole input circuits and Eaton BR series busbar assembly.

### Smart

- Includes IQ Gateway for communication and control
- Includes Mobile Connect cellular modem (CELLMODEM-M1-06-SP-05), included only with IQ Combiner 4C
- Includes solar shield to match Enphase IQ Battery aesthetics and deflect heat
- Supports Wi-Fi, Ethernet, or cellular connectivity
- Optional AC receptacle available for PLC bridge
- Provides production metering and consumption monitoring

### Simple

- Mounts on single stud with centered brackets
- Supports bottom, back and side conduit entry
- Allows up to four 2-pole branch circuits for 240VAC plug-in breakers (not included)
- 80A total PV or storage branch circuits

### Reliable

- Durable NRTL-certified NEMA type 3R enclosure
- Five-year limited warranty
- Two years labor reimbursement program coverage included for both the IQ Combiner SKU's
- UL listed
- X2-IQ-AM1-240-4 and X2-IQ-AM1-240-4C comply with IEEE 1547:2018 (UL 1741-SB, 3<sup>rd</sup> Ed.)

## IQ Combiner 4/4C


MODEL NUMBER	
IQ Combiner 4 X-IQ-AM1-240-4 X2-IQ-AM1-240-4 (IEEE 1547:2018)	IQ Combiner 4 with IQ Gateway printed circuit board for integrated revenue grade PV production metering (ANSI C12.20 ± 0.5%) and consumption monitoring (± 2.5%). Includes a silver solar shield to match the IQ Battery and IQ System Controller 2 and to deflect heat.
IQ Combiner 4C X-IQ-AM1-240-4C X2-IQ-AM1-240-4C (IEEE 1547:2018)	IQ Combiner 4C with IQ Gateway printed circuit board for integrated revenue grade PV production metering (ANSI C12.20 ± 0.5%) and consumption monitoring (± 2.5%). Includes Mobile Connect cellular modem (CELLMODEM-M1-06-SP-05), a plug-and-play industrial-grade cell modem for systems up to 60 microinverters. (Available in the US, Canada, Mexico, Puerto Rico, and the US Virgin Islands, where there is adequate cellular service in the installation area.) Includes a silver solar shield to match the IQ Battery and IQ System Controller and to deflect heat.
ACCESSORIES AND REPLACEMENT PARTS (not included, order separately)	
Supported microinverters	IQ6, IQ7, and IQE. (Do not mix IQ6/7 Microinverters with IQ8)
Communications Kit COMMS-CELLMODEM-M1-06 CELLMODEM-M1-06-SP-05 CELLMODEM-M1-06-AT-05	- Includes COMMS-KIT-01 and CELLMODEM-M1-06-SP-05 with 5-year Sprint data plan - 4G based LTE-M1 cellular modem with 5-year Sprint data plan - 4G based LTE-M1 cellular modem with 5-year AT&T data plan
Circuit Breakers BRK-10A-2-240V BRK-15A-2-240V BRK-20A-2P-240V BRK-15A-2P-240V-B BRK-20A-2P-240V-B	Supports Eaton BR210, BR215, BR220, BR230, BR240, BR250, and BR260 circuit breakers. Circuit breaker, 2 pole, 10A, Eaton BR210 Circuit breaker, 2 pole, 15A, Eaton BR215 Circuit breaker, 2 pole, 20A, Eaton BR220 Circuit breaker, 2 pole, 15A, Eaton BR215B with hold down kit support Circuit breaker, 2 pole, 20A, Eaton BR220B with hold down kit support
XA-SOLARSHIELD-ES	Replacement solar shield for IQ Combiner 4/4C
XA-PLUG-120-3	Accessory receptacle for Power Line Carrier in IQ Combiner 4/4C (required for EPLC-01)
X-IQ-NA-HD-125A	Hold-down kit for Eaton circuit breaker with screws
Consumption monitoring CT (CT-200-SPLIT/CT-200-CLAMP)	A pair of 200A split core current transformers
ELECTRICAL SPECIFICATIONS	
Rating	Continuous duty
System voltage	120/240VAC, 60 Hz
Eaton BR series busbar rating	125A
Max. continuous current rating	65A
Max. continuous current rating (input from PV/storage)	64A
Max. fuse/circuit rating (output)	90A
Branch circuits (solar and/or storage)	Up to four 2-pole Eaton BR series Distributed Generation (DG) breakers only (not included)
Max. total branch circuit breaker rating (input)	80A of distributed generation/95A with IQ Gateway breaker included
IQ Gateway breaker	10A or 15A rating GE/Siemens/Eaton included
Production metering CT	200A solid core pre-installed and wired to IQ Gateway
MECHANICAL DATA	
Dimensions (WxHxD)	37.5 cm x 49.5 cm x 16.8 cm (14.75 in x 19.5 in x 6.63 in). Height is 53.5 cm (21.06 in) with mounting brackets.
Weight	7.5 kg (16.5 lbs)
Ambient temperature range	-40°C to +46°C (-40°F to 115°F)
Cooling	Natural convection, plus heat shield
Enclosure environmental rating	Outdoor, NRTL-certified, NEMA type 3R, polycarbonate construction
Wire sizes	• 20A to 50A breaker inputs: 14 to 4 AWG copper conductors • 60A breaker branch input: 4 to 1/0 AWG copper conductors • Main lug combined output: 10 to 2/0 AWG copper conductors • Neutral and ground: 14 to 1/0 copper conductors • Always follow local code requirements for conductor sizing.
Altitude	Up to 3,000 meters (9,842 feet)
INTERNET CONNECTION OPTIONS	
Integrated Wi-Fi	IEEE 802.11b/g/n
Cellular	CELLMODEM-M1-06-SP-05, CELLMODEM-M1-06-AT-05 (4G based LTE-M1 cellular modem). Note that an Mobile Connect cellular modem is required for all Enphase Energy System installations.
Ethernet	Optional, IEEE 802.3, Cat5E (or Cat6) UTP Ethernet cable (not included)
COMPLIANCE	
Compliance, IQ Combiner	CA Rule 21 (UL 1741-SA) IEEE 1547:2018 -UL 1741-SB, 3 <sup>rd</sup> Ed. (X2-IQ-AM1-240-4 and X2-IQ-AM1-240-4C) CAN/CSA C22.2 No. 107.1, Title 47 CFR, Part 15, Class B, ICES 003 Production metering: ANSI C12.20 accuracy class 0.5 (PV production) Consumption metering: accuracy class 2.5
Compliance, IQ Gateway	UL 60601-1/CANCSA 22.2 No. 61010-1

© 2022 Enphase Energy. All rights reserved. Enphase, the Enphase logo, IQ Combiner 4/4C, and other names are trademarks of Enphase Energy, Inc. Data subject to change.

IQ-C-4-4C-DS-0103-EN-US-12-29-2022

PRO CUSTOM SOLAR LLC D.B.A. MOMENTUM SOLAR  
325 HIGH STREET, METUCHEN, NJ 08840  
(732) 902-6224  
MOMENTUMSOLAR.COM

## PROFESSIONAL ENGINEERING



Digitally signed by Mina A Makar  
Reason: This item has been electronically signed and sealed by [Mina A. Makar, PE 86753, COA # 33404] on the Date and Time Stamp shown using a digital signature. Printed copies of this document are not considered signed and sealed and the signature must be verified on any electronic copies.  
Date: 2024.09.09 12:17:05 -04'00'

### SOLAR CONTRACTOR

CAMERON CHRISTENSEN  
CERTIFIED SOLAR CONTRACTOR LICENSE NUMBER: CVC57036  
MOMENTUM SOLAR  
5728 MAJOR BLVD. SUITE 307, ORLANDO FL. 32819

### CUSTOMER INFORMATION

BARBARA JEFFERSON - MS155362  
564 SE DEFENDER DR  
LAKE CITY, FL 32025  
(386) 292-2541

### PV SYSTEM INFORMATION

SYSTEM SIZE (DC): 11.48 KW  
28 MODULES: HANWHA Q.PEAK DUO BLK ML-G10+ 410  
28 INVERTERS: ENPHASE IQ8MC-72-M-US

### PROJECT INFORMATION

INITIAL	DATE:	DESIGNER:
	8/1/2024	AKL
REV:	DATE:	DESIGNER:
REV:	DATE:	DESIGNER:

## COMBINER DETAIL

# PV-1.3



To learn more about Enphase offerings, visit [enphase.com](https://enphase.com)  
IQ-C-4-4C-DS-0103-EN-US-12-29-2022



# Q.PEAK DUO BLK ML-G10+ SERIES



385-410Wp | 132 Cells  
20.9% Maximum Module Efficiency

MODEL Q.PEAK DUO BLK ML-G10+



### Breaking the 20% efficiency barrier

Q.QUANTUM DUO Z Technology with zero gap cell layout boosts module efficiency up to 20.9%.



### A reliable investment

Inclusive 25-year product warranty and 25-year linear performance warranty<sup>1</sup>.



### Enduring high performance

Long-term yield security with Anil LeTID Technology, Anti-PID Technology<sup>2</sup> and Hot-Spot Protect.



### Extreme weather rating

High-tech aluminium alloy frame, certified for high snow (5400Pa) and wind loads (4000Pa).



### Innovative all-weather technology

Optimal yields, whatever the weather with excellent low-light and temperature behaviour.



### The most thorough testing programme in the industry

Qcells is the first solar module manufacturer to pass the most comprehensive quality programme in the industry: The new "Quality Controlled PV" of the independent certification institute TÜV Rheinland.

<sup>1</sup> See data sheet on rear for further information.  
<sup>2</sup> APT test conditions according to IEC/TS 62804-1:2015, method A (-1500V, 96h)

The ideal solution for:



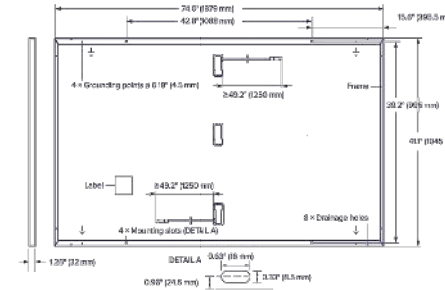
Rooftop arrays on residential buildings



## Q.PEAK DUO BLK ML-G10+ SERIES

### Mechanical Specification

Format	74.0 in × 41.1 in × 1.26 in (including frame) (1879 mm × 1045 mm × 32 mm)
Weight	48.5 lbs (22.0 kg)
Front Cover	0.13 in (3.2 mm) thermally pre-stressed glass with anti-reflection technology
Back Cover	Composite film
Frame	Black anodised aluminium
Cell	6 × 22 monocrystalline Q.QUANTUM solar half cells
Junction box	2.09-3.98 in × 1.26-2.36 in × 0.59-0.71 in (53-101 mm × 32-60 mm × 15-18 mm), IP67, with bypass diodes
Cable	4 mm <sup>2</sup> Solar cable; (+) > 49.2 in (1250 mm), (-) > 49.2 in (1250 mm)
Connector	Stäubli MC4; IP68



### Electrical Characteristics

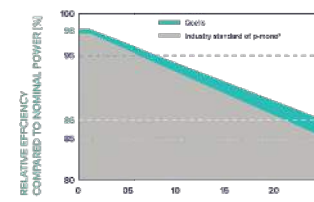
POWER CLASS		385	390	395	400	405	410
MINIMUM PERFORMANCE AT STANDARD TEST CONDITIONS, STC <sup>1</sup> (POWER TOLERANCE ±5W/-0W)							
Power at MPP <sup>1</sup>	P <sub>MPP</sub> [W]	385	390	395	400	405	410
Short Circuit Current <sup>1</sup>	I <sub>SC</sub> [A]	11.04	11.07	11.10	11.14	11.17	11.20
Open Circuit Voltage <sup>1</sup>	V <sub>OC</sub> [V]	45.19	45.23	45.27	45.30	45.34	45.37
Current at MPP	I <sub>MPP</sub> [A]	10.59	10.65	10.71	10.77	10.83	10.89
Voltage at MPP	V <sub>MPP</sub> [V]	36.36	36.62	36.88	37.13	37.39	37.64
Efficiency <sup>1</sup>	η [%]	≥ 19.6	≥ 19.9	≥ 20.1	≥ 20.4	≥ 20.6	≥ 20.9

MINIMUM PERFORMANCE AT NORMAL OPERATING CONDITIONS, NMOT<sup>2</sup>

Power at MPP	P <sub>MPP</sub> [W]	288.8	292.6	296.3	300.1	303.8	307.6
Short Circuit Current	I <sub>SC</sub> [A]	8.90	8.92	8.95	8.97	9.00	9.03
Open Circuit Voltage	V <sub>OC</sub> [V]	42.62	42.65	42.69	42.72	42.76	42.79
Current at MPP	I <sub>MPP</sub> [A]	8.35	8.41	8.46	8.51	8.57	8.62
Voltage at MPP	V <sub>MPP</sub> [V]	34.59	34.81	35.03	35.25	35.46	35.68

<sup>1</sup> Measurement tolerances P<sub>MPP</sub> ± 3%; I<sub>SC</sub>, V<sub>OC</sub> ± 5% at STC: 1000 W/m<sup>2</sup>, 25 ± 2 °C, AM 1.5 according to IEC 60904-3 - \*800 W/m<sup>2</sup>, NMOT, spectrum AM 1.5

### Qcells PERFORMANCE WARRANTY



At least 98% of nominal power during first year. Thereafter max. 0.5% degradation per year. At least 93.5% of nominal power up to 10 years. At least 86% of nominal power up to 25 years.

All data within measurement tolerances. Full warranties in accordance with the warranty terms of the Qcells sales organisation of your respective country.

### TEMPERATURE COEFFICIENTS

Temperature Coefficient of I <sub>SC</sub>	α [%/K]	+0.04	Temperature Coefficient of V <sub>OC</sub>	β [%/K]	-0.27
Temperature Coefficient of P <sub>MPP</sub>	γ [%/K]	-0.34	Nominal Module Operating Temperature	NMOT [°F]	109 ± 5.4 (43 ± 3 °C)

### Properties for System Design

Maximum System Voltage	V <sub>SYS</sub> [V]	1000 (IEC)/1000 (UL)	PV module classification	Class II
Maximum Series Fuse Rating	[A DC]	20	Fire Rating based on ANSI/UL 61730	TYPE 2
Max. Design Load, Push/Pull <sup>3</sup>	[lbs./ft <sup>2</sup> ]	75 (3600 Pa)/55 (2660 Pa)	Permitted Module Temperature on Continuous Duty	-40 °F up to +185 °F (-40 °C up to +85 °C)
Max. Test Load, Push/Pull <sup>3</sup>	[lbs./ft <sup>2</sup> ]	113 (5400 Pa)/84 (4000 Pa)		

<sup>3</sup> See Installation Manual

### Qualifications and Certificates

UL 61730, CE-compliant, Quality Controlled PV - TÜV Rheinland, IEC 61215:2016, IEC 61730:2016, U.S. Patent No. 9,893,215 (solar cells),



Qcells pursues minimizing paper output in consideration of the global environment.

Note: Installation instructions must be followed. Contact our technical service for further information on approved installation of this product. Hanwha Q CELLS America Inc. 400 Spectrum Center Drive, Suite 1400, Irvine, CA 92618, USA | TEL: +1 949 748 59 96 | EMAIL: req\_inquiry@qcells.com | WEB: www.qcells.com




Specifications subject to technical changes © Qcells Q.PEAK DUO BLK ML-G10+ series\_2024-09-09



PRO CUSTOM SOLAR LLC D.B.A. MOMENTUM SOLAR  
325 HIGH STREET, METUCHEN, NJ 08840  
(732) 902-6224  
MOMENTUMSOLAR.COM

## PROFESSIONAL ENGINEERING



Digitally signed by Mina A Makar  
Reason: This item has been electronically signed and sealed by [Mina A. Makar, PE 86753, COA # 33404] on the Date and Time Stamp shown using a digital signature. Printed copies of this document are not considered signed and sealed and the signature must be verified on any electronic copies.  
Date: 2024.09.09 12:17:17 -04'00'

### SOLAR CONTRACTOR

CAMERON CHRISTENSEN  
CERTIFIED SOLAR CONTRACTOR LICENSE NUMBER: CVC57036  
MOMENTUM SOLAR  
5728 MAJOR BLVD. SUITE 307, ORLANDO FL. 32819

### CUSTOMER INFORMATION

BARBARA JEFFERSON - MS155362  
564 SE DEFENDER DR  
LAKE CITY, FL 32025  
(386) 292-2541

### PV SYSTEM INFORMATION

SYSTEM SIZE (DC): 11.48 KW  
28 MODULES: HANWHA Q.PEAK DUO BLK ML-G10+ 410  
28 INVERTERS: ENPHASE IQ8MC-72-M-US


### PROJECT INFORMATION

INITIAL	DATE: 8/1/2024	DESIGNER: AKL
REV:	DATE:	DESIGNER:
REV:	DATE:	DESIGNER:

## PANEL DETAIL

# PV-1.4

SCALE: 3/32" = 1'-0"




ROOF	PANEL COUNT	TILT	AZIMUTH	SHADING	LANDSCAPE MAX SPAN (ROOF AREA 1/2/3)	PORTRAIT MAX SPAN (ROOF AREA 1/2/3)	LANDSCAPE MAX CANTILEVER	PORTRAIT MAX CANTILEVER
R1	28	15°	234°	98%	48 /48 /48	48 /48 /48	16 /10 /10	16 /10 /10



PRO CUSTOM SOLAR LLC D.B.A. MOMENTUM SOLAR  
325 HIGH STREET, METUCHEN, NJ 08840  
(732) 902-6224  
MOMENTUMSOLAR.COM

**PROFESSIONAL ENGINEERING**



Digitally signed by Mina A Makar  
Reason: This item has been electronically signed and sealed by [Mina A. Makar, PE 86753, COA # 33404] on the Date and Time Stamp shown using a digital signature. Printed copies of this document are not considered signed and sealed and the signature must be verified on any electronic copies.  
Date: 2024.09.09 12:17:36 -04'00'

**SOLAR CONTRACTOR**

CAMERON CHRISTENSEN  
CERTIFIED SOLAR CONTRACTOR LICENSE NUMBER: CVC57036  
MOMENTUM SOLAR  
5728 MAJOR BLVD. SUITE 307, ORLANDO FL. 32819

**CUSTOMER INFORMATION**

BARBARA JEFFERSON - MS155362  
564 SE DEFENDER DR  
LAKE CITY, FL 32025  
(386) 292-2541

**PV SYSTEM INFORMATION**

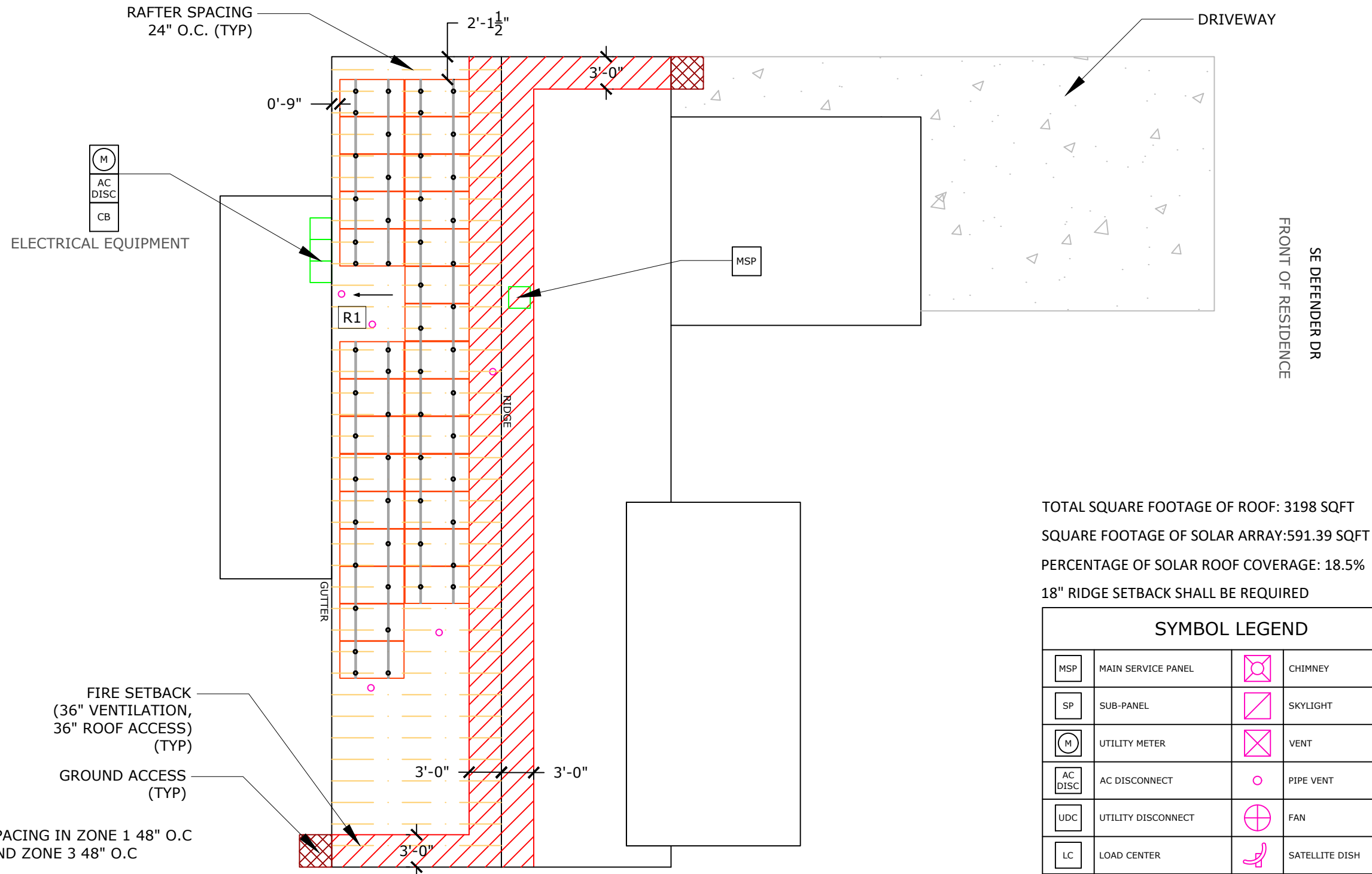
SYSTEM SIZE (DC ): 11.48 KW  
28 MODULES: HANWHA Q.PEAK DUO BLK ML-G10+ 410  
28 INVERTERS: ENPHASE IQ8MC-72-M-US

**PROJECT INFORMATION**

INITIAL	DATE:	DESIGNER:
	8/1/2024	AKL
REV:	DATE:	DESIGNER:
REV:	DATE:	DESIGNER:

**ROOF LAYOUT**

**PV-2**



TOTAL SQUARE FOOTAGE OF ROOF: 3198 SQFT  
SQUARE FOOTAGE OF SOLAR ARRAY: 591.39 SQFT  
PERCENTAGE OF SOLAR ROOF COVERAGE: 18.5%  
18" RIDGE SETBACK SHALL BE REQUIRED

SYMBOL LEGEND			
MSP	MAIN SERVICE PANEL		CHIMNEY
SP	SUB-PANEL		SKYLIGHT
M	UTILITY METER		VENT
AC DISC	AC DISCONNECT		PIPE VENT
UDC	UTILITY DISCONNECT		FAN
LC	LOAD CENTER		SATELLITE DISH
N3R	NEMA 3R BOX W/ ENVOY-S		FIRE SETBACKS
CB	COMBINER BOX		MIN 3'x3' GROUND ACCESS POINT
	MODULE		PITCH DIRECTION
	WIND PRESSURE ZONE LINES. REFER TO PV-2.2 FOR ADDITIONAL INFO		

CLAMPING MAX SPACING IN ZONE 1 48" O.C AND IN ZONE 2 AND ZONE 3 48" O.C

**NOTE:**

1. ROOF COVERING MATERIAL IS COMPOSED OF CORRUGATED METAL.
2. EXACT ATTACHMENT LOCATION AND QUANTITY OF ATTACHMENTS ARE BASED ON EXISTING RAFTER LOCATIONS OBTAINED FROM FIELD MEASUREMENTS. THE LOCATION AND QUANTITY OF ATTACHMENTS MAY VARY BASED ON RAFTER LAYOUT START POINT, SPACING VARIATIONS AND ROOFING TYPE. VERIFY IN THE FIELD ALL RAFTER LOCATIONS AND ADJUST LAYOUT AS REQUIRED. A TILE ROOF WILL PRODUCE A STAGGERED ATTACHMENT LAYOUT BECAUSE OF EXISTING STAGGERED TILE JOINT LOCATIONS.


PV MODULE RATINGS		INVERTER RATINGS	
MODULE MAKE	HANWHA	INVERTER MAKE	ENPHASE
MODEL	HANWHA Q.PEAK DUO BLK ML-G10+ 410	MODEL	Enphase IQ8MC-72-M-US
MAX POWER	410W	MAX OUTPUT POWER	320W
OPEN CIRCUIT VOLTAGE	45.37V	OPEN DC VOLTAGE	60V
MPP VOLTAGE	37.64V	NOMINAL AC VOLTAGE	240V
SHORT CIRCUIT CURRENT	11.2A	MAX AC CURRENT	1.33A
MPP CURRENT	10.89A	CEC INVERTER EFFICIENCY	97%
NUMBER OF MODULES	28	NUMBER OF INVERTERS	28
UL1703 COMPLIANT	YES	UL1703 COMPLIANT	YES

VOLTAGE DROP CALCULATIONS							
FORMULA USED PER NEC HANDBOOK 215.2(A)(4) WHERE APPLICABLE							
WIRE RUN	$V_{mp}$	$I_{mp}$	R	L (FT)	$V_o$	% $V_o$	WIRE SIZE
BRANCH TO J-BOX	240.00	13.3	1.98	65.83	3.467	1.44%	12 AWG
J-BOX TO LOAD CENTER	240.00	37.24	1.24	50.00	4.618	1.92%	10 AWG
LOAD CENTER TO AC DISCONNECT	240.00	46.55	0.491	3.00	0.137	0.06%	06 AWG
AC DISCONNECT TO INTERCONNECTION	240.00	46.55	0.491	10.00	0.457	0.19%	06 AWG



PRO CUSTOM SOLAR LLC D.B.A. MOMENTUM SOLAR  
325 HIGH STREET, METUCHEN, NJ 08840  
(732) 902-6224  
MOMENTUMSOLAR.COM

**PROFESSIONAL ENGINEERING**



Digitally signed by Mina A Makar  
Reason: This item has been electronically signed and sealed by [Mina A. Makar, PE 86753, COA # 33404] on the Date and Time Stamp shown using a digital signature. Printed copies of this document are not considered signed and sealed and the signature must be verified on any electronic copies.

Date: 2024.09.09 12:17:50 -04'00'

**SOLAR CONTRACTOR**

CAMERON CHRISTENSEN  
CERTIFIED SOLAR CONTRACTOR LICENSE NUMBER: CVC57036  
MOMENTUM SOLAR  
5728 MAJOR BLVD. SUITE 307, ORLANDO FL. 32819

**CUSTOMER INFORMATION**

BARBARA JEFFERSON - MS155362  
564 SE DEFENDER DR  
LAKE CITY, FL 32025  
(386) 292-2541

**PV SYSTEM INFORMATION**

SYSTEM SIZE (DC): 11.48 KW  
28 MODULES: HANWHA Q.PEAK DUO BLK ML-G10+ 410  
28 INVERTERS: ENPHASE IQ8MC-72-M-US

**PROJECT INFORMATION**

INITIAL	DATE: 8/1/2024	DESIGNER: AKL
REV:	DATE:	DESIGNER:
REV:	DATE:	DESIGNER:

**THREE LINE DIAGRAM**

**PV-3**

THIS SOLAR PHOTOVOLTAIC SYSTEM COMPLIES WITH THE 2023 FLORIDA BUILDING CODE AND THE 2020 NATIONAL ELECTRICAL CODE

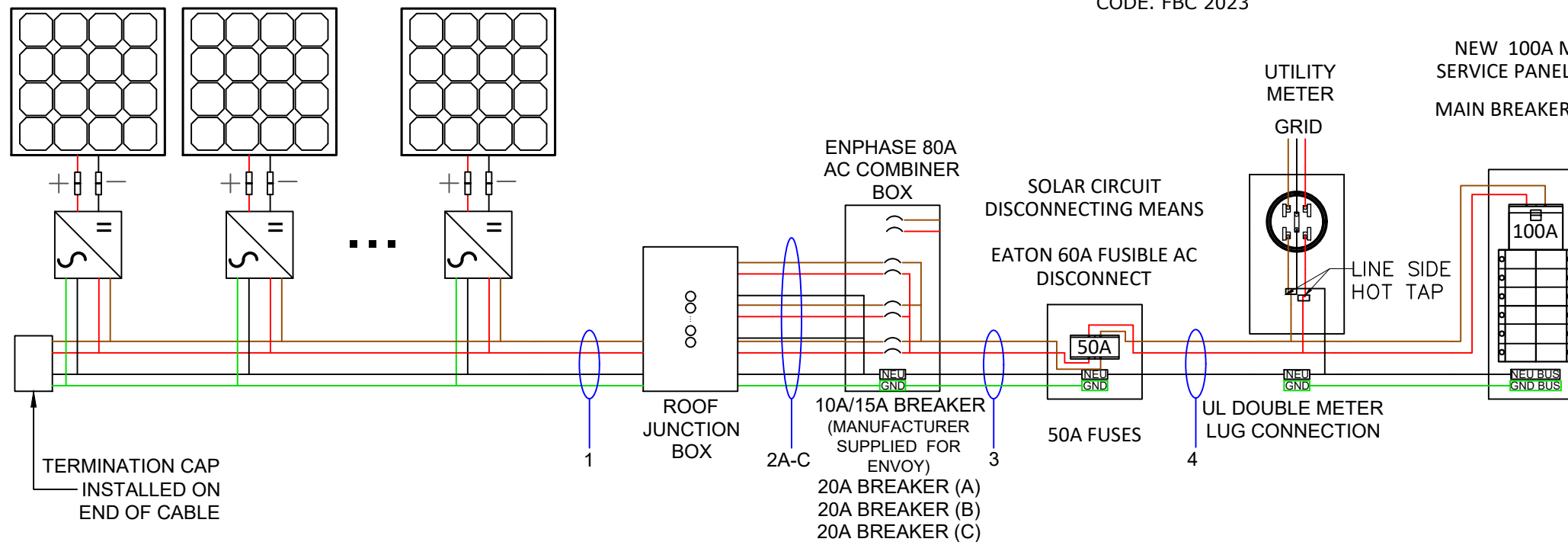
28 HANWHA Q.PEAK DUO BLK ML-G10+ 410 410W MODULES PAIRED WITH 28 ENPHASE IQ8MC-72-M-US MICRO-INVERTERS

**SOLAR INSTALLER NOTES:**  
**REPLACE EXISTING INTERIOR 100A BUS RATED MAIN SERVICE PANEL WITH NEW INTERIOR 100A BUS RATED MAIN SERVICE PANEL WITH 100A MAIN BREAKER.**

**FSEC CERTIFICATION STATEMENT:**

PER FL. STATUE 377.705 , I, MINA A. MAKAR PE# 86753, CERTIFICATE OF AUTHORIZATION #33404, AN ENGINEER LICENSED PURSUANT TO CHAPTER 471, CERTIFY THAT THE PV ELECTRICAL SYSTEM AND ELECTRICAL COMPONENTS ARE DESIGNED AND APPROVED USING THE STANDARDS CONTAINED IN THE MOST RECENT VERSION OF THE FLORIDA BUILDING CODE. FBC 2023

BRANCH CIRCUIT A  
10 MICRO-INVERTERS  
BRANCH CIRCUIT B  
9 MICRO-INVERTERS  
BRANCH CIRCUIT C  
9 MICRO-INVERTERS



Wire Tag	Conduit	Wire Qty	Wire Gauge	Wire Type	Temp. Rating	Wire Ampacity (A)	Temp. Derate	Conduit Fill Derate	Derated Ampacity (A)	Inverter Qty	NOC (A)	NEC Correction	Design Current (A)	Ground Size	Ground Wire Type
1	OPEN AIR	3	12 AWG	Trunk Cable	90°C	30	0.96	1	28.80	10	1.33	1.25	16.63	12 AWG	Trunk Cable
2A	3/4" PVC	6	10 AWG	THWN-2	75°C	35	0.96	0.8	26.88	10	1.33	1.25	16.63	08 AWG	THWN-2
2B			10 AWG	THWN-2	75°C	35	0.96		26.88	9	1.33	1.25	14.96		
2C			10 AWG	THWN-2	75°C	35	0.96		26.88	9	1.33	1.25	14.96		
3	3/4" PVC	3 + G	06 AWG	THWN-2	75°C	65	0.96	1	62.40	28	1.33	1.25	46.55	08 AWG	THWN-2
4	3/4" PVC	3	06 AWG	THWN-2	75°C	65	0.96	1	62.40	28	1.33	1.25	46.55		THWN-2

NOTE: LETTER "G" IN WIRE QTY TAB STANDS FOR GROUNDING CONDUCTOR.

**ELECTRICAL NOTES:**

- ALL CALCULATIONS FOR VOC, VMAX, IMP AND ISC HAVE BEEN CALCULATED USING THE MANUFACTURED STRING CALCULATOR BASED ON ASHRAE 2% HIGH AND EXTREME MINIMUM TEMPERATURE COEFFICIENTS.
- THE ENTIRE ARRAY IS BONDED ACCORDING TO (NEC 690.43(A) THROUGH (D) WITH 250.134 OR 250.136.
- THIS SYSTEM COMPLIES WITH NEC 2020
- BRANCH CIRCUIT CALCULATION FOR WIRE TAG 1 DISPLAYS THE LARGEST BRANCH CIRCUIT IN SYSTEM. OTHER BRANCH CIRCUITS SHALL HAVE LOWER DESIGN CURRENT THAN THE ONE SHOWN. IN ADDITION, VOLTAGE DROP CALCULATIONS FROM PANELS TO THE COMBINER BOX SHALL BE SHOWN IN A SIMILAR FASHION
- ALL CONDUCTORS ARE SIZED BASED ON NEC 2020 ARTICLE 310
- ALL EQUIPMENT INSTALLED IS RATED AT 75°C
- INVERTER NOC (NOMINAL OPEN CURRENT) OBTAINED FROM EQUIPMENT DATASHEET
- CONTRACTOR SHALL BE RESPONSIBLE FOR COMPLYING WITH ALL LOCAL AND NATIONAL CODE REQUIREMENTS.
- EACH MODULE MUST BE GROUNDED ACCORDING TO USER INSTRUCTIONS
- ALL EQUIPMENT SHALL BE LISTED PER NEC 690.4(B)
- PER NEC 690.13, 690.15, PROVIDE A WARNING SIGN AT ALL LOCATIONS WHERE TERMINALS OF THE DISCONNECTING MEANS MAY BE ENERGIZED IN THE OPEN POSITION> SIGN SHALL READ \*WARNING - ELECTRIC SHOCK HAZARD - DO NOT TOUCH TERMINALS - OR EQUIVALENT.
- PER NEC 705.10, PROVIDE A PERMANENT PLAQUE OR DIRECTORY SHOWING ALL ELECTRIC POWER SOURCES ON THE PREMISES AT SERVICE ENTRANCE.
- INTERCONNECTION METHOD SHALL COMPLY WITH NEC 705.12
- AND OPTION FOR A SINGLE CIRCUIT BRANCH TO BE SPLIT INTO TWO SUB-CIRCUIT BRANCHES IS ACCEPTABLE.
- ALL CONDUCTORS MUST BE COPPER.
- NEUTRAL AND EQUIPMENT GROUNDING CONDUCTOR BONDED AS PER NEC 250.24(C).
- EQUIPMENT GROUNDING CONDUCTOR IS CONNECTED TO A GROUNDING ELECTRODE SYSTEM PER 250.54(D).
- FUSES FOR PV DISCONNECT HAVE AIC RATINGS OF 200KA AC AND 20KA DC.
- SUPPLY SIDE CONNECTION SHALL BE MADE USING ILSKO INSULATION PIERCING CONNECTORS (IPC). MAKE, MODEL, AND RATING OF INTERCONNECTION CAN BE SEEN ON TABLE 1 BELOW.
- METHOD OF INTERCONNECTION CAN BE SEEN IN FIGURE 1.
- UTILITY HAS 24-HR UNRESTRICTED ACCESS TO ALL PHOTOVOLTAIC SYSTEM COMPONENTS LOCATED AT THE SERVICE ENTRANCE.

- WORKING CLEARANCES AROUND THE EXISTING AND NEW ELECTRICAL EQUIPMENT WILL BE MAINTAINED IN ACCORDANCE WITH NEC ARTICLE 110.26.
- CONDUCTORS EXPOSED TO SUNLIGHT SHALL BE LISTED AS SUNLIGHT RESISTANT PER NEC ARTICLE 300.6 (C)(1) AND ARTICLE 310.8 (D).
- CONDUCTORS EXPOSED TO WET LOCATIONS SHALL BE SUITABLE FOR USE IN WET LOCATIONS PER NEC ARTICLE 310.10 (C).
- TOTAL AREA OF ALL CONDUCTORS, SPLICES, AND TAPS INSTALLED AT ANY CROSS SECTION OF THE WIRING DOES NOT EXCEED 75% OF THE CROSS SECTIONAL AREA OF THE SPACE. NEC 312.8(A)(2).
- SYSTEM IS CONSIDERED AN AC MODULE SYSTEM. NO DC CONDUCTORS ARE PRESENT IN CONDUIT, COMBINER, JUNCTION BOX, DISCONNECT. AND COMPLIES WITH 690.6 - NO DC DISCONNECT AND ASSOCIATED DC LABELING ARE REQUIRED.
- SYSTEM COMPLIES WITH 690.12 RAPID SHUTDOWN AND ASSOCIATED LABELING AS PER 690.56(C). AC VOLTAGE AND SYSTEM OPERATING CURRENT SHALL BE PROVIDED 690.51.
- CONDUCTORS IN CONDUIT ARE AC CONDUCTORS BRANCH CIRCUITS AND NOT PV SOURCE CIRCUITS. 690.6.
- ALL GROUNDING SHALL COMPLY WITH 690.47(A) IN THAT THE AC MODULES WILL COMPLY WITH 250.64.
- NO TERMINALS SHALL BE ENERGIZED IN THE OPEN POSITION IN THIS AC MODULE SYSTEM 690.13(B), 690.6.
- WHERE APPLICABLE: INTERCONNECTION SHALL COMPLY WITH 705.11(A) THROUGH (E) OR 705.12(B) THROUGH (E)
- ALL WARNING SIGN(S) OR LABEL(S) SHALL COMPLY WITH 2020 NEC ARTICLE 110.21(B). LABEL WARNINGS SHALL ADEQUATELY WARN OF THE HAZARD. LABELS SHALL BE PERMANENTLY AFFIXED TO THE EQUIPMENT, AND LABELS REQUIRED SHALL BE SUITABLE FOR THE ENVIRONMENT.
- PV POWER CIRCUIT LABELS SHALL APPEAR ON EVERY SECTION OF THE WIRING SYSTEM THAT IS SEPARATED BY ENCLOSURES, WALLS, PARTITIONS, CEILINGS, OR FLOORS.

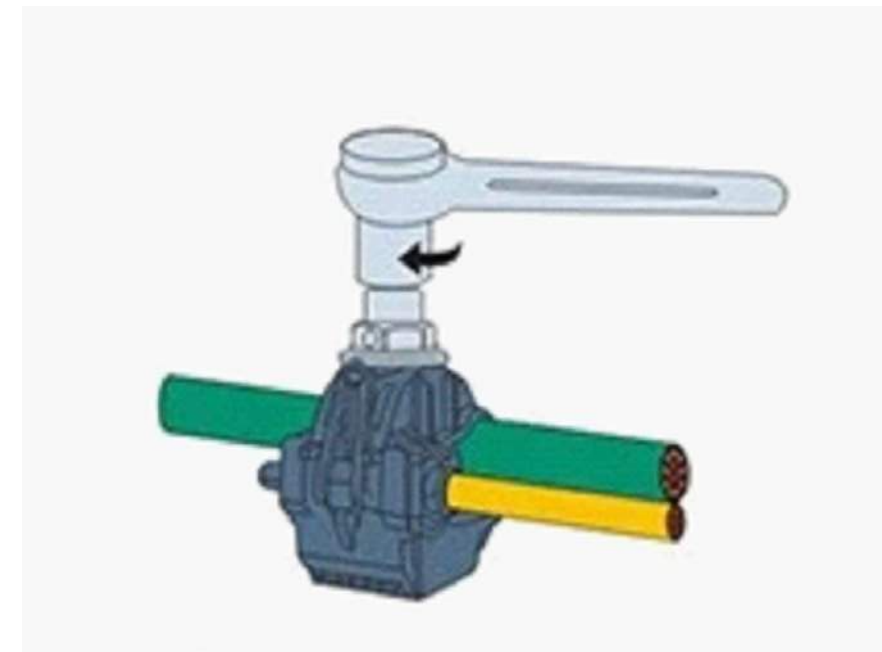
**TABLE 1:**

MAKE	MODEL	VOLTAGE RATING	CONDUCTOR RANGE MAIN	CONDUCTOR RANGE TAP
ILSCO	IPC 4006	600 V	4/0-4 AWG	6-14 AWG
ILSCO	IPC 4020	600 V	4/0-2 AWG	2/0-6 AWG

**INSTRUCTIONS FOR LINE TAPS**


**FIGURE 1:**

- ADJUST THE CONNECTOR NUT TO SUITABLE LOCATION
- PUT THE BRANCH WIRE INTO THE CAP SHEATH FULLY
- INSERT THE MAIN WIRE, IF THERE ARE TWO LAYS OF INSULATED LAY IN THE MAIN CABLE, SHOULD STRIP A CERTAIN LENGTH OF THE FIRST INSULATED LAY FROM INSERTED END
- TURN THE NUT BY HAND, AND FIX THE CONNECTOR IN SUITABLE LOCATION.
- SCREW THE NUT WITH THE SLEEVE SPANNER.
- SCREW THE NUT CONTINUALLY UNTIL THE TOP PART IS CRACKED AND DROPPED DOWN



PRO CUSTOM SOLAR LLC D.B.A. MOMENTUM SOLAR  
325 HIGH STREET, METUCHEN, NJ 08840  
(732) 902-6224  
MOMENTUMSOLAR.COM

**PROFESSIONAL ENGINEERING**



Digitally signed by Mina A Makar  
Reason: This item has been electronically signed and sealed by [Mina A. Makar, PE 86753, COA # 33404] on the Date and Time Stamp shown using a digital signature. Printed copies of this document are not considered signed and sealed and the signature must be verified on any electronic copies.  
Date: 2024.09.09 12:18:09 -04'00'

**SOLAR CONTRACTOR**

CAMERON CHRISTENSEN  
CERTIFIED SOLAR CONTRACTOR LICENSE NUMBER: CVC57036  
MOMENTUM SOLAR  
5728 MAJOR BLVD. SUITE 307, ORLANDO FL. 32819

**CUSTOMER INFORMATION**

BARBARA JEFFERSON - MS155362  
564 SE DEFENDER DR  
LAKE CITY, FL 32025  
(386) 292-2541

**PV SYSTEM INFORMATION**

SYSTEM SIZE (DC ): 11.48 KW  
28 MODULES: HANWHA Q.PEAK DUO BLK ML-G10+ 410  
28 INVERTERS: ENPHASE IQ8MC-72-M-US



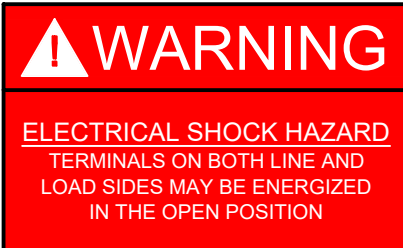
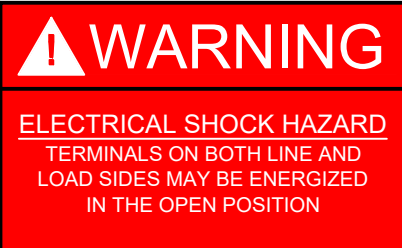
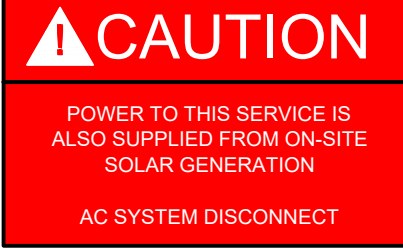

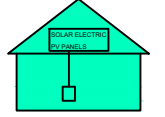

**PROJECT INFORMATION**

INITIAL	DATE: 8/1/2024	DESIGNER: AKL
REV:	DATE:	DESIGNER:
REV:	DATE:	DESIGNER:

**ELECTRICAL CONT.**

**PV-3.1**

ALL WARNING SIGN(S) OR LABEL(S) SHALL COMPLY WITH NEC ARTICLE 110.21(B). LABEL WARNINGS SHALL ADEQUATELY WARN OF THE HAZARD. LABELS SHALL BE PERMANENTLY AFFIXED TO THE EQUIPMENT, AND LABELS REQUIRED SHALL BE SUITABLE FOR THE ENVIRONMENT.


TAG	LABEL	QUANTITY	LOCATION	NOTE
○		12	AC CONDUITS	1 AT EVERY SEPARATION BY ENCLOSURES / WALLS / PARTITIONS / CEILINGS / FLOORS OR NO MORE THAN 10'
○	 PHOTOVOLTAIC SYSTEM EQUIPPED WITH RAPID SHUTDOWN	1	COMBINER BOX	1 AT ANY COMBINER BOX
○		1	JUNCTION BOX	1 AT ANY JUNCTION BOX
○	PHOTOVOLTAIC SYSTEM AC DISCONNECT RATED AC OUTPUT CURRENT 37.24 A NOMINAL OPERATING AC VOLTAGE 240 V  ELECTRICAL SHOCK HAZARD TERMINALS ON BOTH LINE AND LOAD SIDES MAY BE ENERGIZED IN THE OPEN POSITION	1	AC DISCONNECT (RSD SWITCH)	1 OF EACH AT FUSED AC DISCONNECT COMPLETE VOLTAGE AND CURRENT VALUES ON DISCONNECT LABEL
○	 RAPID SHUTDOWN SWITCH FOR SOLAR PV SYSTEM PHOTOVOLTAIC SYSTEM INSTALLED BY MOMENTUM SOLAR 3096 B HAMILTON BLVD S. PLAINFIELD, NJ 07080 PHONE NUMBER: 732-902-6224	1	UTILITY METER	1 AT UTILITY METER
○	 REVENUE METER	1	UTILITY METER	1 AT UTILITY METER
○	EMERGENCY RESPONDER THIS SOLAR PV SYSTEM EQUIPPED WITH RAPID SHUTDOWN TURN RAPID SHUTDOWN SWITCH TO THE "OFF" POSITION TO SHUT DOWN ENTIRE PV SYSTEM  SECTIONS OF THE PV SYSTEM THAT ARE SHUT DOWN WHEN THE RAPID SHUTDOWN SWITCH IS OPERATED SECTIONS OF THE PV SYSTEM THAT ARE NOT SHUT DOWN WHEN THE RAPID SHUTDOWN SWITCH IS OPERATED	1	INTERCONNECTION POINT	1 OF EACH AT BUILDING INTERCONNECTION POINT
○	 BACKFEED PANEL	1	BACKFEED PANEL	1 OF EACH AT BUILDING INTERCONNECTION POINT
○	NOMINAL OPERATING AC VOLTAGE : 240V NOMINAL OPERATING AC FREQUENCY : 60HZ MAXIMUM AC POWER : VA MAXIMUM AC CURRENT : A MAXIMUM OVERCURRENT DEVICE RATING FOR AC MODULE PROTECTION : 20A	1	AC CURRENT PV MODULES	

**SOLAR INSTALLER NOTES:**  
REPLACE EXISTING INTERIOR 100A BUS RATED MAIN SERVICE PANEL WITH NEW INTERIOR 100A BUS RATED MAIN SERVICE PANEL WITH 100A MAIN BREAKER.



PRO CUSTOM SOLAR LLC D.B.A. MOMENTUM SOLAR  
325 HIGH STREET, METUCHEN, NJ 08840  
(732) 902-6224  
MOMENTUMSOLAR.COM

**PROFESSIONAL ENGINEERING**



Digitally signed by Mina A Makar  
Reason: This item has been electronically signed and sealed by [Mina A. Makar, PE 86753, COA # 33404] on the Date and Time Stamp shown using a digital signature. Printed copies of this document are not considered signed and sealed and the signature must be verified on any electronic copies.  
Date: 2024.09.09 12:18:24 -04'00'

**SOLAR CONTRACTOR**  
CAMERON CHRISTENSEN  
CERTIFIED SOLAR CONTRACTOR LICENSE NUMBER: CVC57036  
MOMENTUM SOLAR  
5728 MAJOR BLVD., SUITE 307, ORLANDO FL. 32819

**CUSTOMER INFORMATION**  
BARBARA JEFFERSON - MS155362  
564 SE DEFENDER DR  
LAKE CITY, FL 32025  
(386) 292-2541

**PV SYSTEM INFORMATION**  
SYSTEM SIZE (DC): 11.48 KW  
28 MODULES: HANWHA Q.PEAK DUO BLK ML-G10+ 410  
28 INVERTERS: ENPHASE IQ8MC-72-M-US

PROJECT INFORMATION		
INITIAL	DATE: 8/1/2024	DESIGNER: AKL
REV:	DATE:	DESIGNER:
REV:	DATE:	DESIGNER:

**EQUIPMENT LABELS**  
**PV-3.2**