

Office copy

# DOLLAR GENERAL®

Lake City, Fla.

BUILDING USE, CLASSIFICATION & OCCUPANCY AS PER TABLES 503 & 1003.1, FLORIDA BUILDING CODE, 2004 ED.	
BUILDING GROUP OCCUPANCY	GROUP B
TABLE 503 TYPE OF CONSTRUCTION	TYPE IV - UNPRO.
TABLE 503 AREA/HEIGHT LIMITATIONS	17.0 KSF/2 STORY
TABLE 503 AREA INCREASE:	
OCCUPANCY	
BUSINESS AREA: 1:100 SF GROSS 11514 SF / 100 = 115	115 OCCUPANTS

General Contractors:

Muggridge and Wimberly  
Ltd. LLC

P.O. Box 111  
Camilla, Georgia 31760  
1-229/921-3822

REVISION:

Copyright 2006  
N.P. Geisler, Architect

DRAWN  
1/28

New Store Facilities for:  
**DOLLAR GENERAL**  
Bay Avenue, Lake City, Florida

These drawings, in whole or in part, are the property of N.P. Geisler, Architect, and may not be used, copied or reproduced in part for use in or in connection with any other job without specific and written authorization by the architect.

**NG**  
NICHOLAS  
GEISLER  
ARCHITECT  
N.C.A.R.B. Certified

DATE:  
11 SEP 2006  
CONTRACT:  
2K643

SHEET:  
**CS.1**  
1 OF 1

*DRS*  
AR0007005

Office copy

# DOLLAR GENERAL®

Lake City, Fla.

## TABLE OF CONTENTS

TITLE SHEET-LAKE CITY,FLA.-BAYA ST.	MW-D-01
GENERAL NOTES	MW-D-02
FLOOR PLAN	MW-D-03
FINISH SCHEDULE	MW-D-04
ARCHITECTURAL DETAILS	MW-D-05
SCHEMATICS and CALCULATIONS	MW-D-06
ELEVATIONS and SECTIONS	MW-D-07
CEILING LIGHTING PLAN	MW-D-08
SLAB DETAILS	MW-D-09
DOOR AND FINISH SCHEDULE	MW-D-10
TYPICAL PARKING LOT DETAILS	MW-D-11
PLUMBNG DETAILS	MW-D-12
HVAC PLAN	MW-D-13
ELECTRICAL PLAN	MW-D-14
RENTAL PLAN	MW-D-15
RENTAL ELEVATIONS	MW-D-16
RENTAL HVAC PLAN	MW-D-17
RENTAL ELECTRICAL PLAN	MW-D-18

Building Size - 9,014 Sq. Ft. 70' Store Front  
 x 130' Store Depth  
 W/ Front Office and Restrooms  
 and Rear Stock Room

TITLE SHEET Lake City Baya, Fla.  
 SCALE: NTS  
 MUGGRIDGE and WIMBERLY LTD. LLC

REVISION:

Copyright 2006 © N.P. Geisler, Architect

DRAWN: npg

New Store Facilities for:  
**DOLLAR GENERAL**  
 Baya Avenue, Lake City, Florida

These drawings, in whole or in part, are the property of N.P. Geisler, Architect, and shall not be reproduced, stored in a retrieval system, or transmitted in any form or by any means, without specific and express authorization by the architect.

**NP3**  
 NICHOLAS  
 GEISLER  
 ARCHITECT  
 N.C.A.R.T.B. Certified

1756 NW Broward Ave.  
 Ft. Lauderdale, FL 33305  
 386-726-6021

DATE:  
 11 SEP 2006

CONTRACT:  
 2K643

SHEET:  
 D.1  
 1 OF 18

AR0007005

## PARKING LOT AND SITE

1. PROVIDE PARKING LOT IN GOOD CONDITION, PROPERLY STRIPED. MINIMUM OF 30 PARKING SPACES RECOMMENDED, INCLUDING A MINIMUM OF TWO (2) HANDICAP ACCESSIBLE SPACES (PROPERLY MARKED, SIGNED, AND ADA COMPLIANT).
2. PROPER ACCESS FOR DOLLAR GENERAL'S STANDARD FREIGHT TRUCKS IS REQUIRED DURING NORMAL BUSINESS HOURS. STANDARD DOLLAR GENERAL DELIVERY TRUCK INCLUDES A 53' TRAILER BEING PULLED BY A SLEEPER CAB SEMI-TRUCK. PROVIDE WIDE RADIUS CURVES ON ALL ENTRIES AND EXITS. HEAVY DUTY PAVING RECOMMENDED FOR TRUCK PATHS.
3. RECOMMEND PROTECTION FOR ELECTRIC, GAS, AND WATER METERS THAT ARE IN POTENTIALLY HAZARDOUS LOCATIONS.
4. CONTRACTOR WILL COMPLETE ALL SITE WORK, LANDSCAPING, PAVING, DETENTION AND REMOVAL OF DEBRIS.
5. PROVIDE AND INSTALL SPLASH BLOCKS AT ALL DOWN SPOUT LOCATIONS.

## REST ROOM(S)

1. PROVIDE ADA QUALIFIED REST ROOM(S). LOCAL CODES MAY REQUIRE MORE STALLS THAN SHOWN ON PLANS.
2. PARTITION WALLS FOR REST ROOMS ARE TO BE 8' HIGH WITH A 3' X 6'-8" HOLLOW CORE DOOR - FINISHED AND PAINTED ON BOTH SIDES. DOOR TO BE EQUIPPED WITH A DOOR CLOSURE AND HARDWARE THAT LOCKS ON CLOSURE AND OPENS FROM OUTSIDE OF REST ROOMS WITH A KEY.
3. PROVIDE AND INSTALL A TEN GALLON WATER HEATER (OR LARGER IF REQUIRED BY CODE).

## SALES FLOOR, OFFICE AND REST ROOM FINISHES

1. WALLS: FINISHED GYPSUM BOARD WITH ALL JOINTS TAPED (OR OTHER FINISHED MATERIAL), PAINTED WITH SHERWIN WILLIAMS PFO MAR 400 (LATEX SEMI-GLOSS), PRODUCT # B31W404 (PREMIXED, SHELF STOCKED ITEM). COLOR NAME: ANTIQUE WHITE, OR COMPARABLE PRODUCT.
2. TRIM - DOORS, DOOR FRAMES, WINDOW FRAMES, COLUMNS: PAINTED WITH SAME PRODUCT AS ABOVE.
3. FLOORS: AZROCK BRAND, COMMERCIAL GRADE, VINYL FLOOR TILE (PRODUCT NO. V-824, 3/32" SESAME) OR EQUIVALENT. STANDARD BLACK RUBBER BASE IS USED FOR OFFICE, REST ROOM(S), HALLWAY AND SALES AREA AND WITHIN 30" OF CORNERS, DOORS, AND OBSTRUCTIONS.
4. CEILINGS: SUSPENDED, 2' x 4' ACOUSTICAL TILE IN AN EXPOSED GRID SYSTEM AT 10' AFF.
5. STOREFRONT DOORS: TWO DOUBLE OR SINGLE ACTION 3' X 7', ALUMINUM FRAME, FULL GLASS DOORS CENTERED TO SALES AREA SPACE MATCHING ALUMINUM "BUMPS" ON BOTH SIDES OF DOORS AT 23" AFF.

## H.V.A.C.

1. REAR, SIDE, OR ROOF MOUNTED SYSTEM ( REAR SLAB MOUNT PREFERRED ), WITH COMPLETE DUCTWORK CONFORMING TO ASHRAE SPECIFICATIONS IN SALES , STOCKROOM AREAS AND BATHROOMS.
2. REFER TO PAGE D.15 OF THESE PLANS FOR SIZING REQUIREMENTS.
3. RETURN AIR VENTS TO BE LOCATED IN THE CEILING OR IN THE WALL AT 7'-6" AFF TO THE BOTTOM OF THE VENT.
4. THERMOSTATS MOUNTED NEAR ENTRY DOORS AS SHOWN ON PLANS, OR LOCATED ABOVE THE STOCKROOM DOOR FRAMES, OR MOUNT WITHIN 12" OF CASED OPENING.
5. PACKAGED H.V.A.C. SYSTEMS ARE PREFERRED.

## ELECTRICAL SERVICE AND PHONE WIRING

1. ALL EXPOSED WIRING SHALL BE CONTAINED IN CONDUIT OF PROPER SIZE.
2. ALL WIRING SHALL CONFORM TO LOCAL, STATE, AND FEDERAL CODES.
3. SERVICE IS TO BE 400 AMP OR LARGER IF REQUIRED BY CODE.
4. REFER TO PAGE D.06 FOR SUGGESTED ELECTRIC PANEL LAYOUT.
5. TIMER AND PHOTOCCELL COMBINATION INSTALLED FOR CANOPY LIGHTS, BUILDING SIGN, PARKING LOT LIGHTS AND PYLON SIGN. REFER TO PAGE D.06 FOR WIRING SCHEMATIC FOR TIMER AND PHOTOCCELL COMBINATION.
6. POWER POLE - WITH TWO 20-AMP DEDICATED GROUND CIRCUITS AND ONE STANDARD 20-AMP CIRCUIT IS REQUIRED AT THE REGISTER AREA. TWO INDIVIDUAL POWER POLES ARE ACCEPTABLE, HOWEVER, ONE IS PREFERRED.
  - ALL DEDICATED RECEPTACLES INDICATED BY AN "ORANGE" PLUG.
7. CUSTOM BUILT POWER POLE ASSEMBLY AVAILABLE FROM D&P CUSTOM LIGHTS & PRODUCTS INC. PHONE # (615) 350-7800, 7111 COCKRILL BEND INDUSTRIAL ROAD. NASHVILLE, TN 37209
8. ELECTRIC PANEL TO BE LABELED CORRECTLY AND IN LEGIBLE PRINT ( INK ONLY ).
9. LINE #1 - THREE RJ-11 JACKS. LOCATED IN OFFICE, STOCKROOM, AND AT REGISTER. 24 GA, CAT 5, 4-PAIR TWISTED WIRE ONLY. USE BLUE AND BLUE / WHITE WIRES. HOOK TO LINE #1 TERMINAL IN RJ-11 JACK. HOME RUN TO D-MARC LABEL AS "PHONE" AT THE DESTINATIONS AND AT D-MARC.
10. SEE SCHEMATIC ON PAGE D.06 FOR DIAGRAM. SEE PAGE D.03 FOR INSTALLATION LOCATIONS AND EXPLANATIONS.
11. OUTLETS FOR COOLERS AND FREEZERS ARE POSITIONED AS SHOWN ON DRAWINGS.
  - VERIFY FINAL LOCATION BEFORE INSTALLATION.
  - PLUG "X" AND "Y" - TWO 20 AMP BREAKERS TO BE USED FOR TWO 110V OUTLETS. EACH OF THESE UNITS DRAWS 12 AMPS
  - PLUG "W" - ONE 230V OUTLET NEMA #L14-20P 4 PRONG TWIST LOCK. UNIT DRAWS 16 AMPS
12. EXTERIOR PHONE LINES TO BE IN RIGID CONDUIT.
13. NO EXTERIOR MAIN POWER DISCONNECT.
14. SINGLE PHASE IS ACCEPTABLE.

## Fire Walls

WALL BETWEEN SALES FLOOR and STOCK ROOM TO BE FIRE RATED AT 2 HOURS.  
WALL BETWEEN DOLLAR GENERAL and RETAIL STORE TO BE FIRE RATED AT N/A HOURS.

## LIGHTING

1. SITE / PARKING LOT LIGHTING: ADEQUATE POLE AND/ OR WALL LIGHTING FOR NIGHT VISION AROUND ENTRY, PARKING AND DUMPSTER PAD AREAS (MINIMUM OF TWO FOOT-CANDLES IS SUGGESTED). RECOMMENDED LIGHTING: POLE LIGHTS MOUNTED ON 25' POLES WITH 1,000 WATT METAL HALIDE HEADS. WALL PACKS ARE 400-WATT METAL HALIDE HEADS. TIMER AND PHOTOCCELL COMBINATION USED FOR PARKING LOT LIGHTS. SEE PAGE D.06 FOR SCHEMATIC. NOTE: ADDITIONAL WALL PACKS ARE OFTEN A GOOD SUBSTITUTE FOR THE MORE EXPENSIVE LIGHT POLES.
2. CANOPY LIGHTING: HUBBELL MODEL NO. TC232T (8' STRIP LIGHT, 120 VOLT WITH FOUR LAMPS, SUFFICIENT FOR COLD WEATHER UP TO -20°). TIMER AND PHOTOCCELL COMBINATION USED FOR CANOPY LIGHTS.
3. INTERIOR LIGHTING UTILIZES THE FOLLOWING ITEMS:
 

8' LIGHT FIXTURE: LIGHT FIXTURE - LITHONIA MODEL NO.: TC 1 32 120 OSISP BALLAST - MODEL NO.: QT 2X32 / 120 PLUS LIGHT TUBES - PENNSYLVANIA MODEL NO.: F032/84/XP	4' LIGHT FIXTURE: LIGHT FIXTURE - LITHONIA MODEL NO.: C 1 32 120 OSIS BALLAST - MODEL NO.: QT 1X32 / 120 IS LIGHT TUBES - PENNSYLVANIA MODEL NO.: F032/84/XP
---	---

  - PERIMETER LIGHTING PARALLELS THE SALES AREA WALLS NO CLOSER THAN 3'-0" AND NO MORE THAN 4'-6" TO MATCH THE CEILING GRID.
  - ALL FIXTURES SUSPENDED FROM CEILING GRID AT 9' TO 10' AFF.
  - INTERIOR ROWS OF LIGHTS RUN PERPENDICULAR TO THE STOREFRONT.
  - PARALLEL ROWS OF FIXTURES CAN NOT EXCEED 8' SPACING MORE THAN THREE TIMES. SPACING MUST NEVER EXCEED 10'. PLACE LARGER SPACING OF LIGHTS IN THE MIDDLE OF STORE.
  - ONE CIRCUIT PER ROW. NIGHT LIGHTS TO HAVE IT'S OWN DEDICATED CIRCUIT.
4. OFFICE, REST ROOM(S), ETC.: XP LIGHTS AS DESCRIBED ABOVE.
5. NIGHT LIGHTING: INCLUDES THREE LIGHT FIXTURES IN CENTER ROW OF SALES AREA AND AT LEAST ONE FIXTURE NEAR ELECTRIC PANELS AND EMERGENCY EXIT DOOR IN STOCKROOM. ADDITIONAL LIGHT FIXTURES MAY BE REQUIRED TO PROVIDE MINIMAL LIGHTING FROM ENTRY TO ELECTRICAL BREAKER PANEL.
6. EMERGENCY / EXIT SIGNS AND LIGHTS: INSTALL EMERGENCY LIGHTS AND EXIT SIGNS THROUGHOUT THE BUILDING IN COMPLIANCE WITH ALL APPLICABLE CODES.

## STOCKROOM AREA

1. TWO EXTERIOR METAL CLAD 3' X 7' RECEIVING DOORS WITH PANIC HARDWARE (AN ALARMED EMERGENCY RELEASE MECHANISM) AND VIEWER WHERE ALLOWED BY CODE, SINGLE DOOR PANIC HARDWARE CAN BE USED WITH DETEX BRAND DOOR LOCK TO SECURE THE DOOR WHEN NOT IN USE. ( DETAIL ON SHEET D.04 )
  2. RECEIVING DOOR REQUIRES AN EXTERIOR LIGHT AND BUZZER BUTTON (BUZZER RINGS ON INSIDE FOR ACCESS).
  3. INTERIOR DEMISING STOCKROOM WALL TO HAVE GYPSUM BOARD - OR OTHER FINISHED MATERIAL - EACH SIDE, TAPED. DO NOT PAINT STOCKROOM SIDE OF DEMISING WALL - UNLESS REQUIRED BY CODE.
  4. STOCKROOM TO SALES AREA DOORS - ONE SET OF DOUBLE DOORS FOR 6' X 7" CASED OPENING, USE FIRE RATED DOORS.
  5. PROVIDE A 4' x 6' PLYWOOD SURFACE LOCATED IN THE STOCK ROOM FOR THE ELECTRICAL PANELS, PHONE EQUIPMENT, LIGHT TIMERS, ETC.
  6. ONE ELECTRICAL OUTLET LOCATED ON THE PLYWOOD SURFACE, AND ONE LOCATED 6" FROM THE EDGE OF THE STOCKROOM DOOR (ON STOCKROOM SIDE). BOTH OUTLETS ARE LOCATED 30" AFF.
- \*7. PROVIDE AND INSTALL A MOP SINK IN THE STOCKROOM AREA OR IN THE MEN'S REST ROOM

## DOLLAR GENERAL SIGNS

1. BUILDING SIGNS: PROVIDE CONDUIT FROM ELECTRICAL PANEL TO THE CENTER OF THE SIGN CANOPY. THE CONDUIT IS TO BE 1" AND HAVE ONE SET OF 10/2 WIRE WITH GROUND AND A 20-AMP BREAKER AT THE PANEL. BUILDING CANOPY MUST BE SUFFICIENTLY BUILT TO SUPPORT THE DOLLAR GENERAL SIGN. 2 QTY. - 10/2 WIRE WITH GROUND AND 2 QTY. 20 AMP CIRCUITS REQUIRED IF THE LEASE SPECIFIES A 5'-0" X 40'-0" BUILDING SIGN OR 24" LETTER SET OR LARGER.
2. PYLON SIGNS: PROVIDE CONDUIT FROM ELECTRICAL PANEL TO LOCATION OF THE PYLON SIGN BASE. BURY CONDUIT UNDER PARKING AREA. THE CONDUIT IS TO BE 1" AND HAVE ONE SET OF 10/2 WIRE WITH GROUND AND A 20-AMP BREAKER AT THE PANEL.
3. FINAL ELECTRICAL CONNECTIONS FOR SIGN TO BE COMPLETED AFTER SIGNS ARE INSTALLED.
4. TIMERS AND PHOTOCCELL COMBINATION ARE USED FOR ALL EXTERIOR SIGNS.
5. SEE CHART AT RIGHT FOR SIGN SPEC'S.

## SIDEWALK

1. FRONT SIDEWALK TO BE THE WIDTH OF THE BUILDING AND A DEPTH OF 8'.
2. SIDEWALK CURB IS 6" HIGH.
3. HANDICAP ACCESSIBLE AS PER ADA REQUIREMENTS RECOMMENDED (RAMP IS 7' WIDE AND CENTERED IN FRONT OF ENTRY DOORS).
4. IF PARKING IS ADJACENT TO STOCKROOM SIDE OF BUILDING, A 42" SIDEWALK - OR LARGER IF REQUIRED BY CODE - IS RECOMMENDED TO PROTECT THE BUILDING. A GUARD RAIL IS AN ACCEPTABLE SUBSTITUTE IF IT DOES NOT IMPEND UPON PARKING REQUIREMENTS OR WALKING AREA.

## DUMPSTER PAD

1. 18' X 18' CONCRETE PAD LOCATED NEAR THE FREIGHT DOOR AS PER PROTOTYPE PLANS.
2. PROPER ACCESS FOR SANITARY TRUCKS TO DUMPSTER PAD TO BE PROVIDED.

## FIRE WALLS

1. SEE SHEET D.07 FOR DETAILS.

BOX SIGNS	
SIZE	AMPS / WATTS
3' x 23'	2.5 AMPS / 292 WATTS
3'-9" x 26'	5.0 AMPS / 584 WATTS
5' x 40'	10 AMPS / 1168 WATTS
1' x 4'	0.70 AMPS / 65 WATTS

INDIVIDUAL LETTERS	
SIZE	WARM CLIMATE AMPS COLD CLIMATE AMPS
18" LTRS	30MA - 7.88 AMPS 60MA - 15.75 AMPS
24" LTRS	30MA - 7.88 AMPS 60MA - 15.75 AMPS
30" LTRS	30MA - 9.75 AMPS 60MA - 19.00 AMPS
36" LTRS	30MA - 12.00 AMPS 60MA - 24.00 AMPS

PYLON SIGNS	
SIZE	AMPS / WATTS
4' x 8'	1.7 AMPS / 198 WATTS
5' x 10'	3.4 AMPS / 396 WATTS
6' x 16'	5.0 AMPS / 584 WATTS

GENERAL NOTE Lake City, Fla. Baya St.

SCALE: NTS

MUGGRIDGE and WIMBERLY LTD.LLC

REVISION

Copyright 2006 ©  
N.P. Geisler, Architect

DRAWN:

mpg

New Store Facilities for:  
**DOLLAR GENERAL**  
Baya Avenue, Lake City, Florida

These drawings are based on information furnished by the client. The architect is not responsible for the accuracy of the information furnished by the client. The architect is not responsible for the accuracy of the information furnished by the client.

**NG**  
NICHOLAS  
GEISLER  
ARCHITECT  
N.C.A.A. Certified

DATE:

11 SEP 2006

COMD:

2K643

SHEET:

D.2  
2 OF 18

*M. Muggridge*  
AR0007005

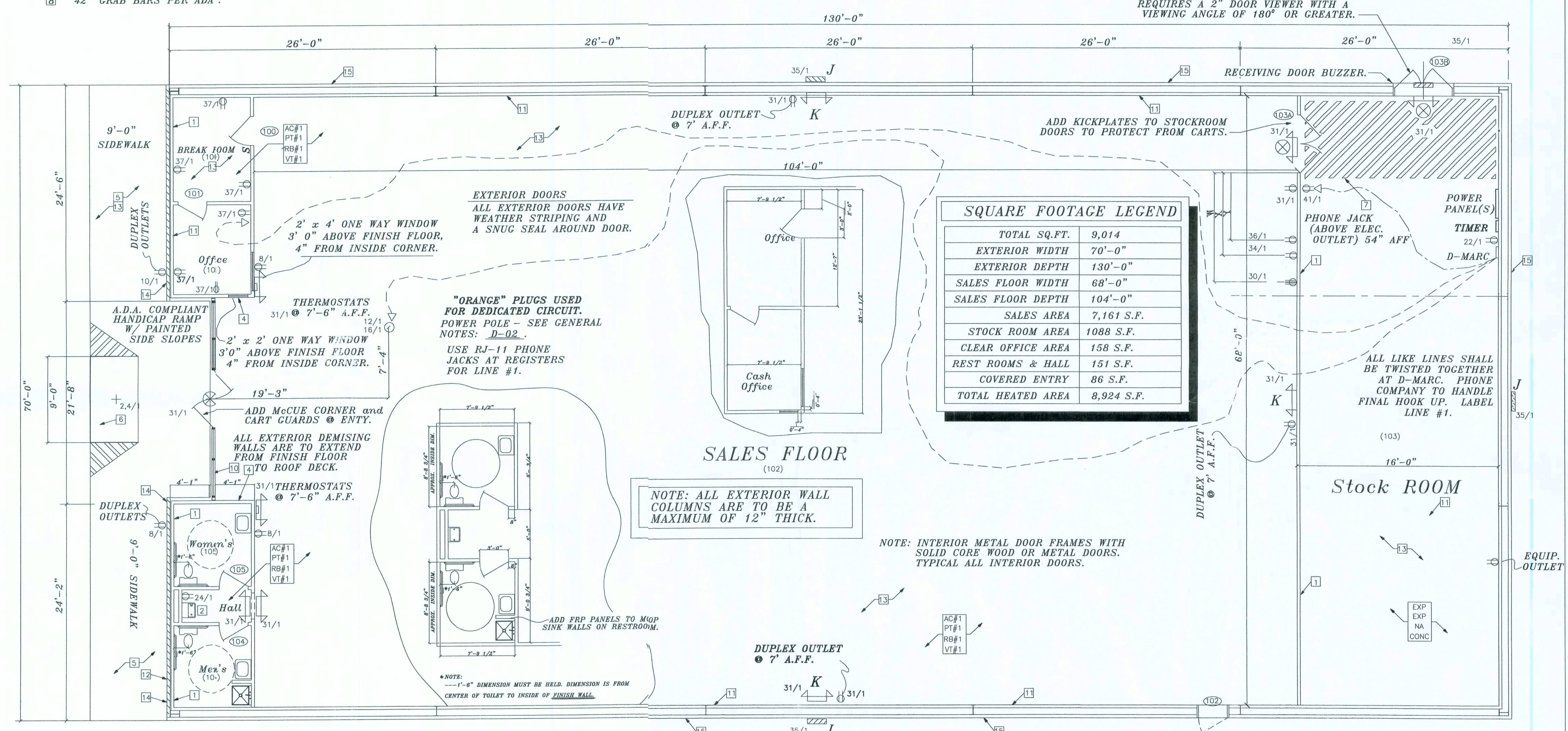
**KEYED FLOOR PLAN NOTES**

- 1 METAL OR WOOD STUDS @ 16" O.C., WITH ONE LAYER GYPSUM BOARD. PROVIDE A FIRE RATED WALL IF REQUIRED BY CODES. FINISH TO ROOF DECK.
- 2 H.C. ACCESSIBLE ELECTRIC DRINKING FOUNTAIN.
- 3 MOP SINKS AND BROOM HOLDER FRP 4'-0" A.F.F.
- 4 MC CUE CART AND BUMPER GUARDS 4" A.F.F.
- 5 BROOM FINISH CONCRETE SIDEWALK.
- 6 A.D.A. COMPLIANT H.C. RAMP WITH YELLOW PAINTED SIDES TO H.C. PARKING STALLS.
- 7 STRIPE FLOOR FOR DESIGNATED EGRESS PATH (PAINT YELLOW).
- 8 42" GRAB BARS PER ADA.
- 9 36" GRAB BAR PER ADA.
- 10 STOREFRONT WINDOW SYSTEM BRONZE FINISH.
- 11 ALIGN METAL STUDS AT INTERIOR FACE OF COLUMN. AT EXTERIOR WALL COVER WITH (1/2" MIN. OR MEET CODE REQUIREMENT FOR AREA) OR GYPSUM BOARD AND INFILL WITH R-11 BATT INSULATION WITH VAPOR BARRIER.
- 12 SHEATHING BOARD (SIZE AS REQUIRED).
- 13 CONCRETE SLAB WITH 6x6xW1.4 WELDED WIRE MESH (OR EQUAL). OVER POLYETHYLENE VAPOR BARRIER (MIN. 6 MIL THICK) OVER CRUSHED STONE BASE.
- 14 SPLIT FACE BLOCK PAINTED TO MATCH MTL. PANEL.

ALIGN FACE OF BLOCK WITH STEEL GRIT. OR BRICK FACIA AS APPROVED BY D.G.S.  
 15 METAL SIDING.

LINE #1 WILL HAVE 3 (qty.) RJ-11 JACKS. ONE AT FIRST REGISTER, SECOND IN THE OFFICE, AND THIRD WITHIN 12" OF THE STOCKROOM DOOR. LABEL AS PHONE. BLUE & BLUE/WHITE

NOTE:  
 ALL 3 PHONE JACKS REQUIRE A SEPARATE 24 ga. CAT 5, 4 PAIR HOME RUN TO D-MARC.



**SQUARE FOOTAGE LEGEND**

TOTAL SQ.FT.	9,014
EXTERIOR WIDTH	70'-0"
EXTERIOR DEPTH	130'-0"
SALES FLOOR WIDTH	68'-0"
SALES FLOOR DEPTH	104'-0"
SALES AREA	7,161 S.F.
STOCK ROOM AREA	1088 S.F.
CLEAR OFFICE AREA	158 S.F.
REST ROOMS & HALL	151 S.F.
COVERED ENTRY	86 S.F.
TOTAL HEATED AREA	8,924 S.F.

**LEGEND**

EMERGENCY LIGHT	OUTLET-110'
EMERGENCY LIGHT/EXIT COMBO	CIRCUIT NO. / PANEL
EXIT LIGHT	PHONE JACK
POWER POLE	POWER PACK

**COOLER / FREEZER OUTLET LOCATION**

PLUG "W"	B.T.S. FROM WALL OR DOOR EDGE
NEMA #11420 4 PRONG TWIST LOCK	15'-0"
PLUG "X"	9'-0"
PLUG "Y"	4'-0"

NOTE: ALL PLUGS ARE 5'-0" FROM REAR WALL LOCATED IN FLOOR OR DROPPED FROM CEILING.

**LIGHT SPECS**

J = 400 WATT METAL HALIDE HEADS OR EQUAL  
 K = HUBBELL PE6-12-2R61, 2 HEAD EMERGENCY LIGHT OR EQUAL  
 L = HUBBELL PWC-RW-L9, 2 HEAD EMERGENCY LIGHT / EXIT COMBO UNIT OR EQUAL  
 M = HUBBELL PWC-RW-L9, LESS HEADS, EXIT SIGN OR EQUAL

**FIRE EXTINGUISHER CABINETS**  
 PROVIDE 10 LB ABC FIRE EXTINGUISHERS IN ALUM. SEMI-RECESSED WALL CABINETS W/ BREAKAWAY GLASS FRONT PANEL. LOCATE 1 CABINET AT EACH EXIT DOOR OF EACH SPACE, WITHIN 10 FEET OF THE DOOR. ANY OTHER LOCATIONS SHALL BE AS DIRECTED BY THE FIRE MARSHAL AND/OR OWNER.

**APPROXIMATE ELECTRICAL LOCATIONS FOR FREEZERS AND COOLERS.**  
 VERIFY EXACT LOCATION BEFORE INSTALLATION.

**FLOOR PLAN** Lake City, Fla. Baya St.  
 SCALE: NTS  
 MUGGRIDGE and WIMBERLY LTD.LLC

REVISION

Copyright 2006 © N.P. Gesler, Architect

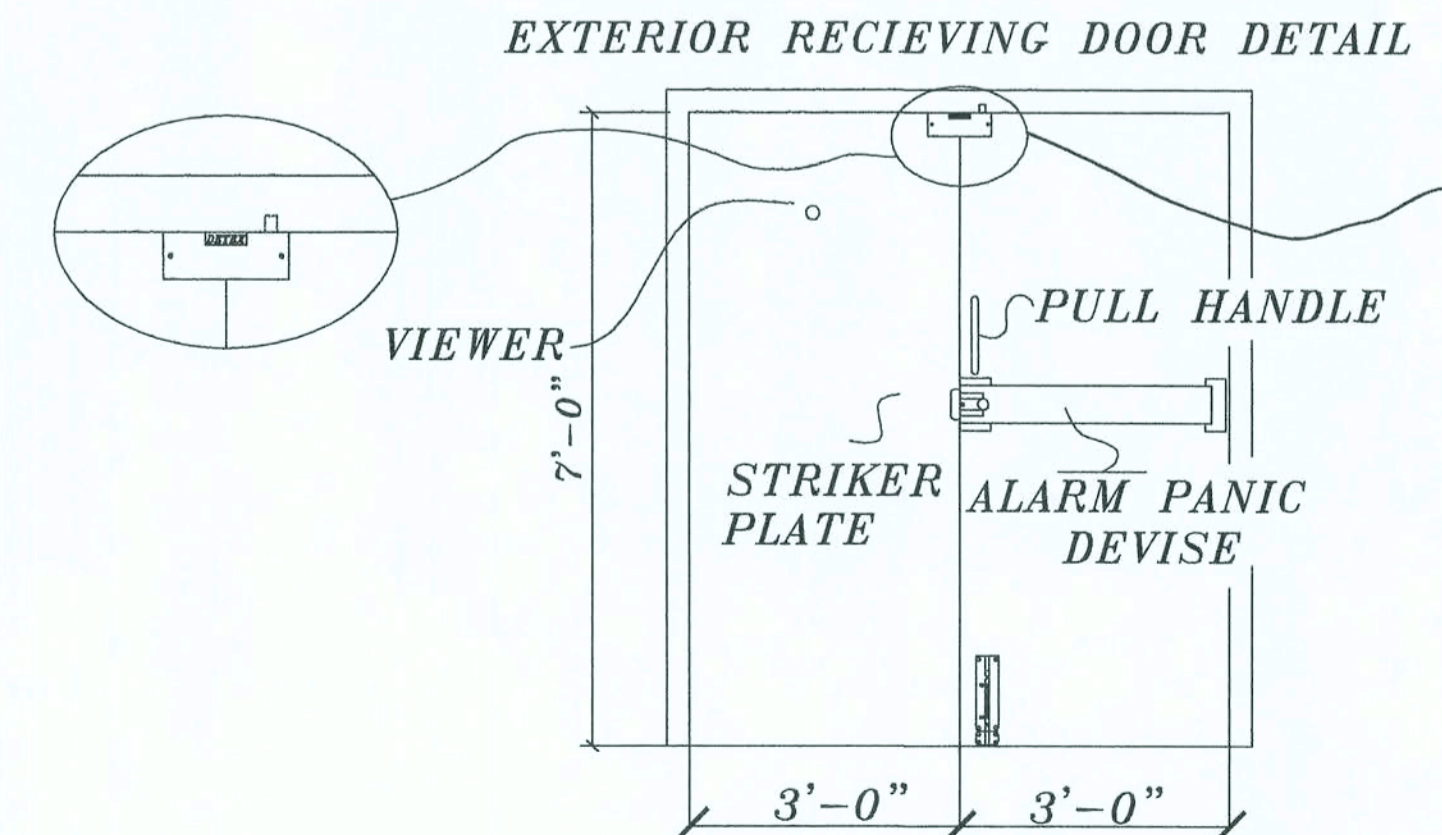
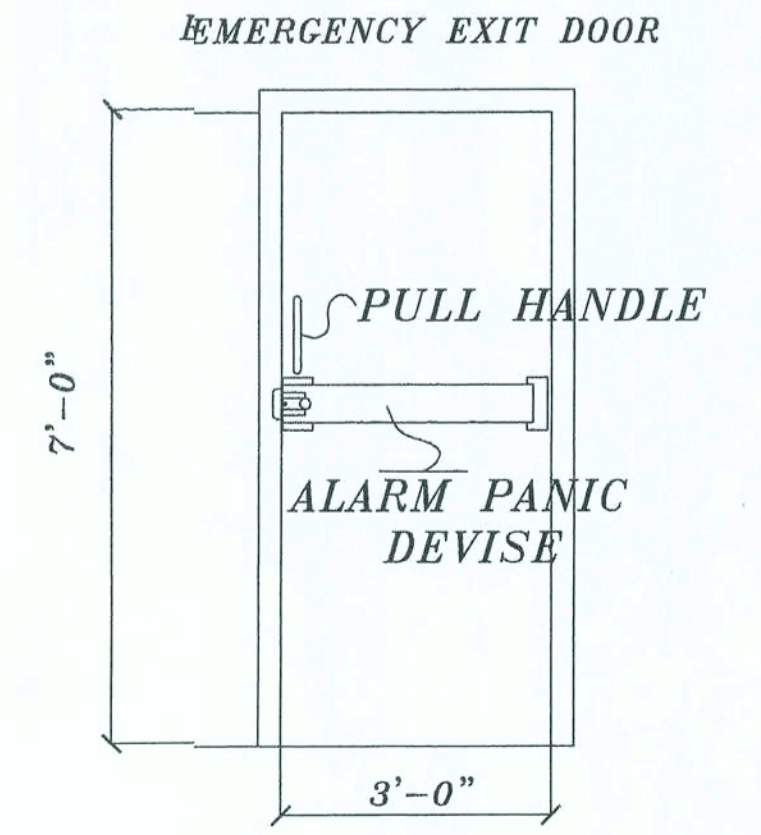
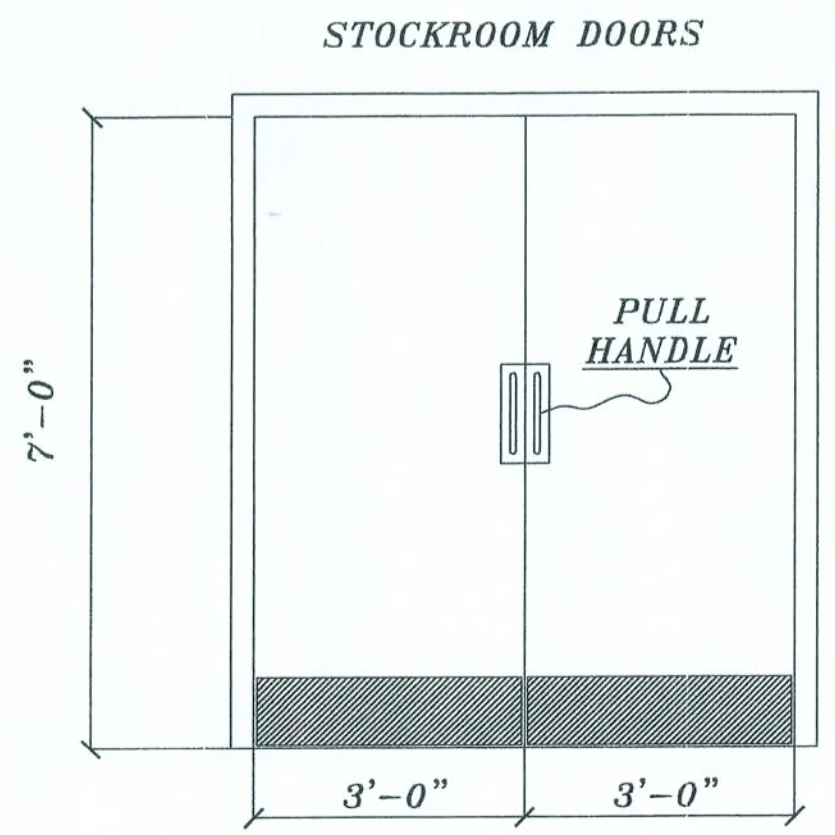
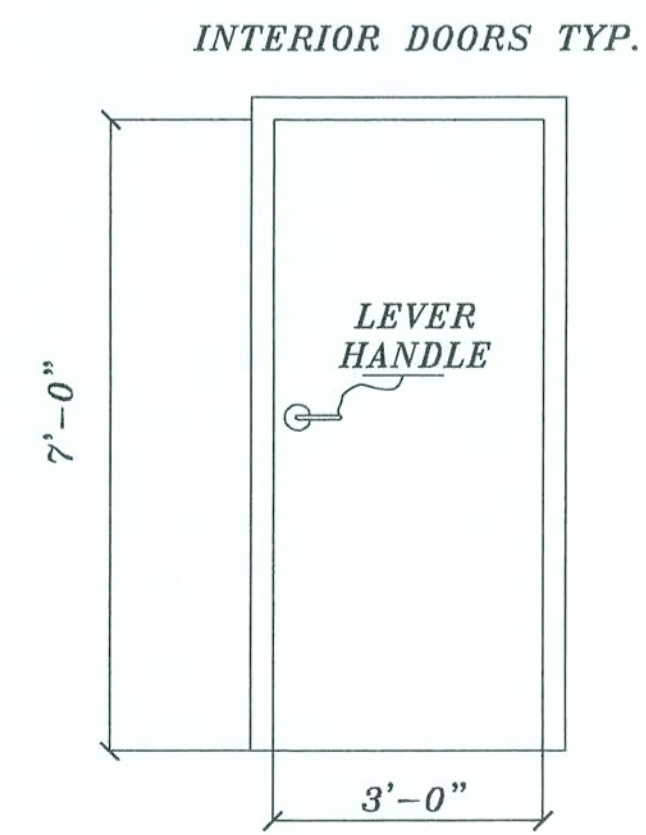
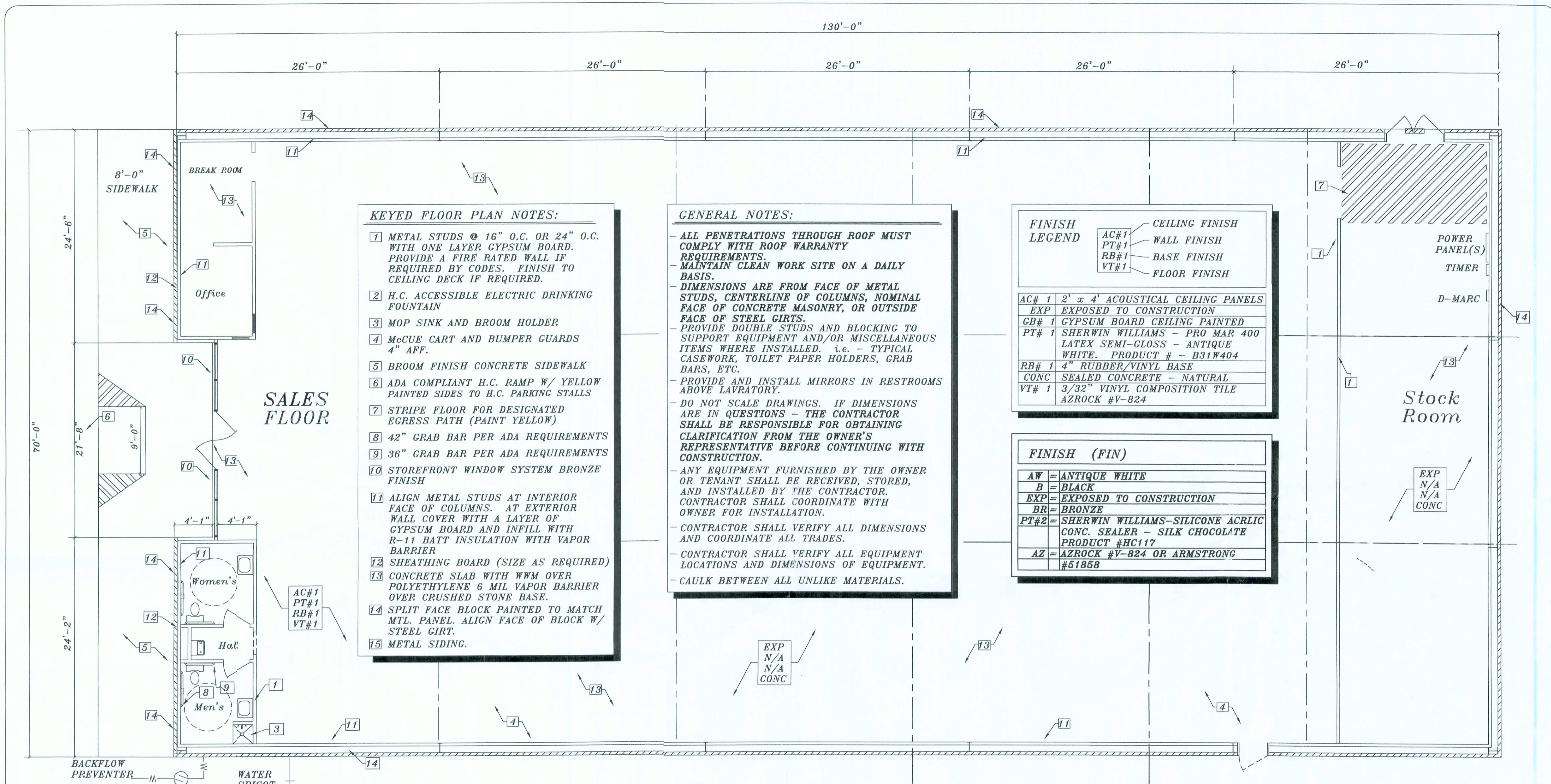
DRAWN: **mg**

**New Store Facilities for:**  
**DOLLAR GENERAL**  
 Baya Avenue, Lake City, Florida

**NS**  
 NICHOLAS PAUL GESLER ARCHITECT  
 1785 NW Brown Rd.  
 Lake City, FL 32055  
 (386) 755-8021

DATE: 11 SEP 2006  
 COM# 2K643  
 SHEET: **D.3**  
 3 of 18

AR0007005



DETEX DOUBLE DOOR HOLDER MODEL \*DDH-2250 INSTALLED TOP AND BOTTOM

FINISH SCHEDULE Lake City, Fla. Baya St. SCALE: NTS MUGGRIDGE and WIMBERLY LTD.LLC

REVISION:

Copyright 2006 © N.P. Gesler, Architect

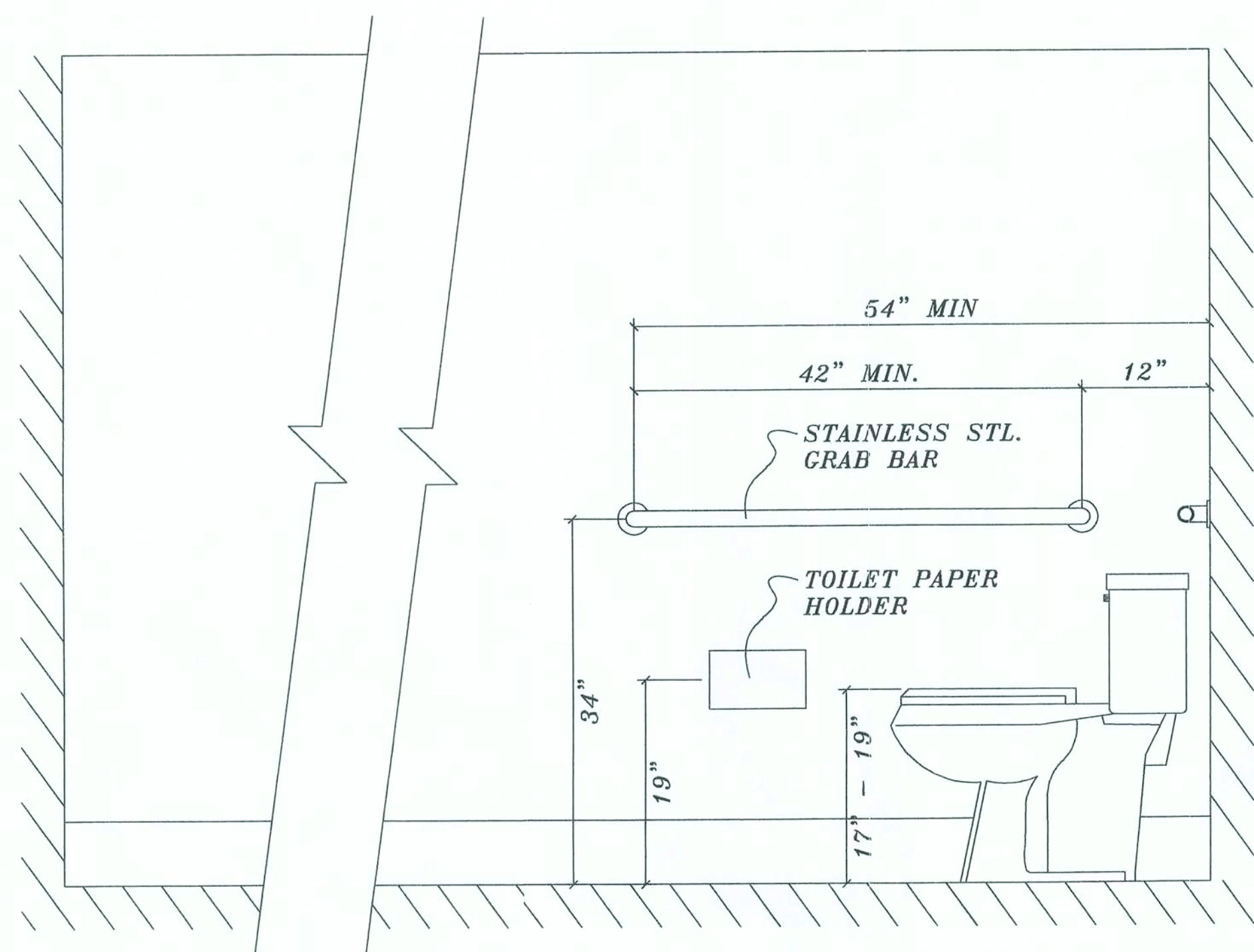
DRAWN: *mpg*

**New Store Facilities for:**  
**DOLLAR GENERAL**  
 Baya Avenue, Lake City, Florida

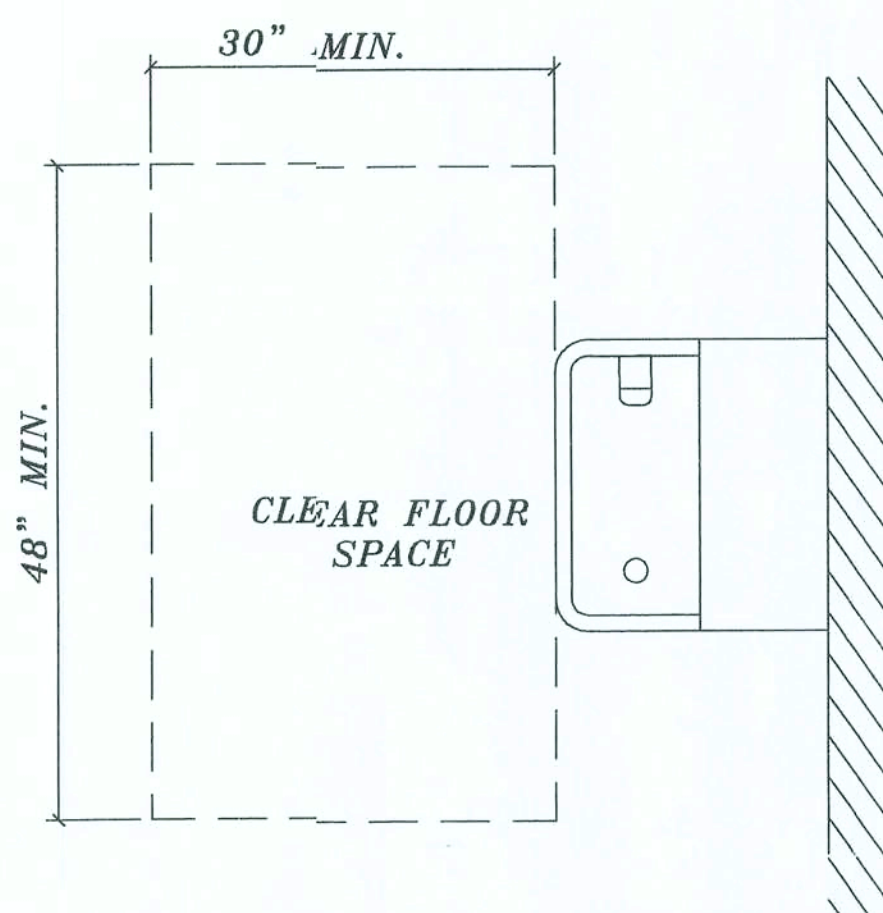
**N3**  
 NICHOLAS PAUL GESLER ARCHITECT  
 756 NW Brown Rd. #2056  
 Lakeland, FL 33805  
 888-729-8024  
 N.C.A.R.C. CERTIFIED

DATE: 11 SEP 2006  
 COMM: 2K643  
 SHEET: **D.4**  
 4 OF 18

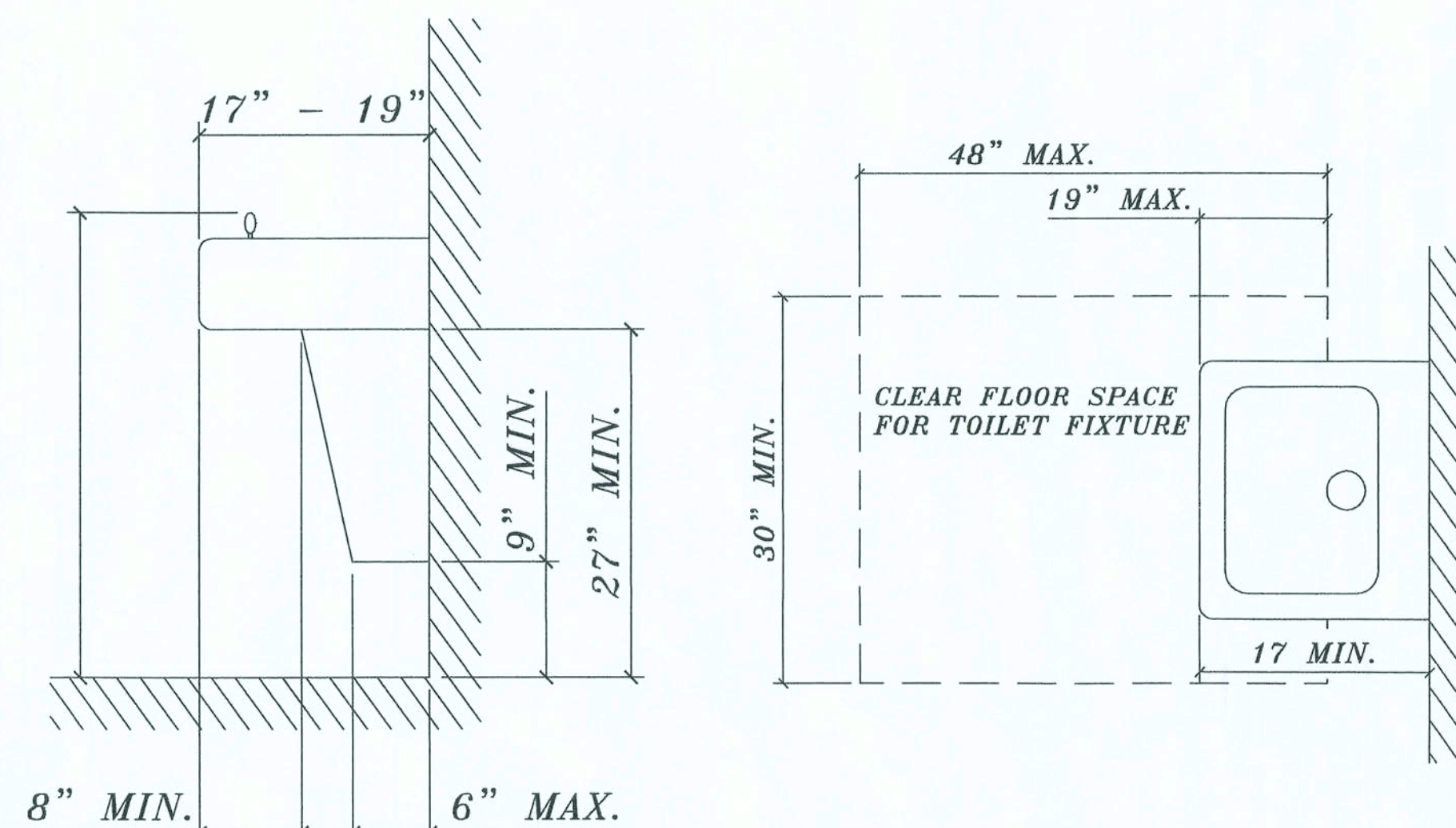
*mpg*  
 AR0007005



TYPICAL ACCESSIBLE LAV.  
SCALE: N.T.S.

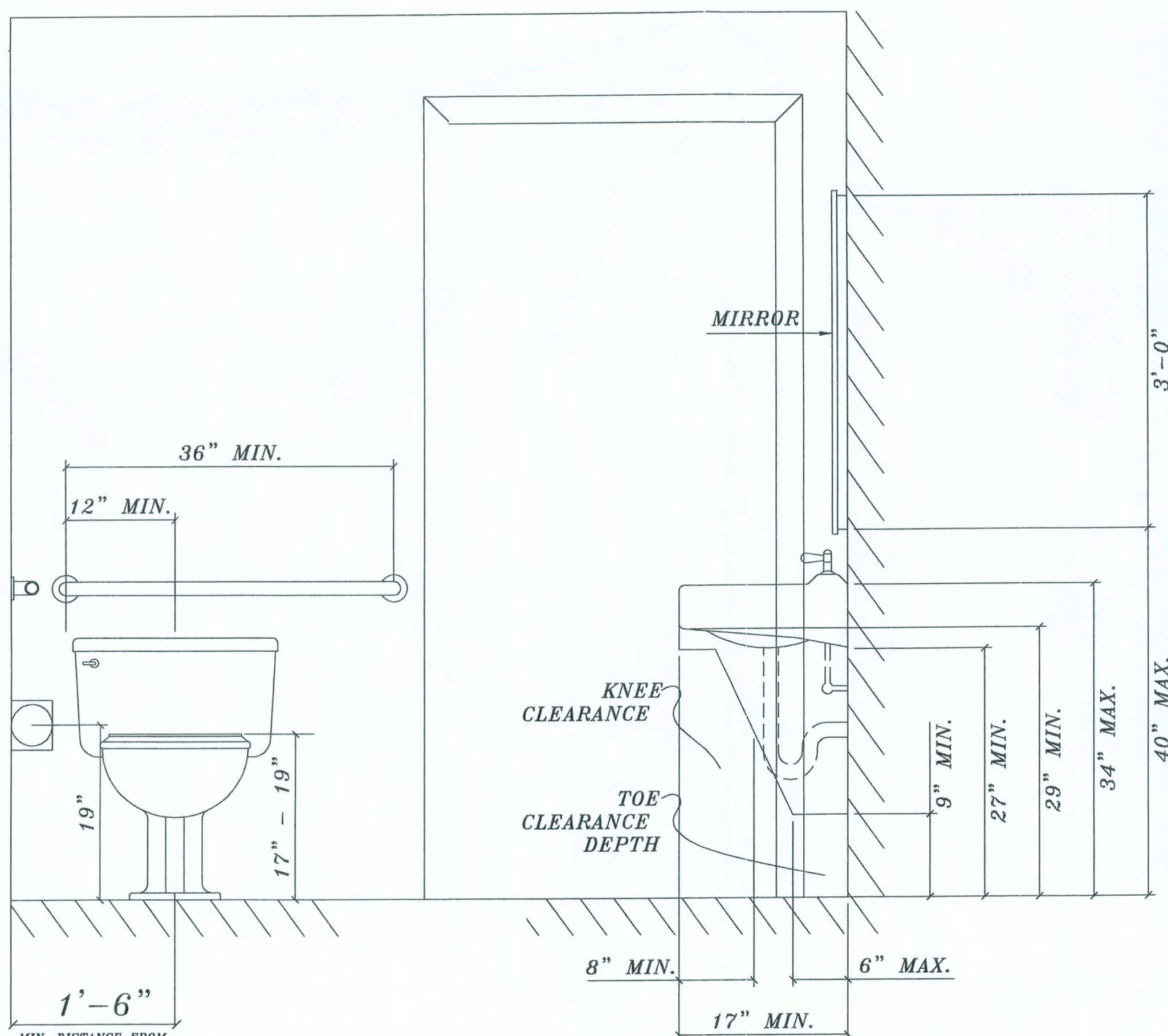


TYPICAL GRAB BAR  
SCALE: N.T.S.

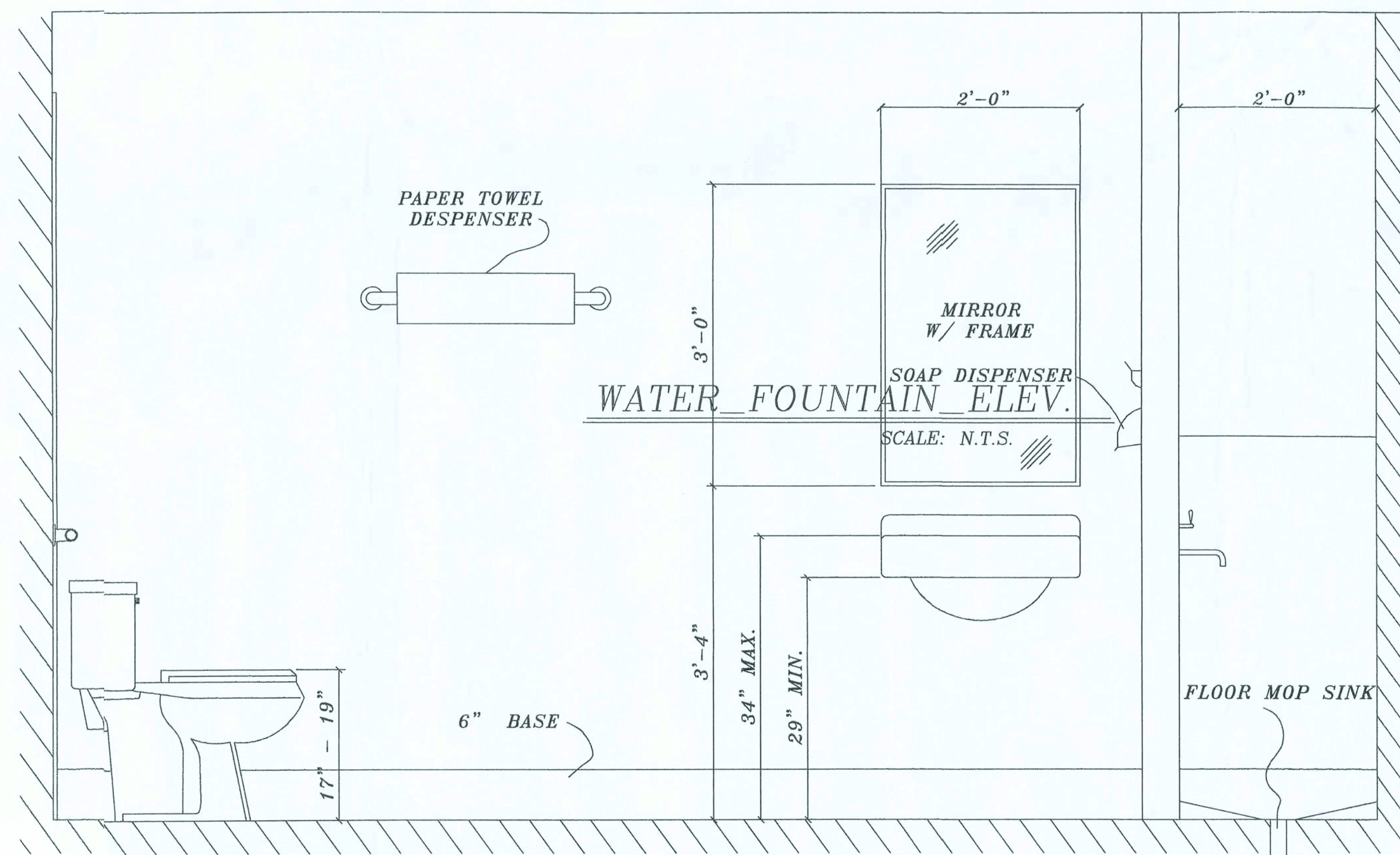


FREE STANDING GUIDE

SCALE: N.T.S.



TYPICAL ACCESSIBLE LAV.  
SCALE: N.T.S.



TYPICAL ACCESSIBLE TOILET

SCALE: N.T.S.

REST ROOMS

- 1- ALL STORES TO HAVE 2 EVEN IF NOT REQ'D. BY CODE.
- 2- RESTROOMS MUST COMPLY WITH ALL ( FEDERAL, STATE AND LOCAL) FIRE AND HEALTH DEPT. CODES. ADA REQUIREMENTS MUST ALSO BE MET IN BOTH RESTROOMS.
- 3- PARTITION WALLS FOR RESTROOMS ARE 8' HIGH WITH A 3'x6'-8" DOOR-FINISHED AND PAINTED ON BOTH SIDES. DOORS TO BE EQUIPED WITH A DOOR CLOSER AND HARDWARE THAT LOCKS ON CLOSER AND OPENS FROM OUTSIDE WITH A KEY
- 4- PROVIDE AND INSTALL A 10 GAL. WATER HEATER (OR LARGER IF REQ'D. BY CODE) ABOVE THE RESTROOM WALLS. HOT WATER ACCESS IS REQ'D. AT ALL RESTROOM SINKS AND MOP SINKS.
- 5- PROVIDE AND INSTALL 3'x 2' MIRRORS IN RESTROOM ABOVE LAVATORIES.
- 6- CONTRACTOR TO INSTALL SOAP DISPENSERS, TOILET PAPER HOLDERS, PAPER TOWEL HOLDER, DOOR CLOSERS, AND EXHAUST FANS IN ALL RESTROOMS.
- 7- WHITE FRP @ 2' AFF AROUND MOP SINK.

ARCHITECTURAL DETAILS Lake City, Fla. Baya St.

SCALE: NTS

MUGGRIDGE and WIMBERLY LTD.LLC

REVISION:

Copyright 2006 © N.P. Geisler, Architect

DRAWN: *mg*

New Store Facilities for:  
**DOLLAR GENERAL**  
Bay Avenue, Lake City, Florida

These drawings are instruments of service, and the sole property of the architect. They may not be used, copied or reproduced in part for use on or incorporated into any other job without specific and individual authorization by the architect.

**NG**  
NICHOLAS P. GEISLER ARCHITECT  
N.C.A.R.B. Certified

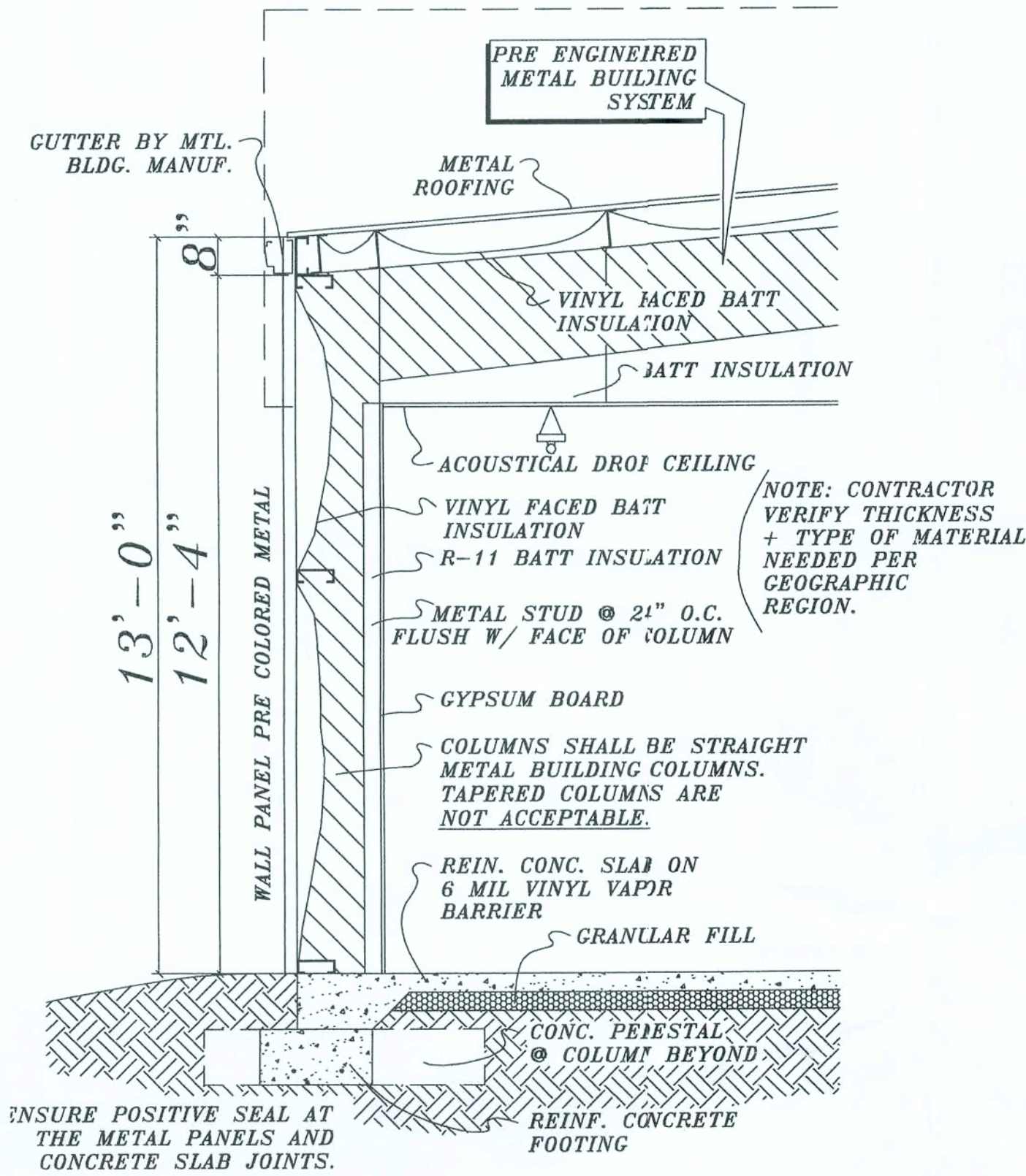
DATE: 11 SEP 2006  
COM: 2K643  
SHEET: D.5  
5 OF 18

*M. Geisler*  
AR0007005



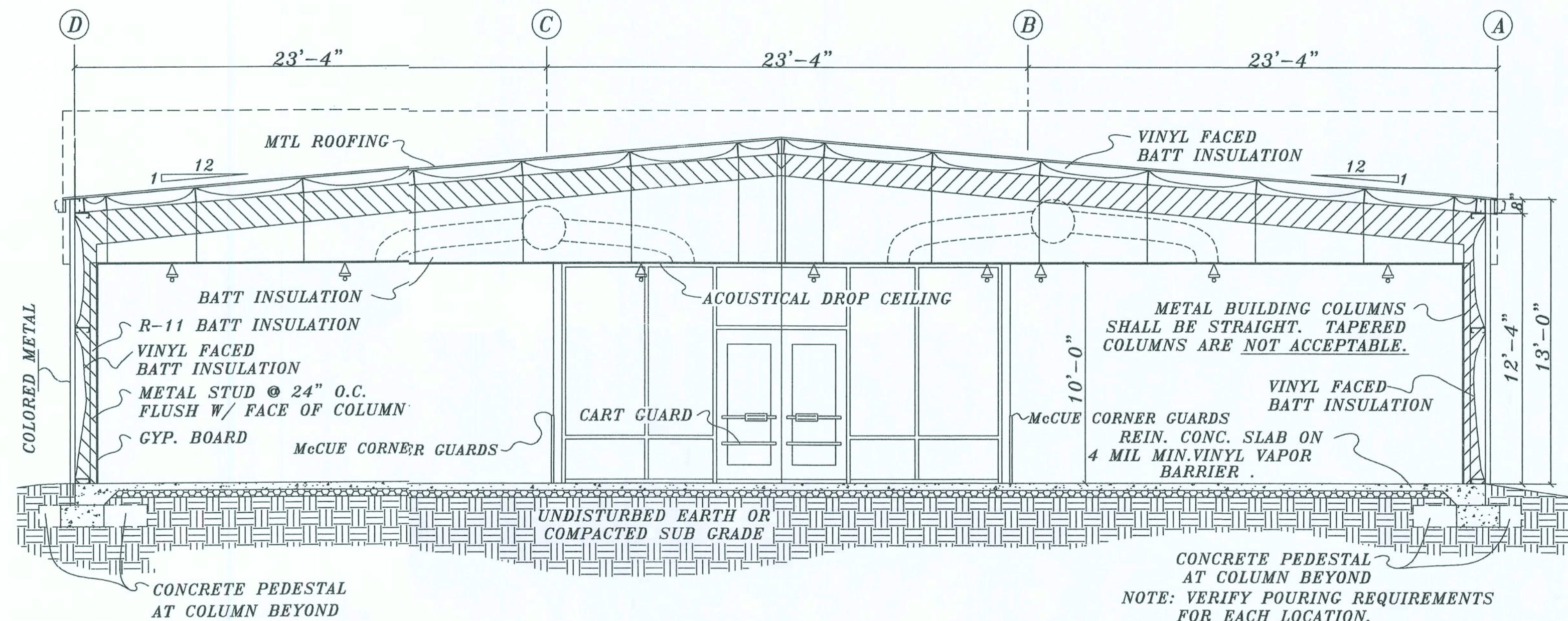
ONE LAYER 5/8" TYPE X GYPSUM BOARD APPLIED TO EACH SIDE OF 3/8" METAL STUDS 24" O.C. WITH 1 1/4" DRYWALL SCREWS 8" O.C. AROUND PERIMETER AND 12" O.C. AT INTERMEDIATE STUDS.

ONE HOUR FIRE RATED PARTITION  
UL LISTING - U465



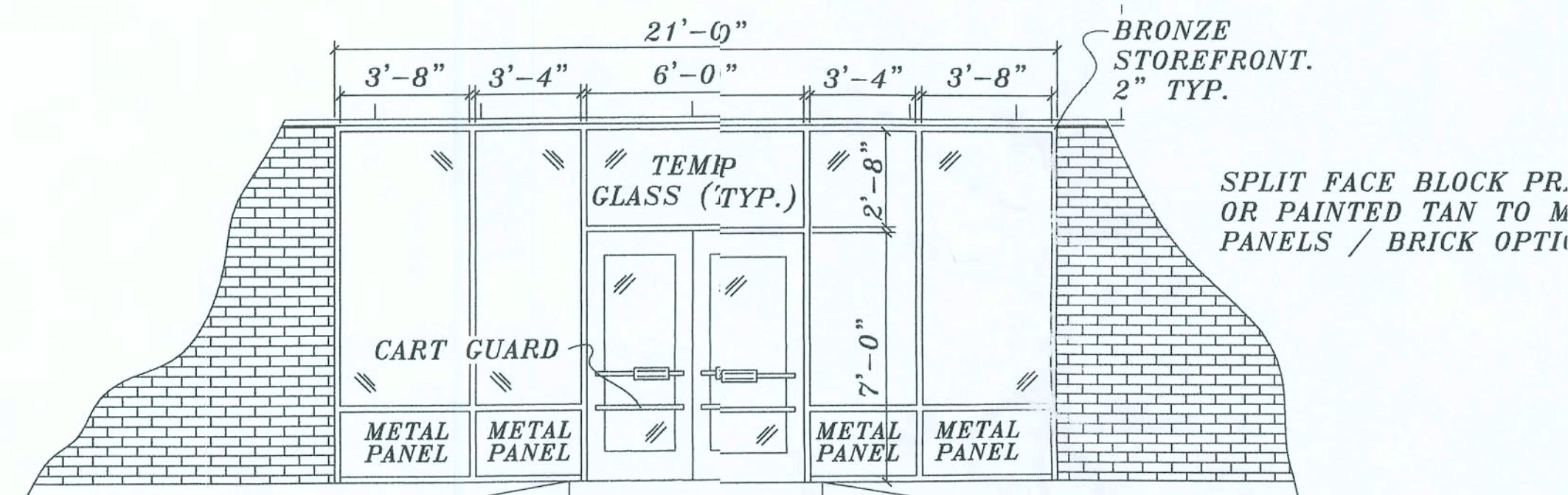
WALL SECTION "B"

SCALE: N.T.S.



BUILDING SECTION "A"

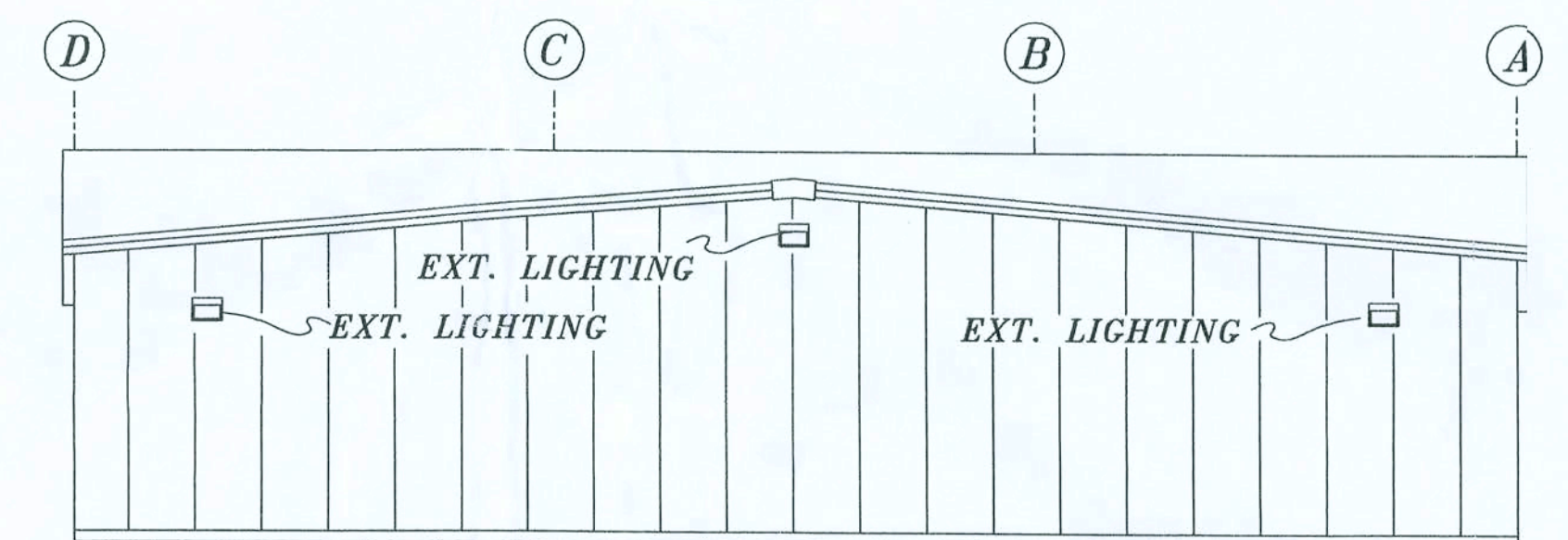
SCALE: NTS



STORE FRONT ELEVATION

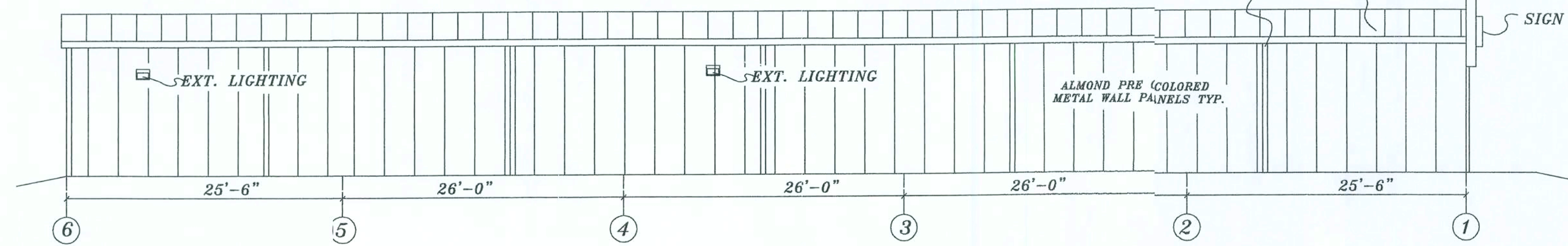
SCALE: N.T.S.

MEDIUM BRONZE FINISH  
(METALLIC BUILDING COMPANY OR SIMILAR.)  
APPLY TO ALL DOWN SPOUTS, CUTTERS.



REAR ELEVATION

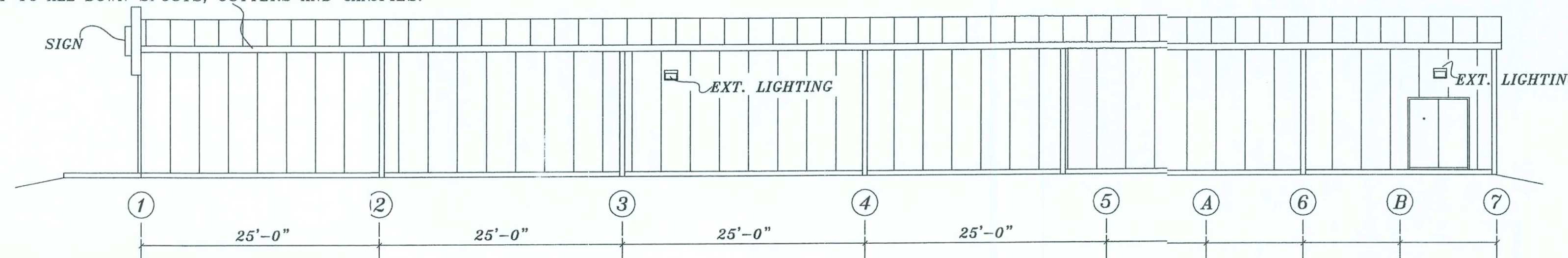
SCALE: N.T.S.



LEFT SIDE ELEVATION

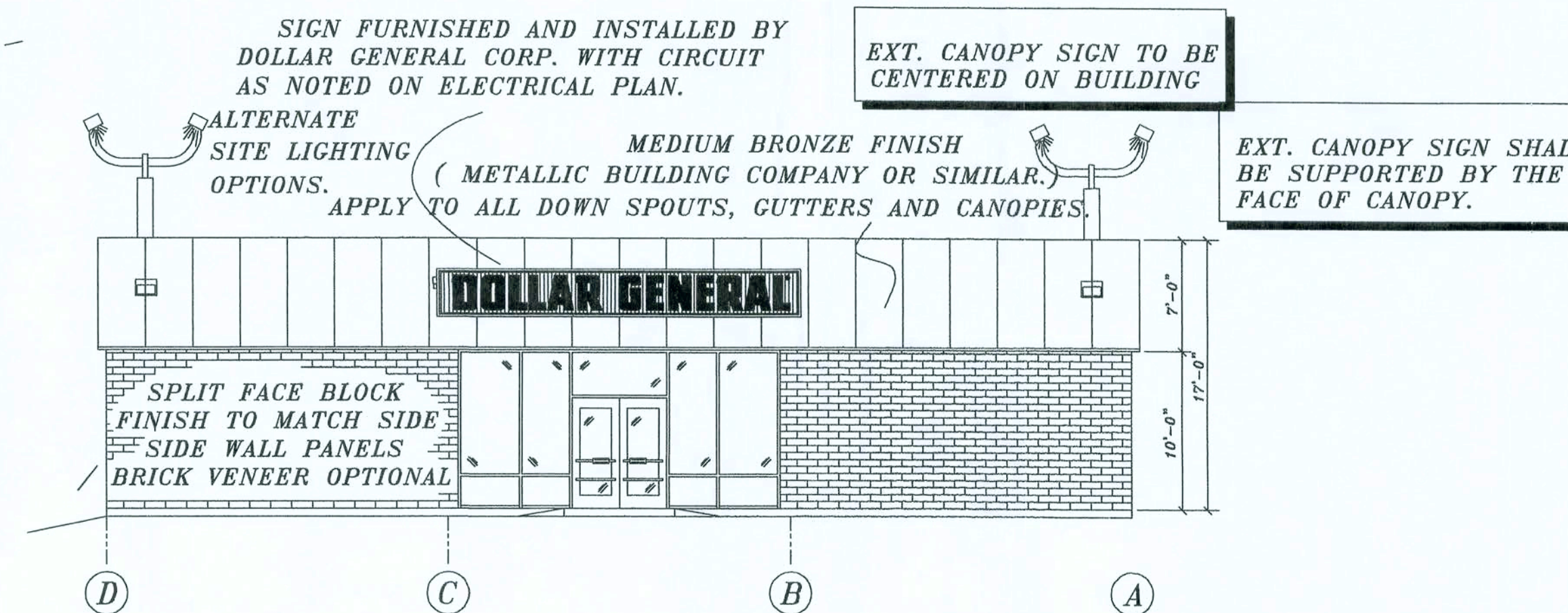
SCALE: N.T.S.

MEDIUM BRONZE FINISH  
(METALLIC BUILDING COMPANY OR SIMILAR.)  
APPLY TO ALL DOWN SPOUTS, CUTTERS AND CANOPIES.



RIGHT SIDE ELEVATION

SCALE: N.T.S.



FRONT ELEVATION

SCALE: N.T.S.

ELEVATIONS\_AND\_SCHEMATICS Lake City, Fla. Baya St.

SCALE: NTS

MUGGRIDGE and WIMBERLY LTD.LLC

REVISION:

Copyright 2006  
N.P. Geisler, Architect

DRAWN:

1/28

New Store Facilities for:  
**DOLLAR GENERAL**  
Baya Avenue, Lake City, Florida

**N.P. GEISLER ARCHITECT**  
N.C.A.R.B. Certified  
1766 N.W. Brown Rd.  
Lake City, FL 32055  
386-755-8021

DATE:

11 SEP 2006

COMM:

2K643

SHEET:

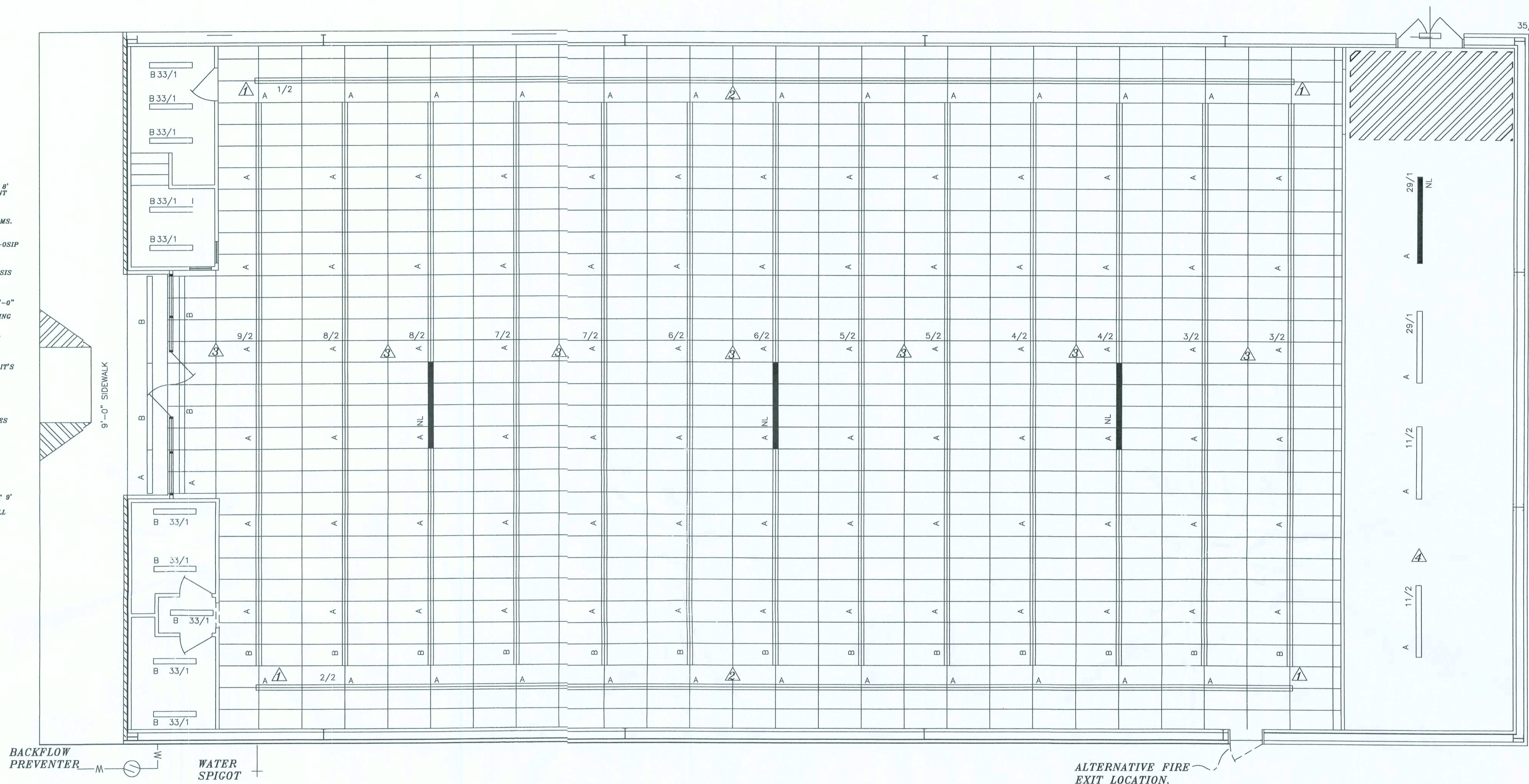
D.7

7 of 18

*M. J. Spence*  
AR0007005

**LIGHTING SPECIFICATIONS**

- CANOPY LIGHTING:** HUBBELL MODEL NO. TC232T ( 8' STRIP LIGHT, 120VOLT WITH FOUR LAMPS, SUFFICIENT FOR COLD WEATHER UP TO -20 ). TIMER AND PHOTOCELL COMBINATION USED FOR CANOPY LIGHTS.
- INTERIOR LIGHTING UTILIZES THE FOLLOWING ITEMS.**
  - 8' LIGHT FIXTURE-** LITHONIA MODEL NO. TC-1-32-120-OSIP BALLAST, SYLVANIA MODEL NO: QT 2X32/120 PLUS LIGHT TUBES-SYLVANIA MODEL NO: F032/841/XP/ECO
  - 4' FIXTURE-** LITHONIA MODEL NO. C 1 32 120 OSIS BALLAST-SYLVANIA MODEL NO: QT 1X32/120 IS LIGHT TUBES-SYLVANIA MODEL NO: F032/84/XP/ECO
  - \*PERIMETER LIGHTING PARALLELS THE SALES AREA WALLS NO CLOSER THAN 3'-0" AND NO MORE THAN 5'-0" TO MATCH THE CEILING GRID.
  - \* ALL FIXTURES ARE TO BE ATTACHED TO THE CEILING GRID 10' APF. LIGHT FIXTURES ARE NOT TO BE SUSPENDED.
  - \* INTERIOR ROWS OF LIGHTS RUN PARALLEL TO THE STOREFRONT.
  - \* PARALLEL ROWS OF FIXTURES CAN NOT EXCEED 8' O.C. SPACING.
  - \* ONE CIRCUIT PER ROW. NIGHT LIGHTING TO HAVE IT'S OWN DEDICATED CIRCUIT.
- OFFICE, REST ROOMS, ETC. XP LIGHTS AS DESCRIBED ABOVE.**
- NIGHT LIGHTING:** INCLUDES THREE LIGHT FIXTURES IN CENTER ROW OF SALES AREA AND AT LEAST ONE FIXTURE NEAR ELECTRIC PANELS AND EMERGENCY EXIT DOOR IN STOCKROOM. ADDITIONAL LIGHT FIXTURES MAY BE REQUIRED TO PROVIDE MINIMAL LIGHTING FROM ENTRY TO ELECTRICAL BREAKER PANEL.
- EMERGENCY / EXIT SIGNS AND LIGHTS:** INSTALL EMERGENCY LIGHTS AND EXIT SIGNS ( CENTERED AT 9' APF TO BE ABOVE FIXTURES AND MERCHANDISE), THROUGHOUT THE BUILDING IN COMPLIANCE WITH ALL APPLICABLE CODES.

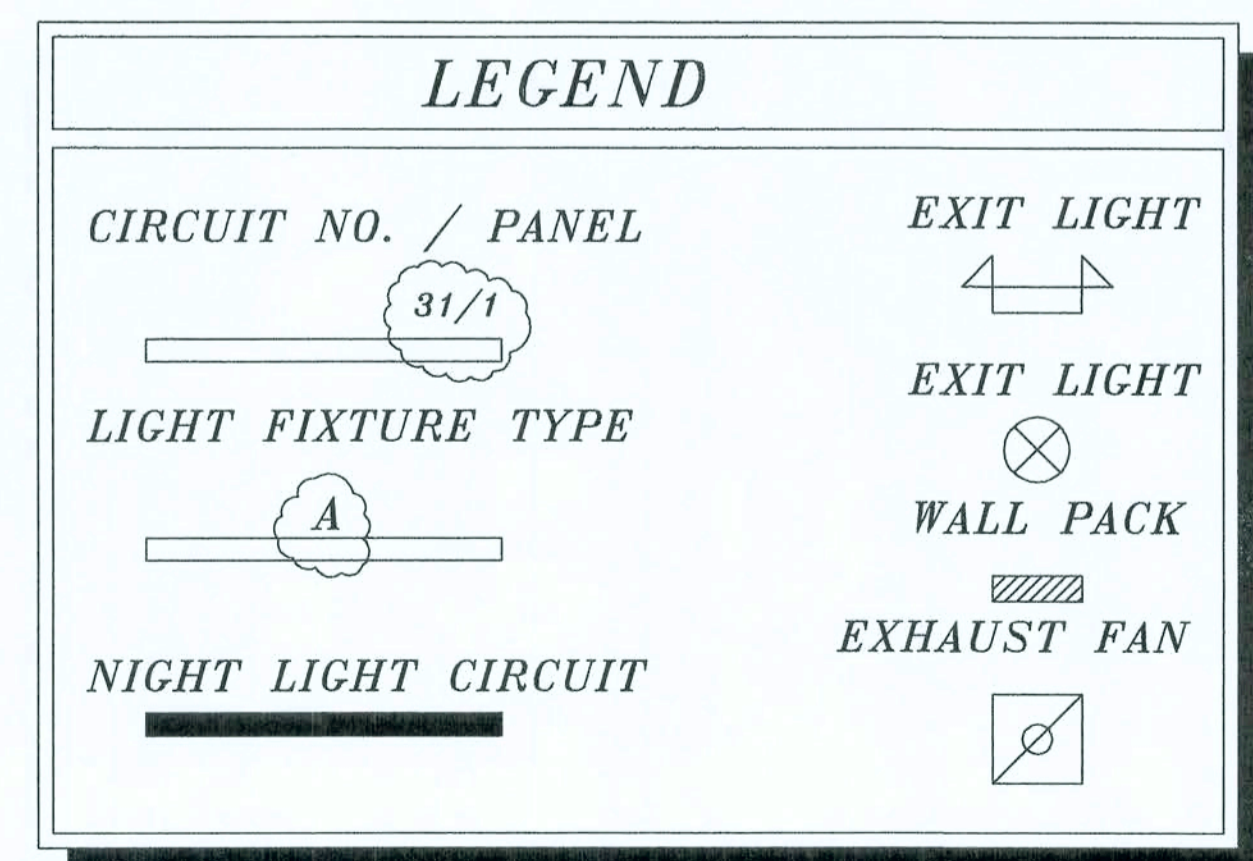


COMPANY	CONTACT	PHONE #	AVAILABLE ITEMS
CONSOLIDATED ELECTRICAL DIST. INC.	ROBERT DECKER	1-270-781-2229	ELECTRICAL - LIGHTING, PANEL BOX, CIRCUITS, ETC.

TO PARKING LOT LIGHTS 28/1  
TO PYLON SIGN 6/1

LIGHT FIXTURE TYPE	
A= 8' LIGHT FIXTURE- LITHONIA MODEL NO. TC-1-32-120-OSISP WITH SYLVANIA BRAND BALLAST (NO. QT2X32PLUS), ANI TUBES (NO. F032/841/XP/ECO) QUANTITY TO ORDER: 123 FIXTURES	J= 400 WATT METAL HALIDE HEADS OR EQUAL.
B= 4' LIGHT FIXTURE- LITHONIA FIXTURES (MODEL #C-1-32-120-OSIS), SYLVANIA BALLAST (MODEL #QT-X-32/120-IS), & 1 QTY TUBE (MODEL #F032/841/XP/ECO). QTY. TO ORDER: 13 FIXTURES	K= HUBBELL PE6-12-2R61, 2 HEAD EMERGENCY LIGHT OR EQUAL.
C= HUBBELL MODEL NO. TC23T (8' STRIP LIGHT, 120 VOLT WITH FOUR LAMPS, SUFFICIENT FOR COLD WEATHER UP TO -20 ), OR EQUIVALENT INSTALL WITH PHOTOCELL AND TIMER. 8' LIGHT FIXTURE.	L= HUBBELL PWC-RW-L9, LESS HEADS, EXIT SIGN OR EQUAL.

- LIGHT SPACING NOTES**
- DISTANCE BETWEEN PERIMETER ROW OF LIGHTS TO BE NO MORE THAN 2'-0" AT ANY POINT FROM AN ADJACENT LIGHT FIXTURE.
  - PERIMETER ROWS OF LIGHTS TO BE NO CLOSER THAN 3'-0" AND NO MORE THAN 5'-0" FROM THE ADJACENT SIDE WALLS
  - DISTANCE BETWEEN PARALLEL ROWS OF LIGHTS TO BE NO LESS THAN 8'-0" AND NO MORE THAN 10'-0".
  - STOCK ROOM LIGHTS TO BE CENTERED IN STOCK ROOM SPACED EVENLY.



CEILING\_LIGHTING\_PLAN Lake City, Fla. Baya St.  
SCALE: NTS  
MUGGRIDGE and WIMBERLY LTD.LLC

REVISION

Copyright 2006 © N.P. Geisler, Architect

DRAWN: *mg*

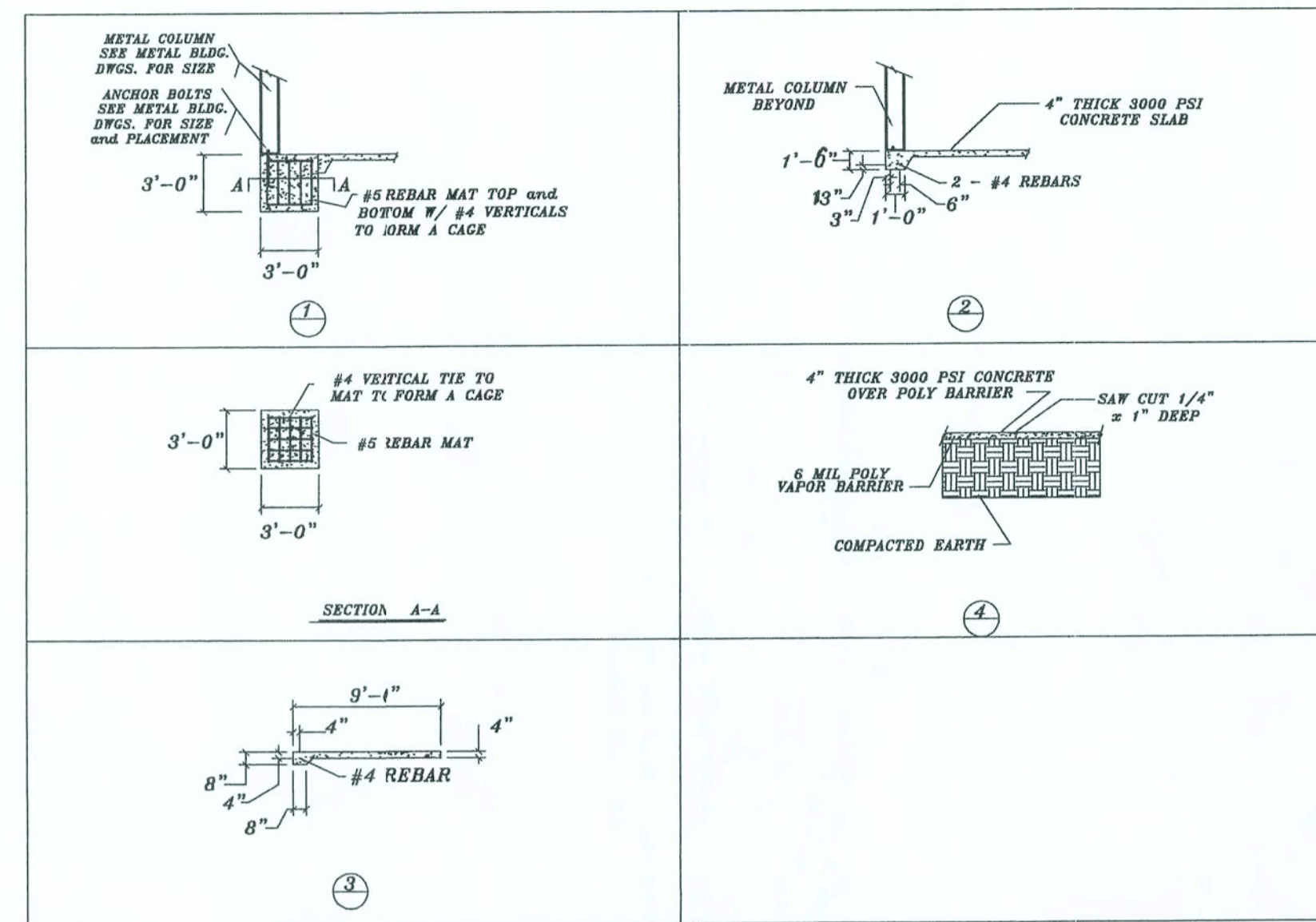
New Store Facilities for:  
**DOLLAR GENERAL**  
Baye Avenue, Lake City, Florida

These drawings, as instruments of service, are the sole property of the architect, and may not be used, copied or reproduced in part for use on or incorporated into any other job without specific and individual authorization by the architect.

**N3**  
NICHOLAS PAUL GEISLER ARCHITECT  
7268 NW Brown Rd  
Lake City, FL 32055  
352-755-9021

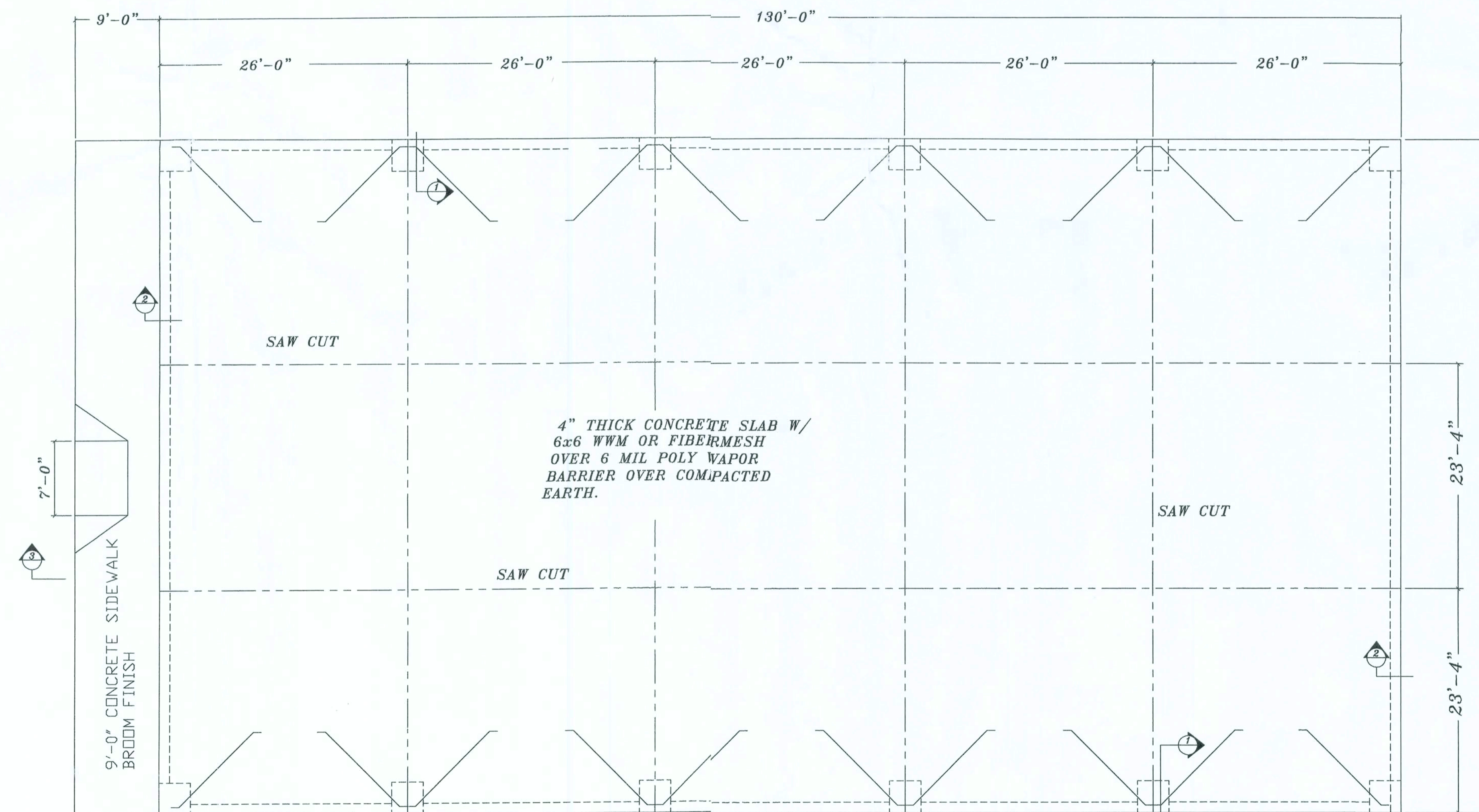
DATE: 11 SEP 2006  
COMM: 2K643  
SHEET: D.8  
8 OF 18

AFR007005



**FOUNDATION NOTES:**

- 1- Prior to grading operations all solid organic litter and fill shall be stripped from building area.
- 2- Compaction shall be a min. of 2500 PSF.
- 3- All fill material shall be inorganic.
- 4- All fill material shall be uniformly placed at optimum moisture content in 6" layers and compacted to a min. 2500 PSF.
- 5- Footing excavations shall be inspected before placing any concrete to ensure that footings rest on solid earth.
- 6- All subgrades must be level, smooth and uniformly compacted.
- 7- Subgrade must be accurate within 1/4" of design at 10' level.
- 8- Reinforcement of concrete slab shall be accurate and uniformly placed and shall be carefully pulled up to center depth of slab as concrete placement progresses.
- 9- Concrete floor wearing surfaces shall be level within 1/4" in 10'.



NOTE!  
PLUMBING CONTRACTOR SHALL PREPARE "AS-BUILT" SHOP DRAWINGS INDICATING ALL PLUMBING WORK, INCLUDING ALL PLUMBING LINE LOCATIONS AND RISER DIAGRAM - CONT'R SHALL PROVIDE 1 COPY OF AS-BUILT DWGS TO OWNER AND 1 COPY TO THE PERMIT ISSUING AUTHORITY.

NOTE!  
H.V.A.C. CONTRACTOR SHALL PREPARE "AS-BUILT" SHOP DRAWINGS INDICATING ALL H.V.A.C. WORK, INCLUDING ALL DUCTWORK LOC., SIZES, LINES, EQUIPMENT SCH. & BALANCING REPORT - CONT'R SHALL PROVIDE 1 COPY OF AS-BUILT DWGS TO OWNER & 1 COPY TO THE PERMIT ISSUING AUTHORITY.

NOTE!  
THE DESIGN WIND SPEED FOR THIS PROJECT IS 100 MPH PER 2004 FBC 1609 AND LOCAL JURISDICTION REQUIREMENTS

SLAB DETAILS Lake City, Fla. Baya St.  
SCALE: 1/4" = 1' 0'  
MUGGRIDGE and WIMBERLY LTD.LLC

REVISION:

Copyright 2006 ©  
N.P. Geisler, Architect  
DRAWN:  
mgg

New Store Facilities for:  
**DOLLAR GENERAL**  
Baya Avenue, Lake City, Florida

**NG**  
NICHOLAS  
GEISLER  
ARCHITECT  
N.C.A.R.E. Certified

1768 NW Brown St., Suite 205  
Lake City, FL 32825  
386-755-9021

DATE:  
11 SEP 2006  
CONTRACT:  
2K643

SHEET:  
**D.9**  
9 OF 18

*Muggridge*  
AR0007005

DOOR SCHEDULE						FRAME		REMARKS
NO.	DOOR TYPE	MAT.	WIDTH	HEIGHT	THICKNESS	TYPE	HDWR.	
100	A	W	3'-0"	7'-0"	1-3/4"	M	LH1/DC	SOLID CORE WOOD OR HOLLOW CORE METAL DOOR. INSTALL THE DOR"O" MATIC DOOR CLOSER ON ALL DOORS
101	A	W	3'-0"	7'-0"	1-3/4"	M	LH2/DC	SOLID CORE WOOD OR HOLLOW CORE METAL DOOR. INSTALL THE DOR"O" MATIC DOOR CLOSER ON THIS DOOR AND INSTALL A STANDARD DOOR VIEWER.
103A	A	W	3'-0"	7'-0"	1-3/4"	M	P/K/D.HD/DC	FIRE RATED DOORS, SOLID CORE DOORS, WITH DOOR HOLDERS INSTALLED. REQUIRES A 2" DOOR VIEWER WITH A VIEWING ANGLE OF 180 DEGREES OR GREATER
103B	A	W	3'-0"	7'-0"	1-3/4"	M	PH/D.H/DC	VON DUPRIN GUARD X LOCK MODEL #2670 - US28 OR AS AN ALTERNATE DEXTER V40-EB-ALUM.
102	A	W	3'-0"	7'-0"	1-3/4"	M	P.H /DC	FIRE RATED DOORS WITH SOLID CORE, AND DOOR CLOSER.
104	A	W	3'-0"	6'-8"	1-3/4"	M	LH3/DC	SOLID CORE WOOD OR HOLLOW CORE METAL DOOR. INSTALL THE DOR"O" MATIC DOOR CLOSER ON ALL DOORS
105	A	W	3'-0"	6'-8"	1-3/4"	M	LH3/DC	SOLID CORE WOOD OR HOLLOW CORE METAL DOOR. INSTALL THE DOR"O" MATIC DOOR CLOSER ON ALL DOORS
NOTE THAT DOORS #00, 101, 104 AND 105 ALL NEED DOOR STOPS.								

FINISH SCHEDULE											REMARKS					
NO.	ROOM NAME	FLOOR		BASE		A. WALL		B. WALL		C. WALL		D. WALL		CLG.		
		MAT. / FIN.	MAT. / FIN.	MAT. / FIN.	MAT. / FIN.	MAT. / FIN.	MAT. / FIN.	MAT. / FIN.	MAT. / FIN.	MAT. / FIN.	MAT. / FIN.	MAT. / FIN.	MAT. / FIN.			
100	BREAK ROOM	VT#1 AZ	RB#1 B	GYP	PT#1	GYP	PT#1	GYP	PT#1	GYP	PT#1	GYP	PT#1	AC#1	WHITE	
101	OFFICE	VT#1 AZ	RB#1 B	GYP	PT#1	GYP	PT#1	GYP	PT#1	GYP	PT#1	GYP	PT#1	AC#1	WHITE	
102	SALE FLOOR	VT#1 AZ	RB#1 B	GYP	PT#1	GYP	PT#1	GYP	PT#1	GYP	PT#1	GYP	PT#1	AC#1	WHITE	EXTEND (B) WALL TO ROOF DECK BEYOND CEILING. EXTEND (C) WALL TO ROOF DECK BEYOND DROP CEILING.
103	STOCK ROOM	CONC PT#2	NS NS	M	NS	M	NS	M	NS	GYP	PT#1	M	NS	EXP	EXP	EXTEND (C) WALL TO ROOF DECK BEYOND DROP CEILING. WALL MATERIAL MUST MEET ALL CITY AND/OR LOCAL CODES.
104	MENS REST RM	VT#1 AZ	RB#1B GYP	GYP	PT#1	GYP	PT#1	GYP	PT#1	GYP	PT#1	GYP	PT#1	AC#1	WHITE	
105	WMNS REST RM	VT#1 AZ	RB#1B GYP	GYP	PT#1	GYP	PT#1	GYP	PT#1	GYP	PT#1	GYP	PT#1	AC#1	WHITE	

FINISH SCHEDULE KEYS	
MATERIAL (MAT.)	
AC#1	= 2' x 4' ACOUSTICAL CEILING PANELS WITH WHITE FINISH
PT#1	= SHERWIN WILLIAMS PAINT FRO MAR 400 - LATEX SEMI - GLOSS
	ANTIQUE WHITE - PRODUCT #B31W404
RB#1	= 4" RUBBER / VINYL BASE
VT#1	= 1/8" VINYL COMPOSITION TILE
CONC	= CONCRETE FLOOR

FINISH ( FIN )	
AW	= ANTIQUE WHITE
B	= BLACK
EXP	= EXPOSED CONCRETE
BR	= BRONZE
PT#2	= SHERWIN WILLIAMS - SILICONE ACRYLIC CONC. SEALER
	SILK CHOCOLATE PRODUCT # HC117
AZ	= AZROCK # V-824 OR ARMSTRONG # 51858

DOLLAR GENERAL PREFERRED NATIONAL ACCOUNT INFORMATION:			
COMPANY	CONTACT	PHONE #	AVAILABLE ITEMS
BASS SECURITY SERVICES INC.	SHERIE BEDNAR	1-888-774-3400 EXT. 144	DOOR HARDWARE, DOOR SCOPES, DOOR CLOSURES ETC.
CONSOLIDATED ELECTRICAL DIST. INC.	ROBERT DECKER	1-270-781-2229	ELECTRICAL - LIGHTING, PANEL BOX, CIRCUITS, ETC.
McCUE CORPORATION	JEN POZIER	1-800-800-8503 EXT. 253	CART BUMPERS AND CORNER GUARDS, PART # 9014 TRIMKIT
ARMSTRONG	SALES REP.	1-800-442-4212	FLOOR TILE, CEILING TILE.

DOOR\_AND\_FINISH\_SCHEDULE Lake City, Fla Baya St.  
SCALE: NTS  
MUGGRIDGE and WIMBERLY LTD.LLC

REVISION:

Copyright 2006 © N.P. Geisler, Architect

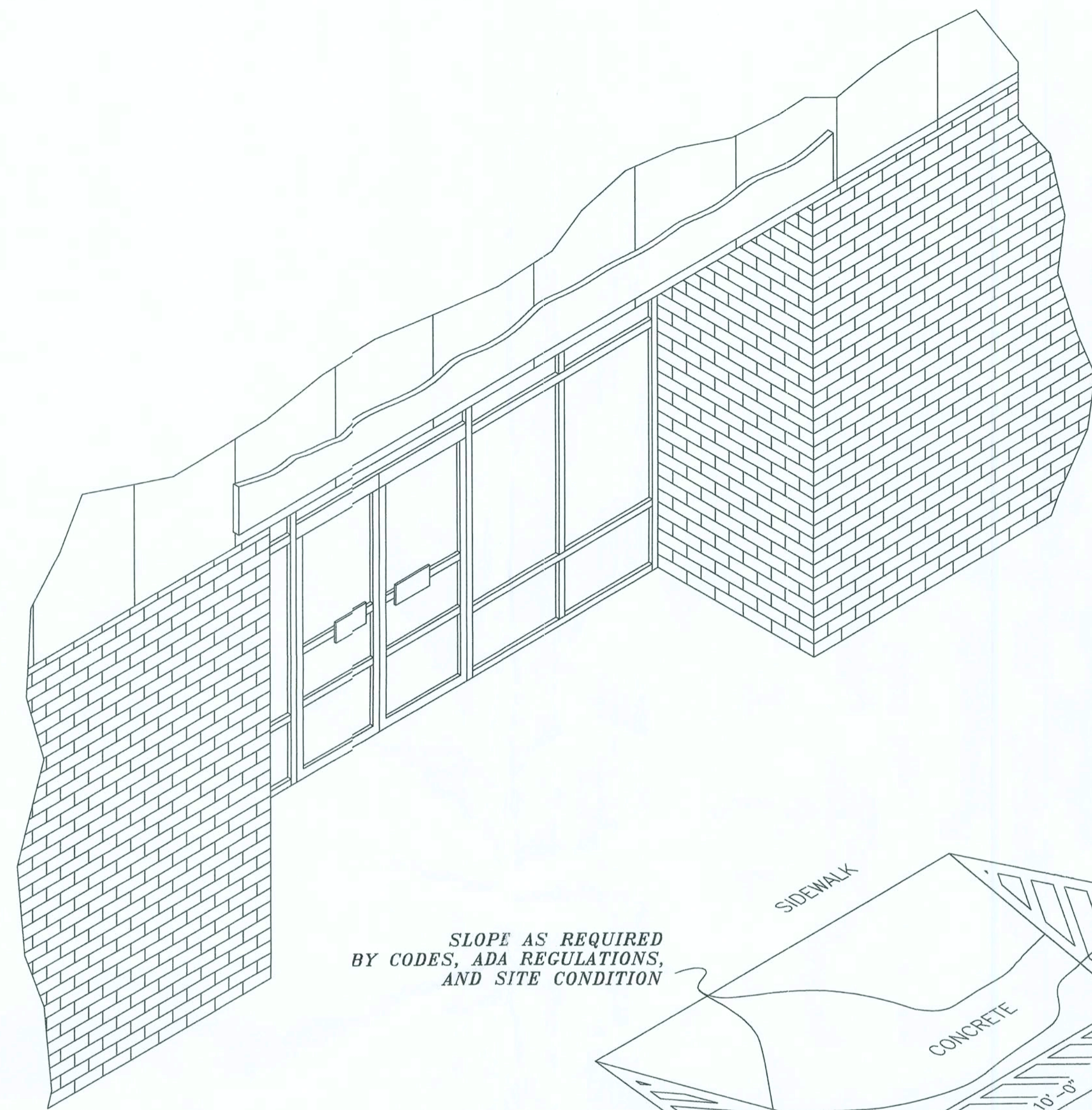
DRAWN: *178*

New Store Facilities for:  
**DOLLAR GENERAL**  
Baya Avenue, Lake City, Florida

These drawings, as instruments of service, are the sole property of the architect, and may not be used, copied or reproduced in part for use on or incorporated with any other job without specific and exclusive authorization by the architect.

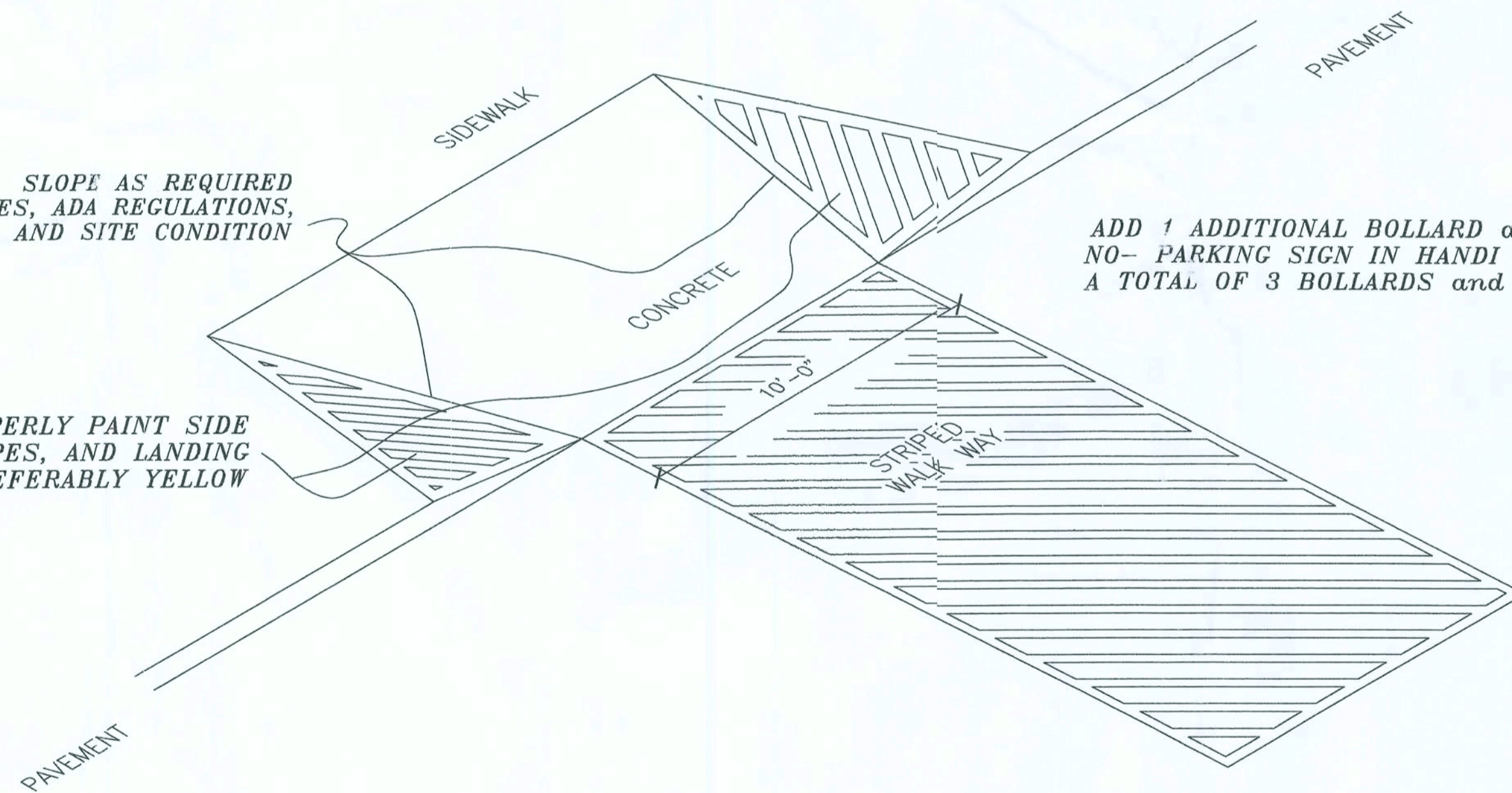
**NS**  
NICHOLAS PAUL GEISLER ARCHITECT  
N.C.A.R.B. Certified  
1754 NW Brown Rd.  
Lake City, FL 32055  
386-755-8021

DATE: 11 SEP 2006  
COM# 2K643  
SHEET: D.10  
10 of 18  
AR0007005



SLOPE AS REQUIRED  
BY CODES, ADA REGULATIONS,  
AND SITE CONDITION

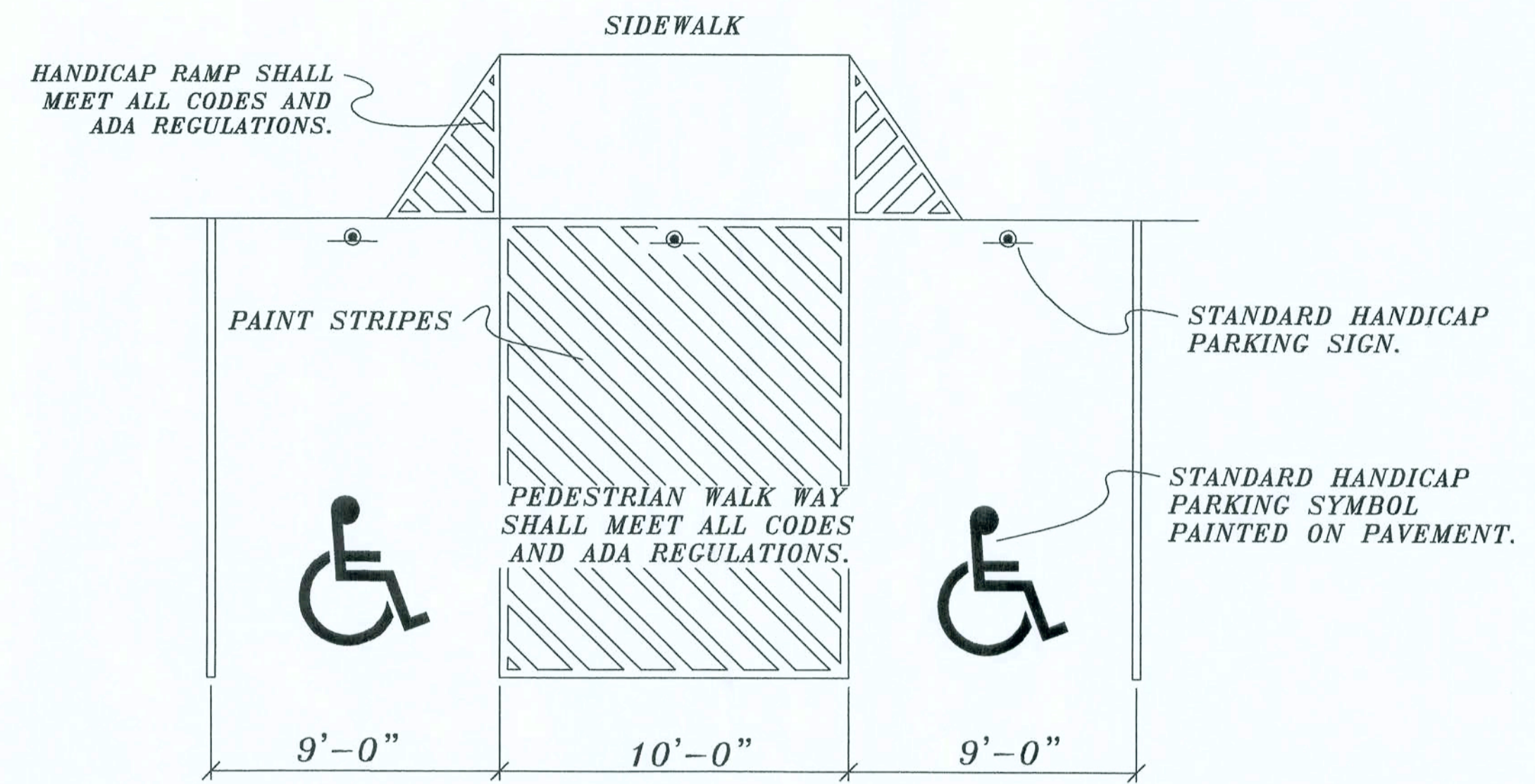
PROPERLY PAINT SIDE  
SLOPES, AND LANDING  
PREFERABLY YELLOW



**HANDICAP RAMP DESIGN**

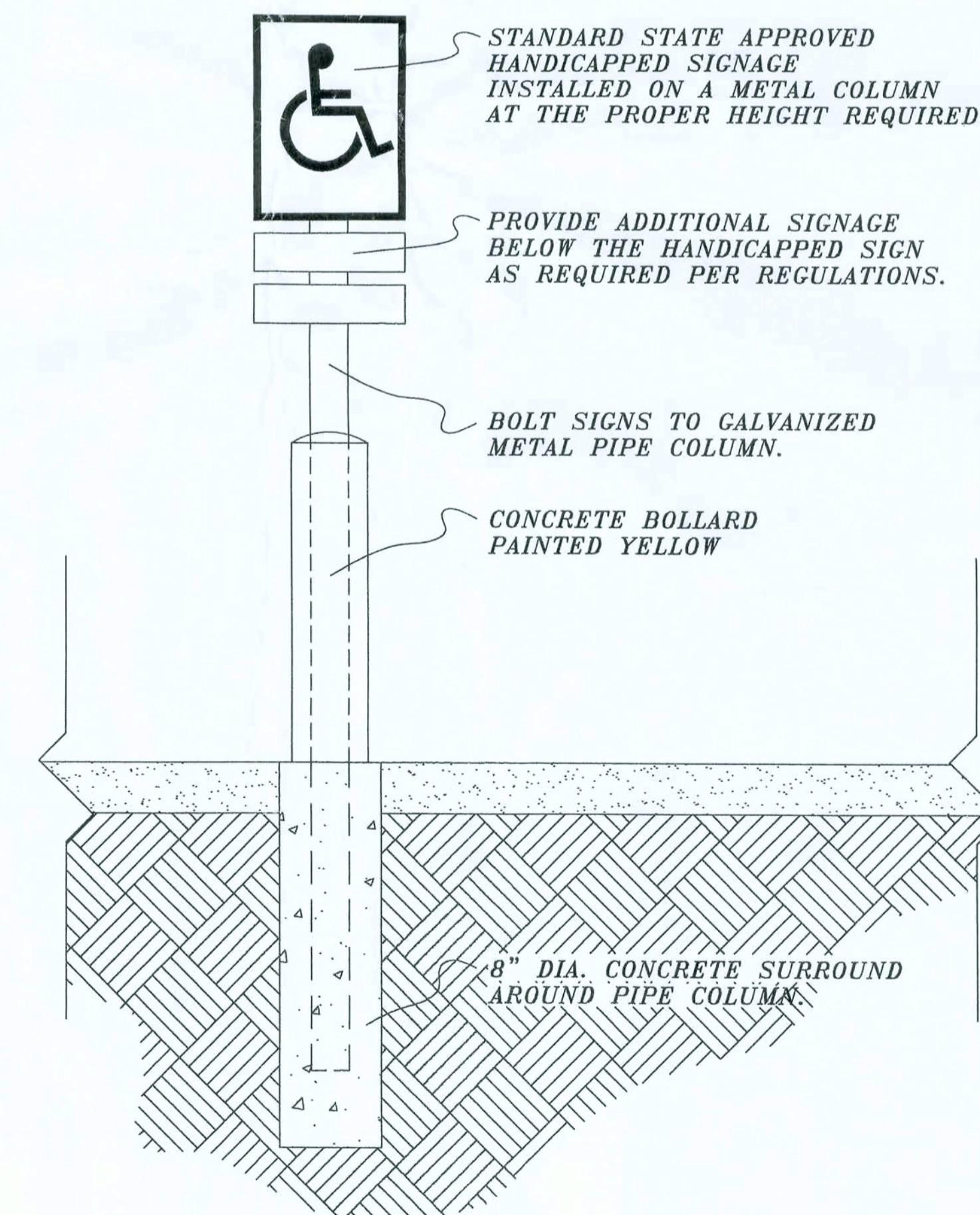
SCALE: N.T.S.

ADD 1 ADDITIONAL BOLLARD and  
NO- PARKING SIGN IN HANDI CAP RAMP.  
A TOTAL OF 3 BOLLARDS and SIGNS REQ'D.



**HANDICAP STALL**

SCALE: N.T.S.



**HANDICAP SIGN**

SCALE: N.T.S.

PARKING LOT DETAILS Lake City, Fla. Baya St.

SCALE: NTS

MUGGRIDGE and WIMBERLY LTD.LLC

REVISION:

Copyright 2006 ©  
N.P. Geisler, Architect

DRAWN:

rfg

New Store Facilities for:  
**DOLLAR GENERAL**  
Baya Avenue, Lake City, Florida

**NG**  
NICHOLAS  
GEISLER  
ARCHITECT  
N.C.A.R.T.S. Certified

DATE:

11 SEP 2006

COMM:

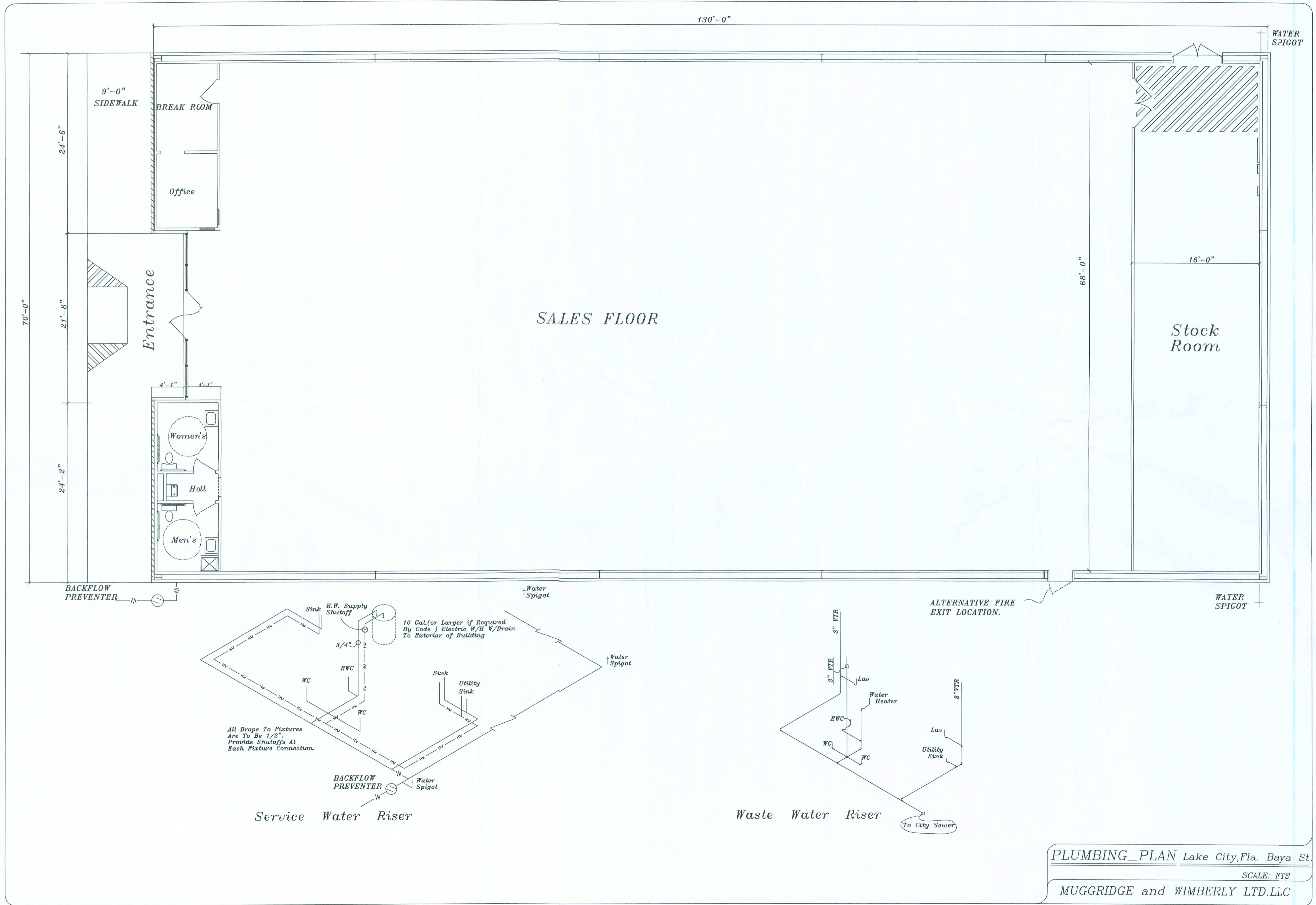
2K643

SHEET:

**D.11**

11 OF 18

*Muggridge*  
AR0007005



REVISION

Copyright 2006 © N.P. Geisler, Architect

DRAWN: *mpg*

New Store Facilities for:  
**DOLLAR GENERAL**  
 Baya Avenue, Lake City, Florida

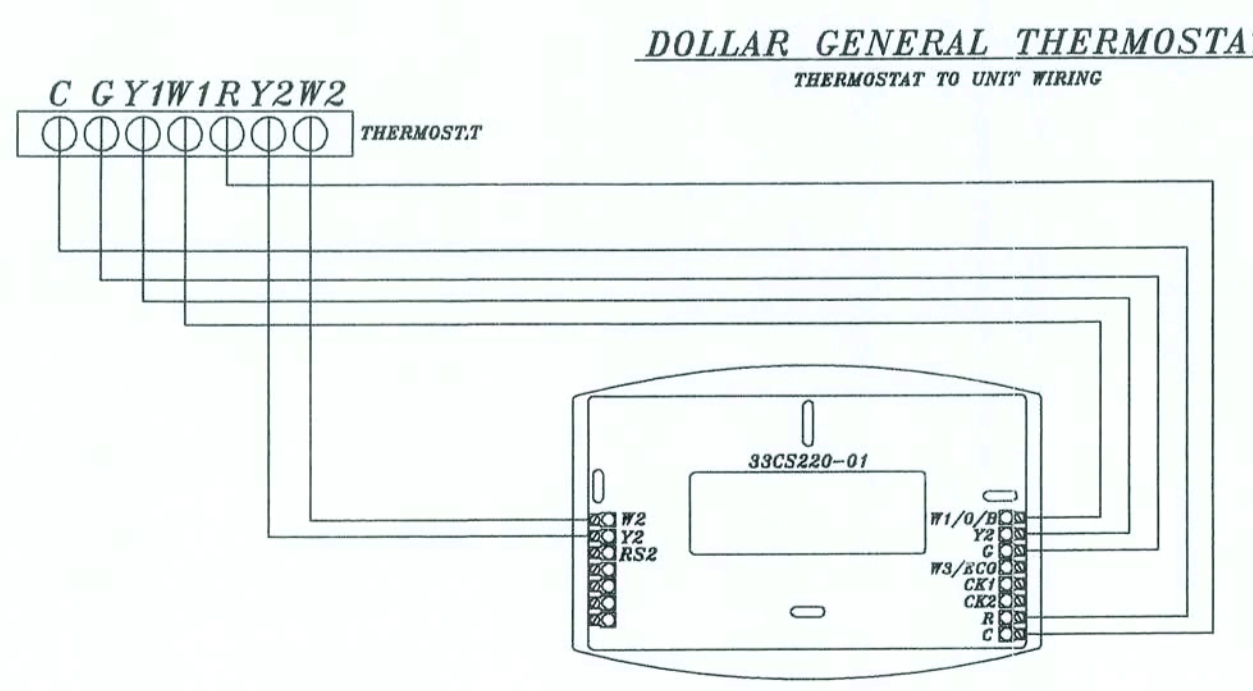
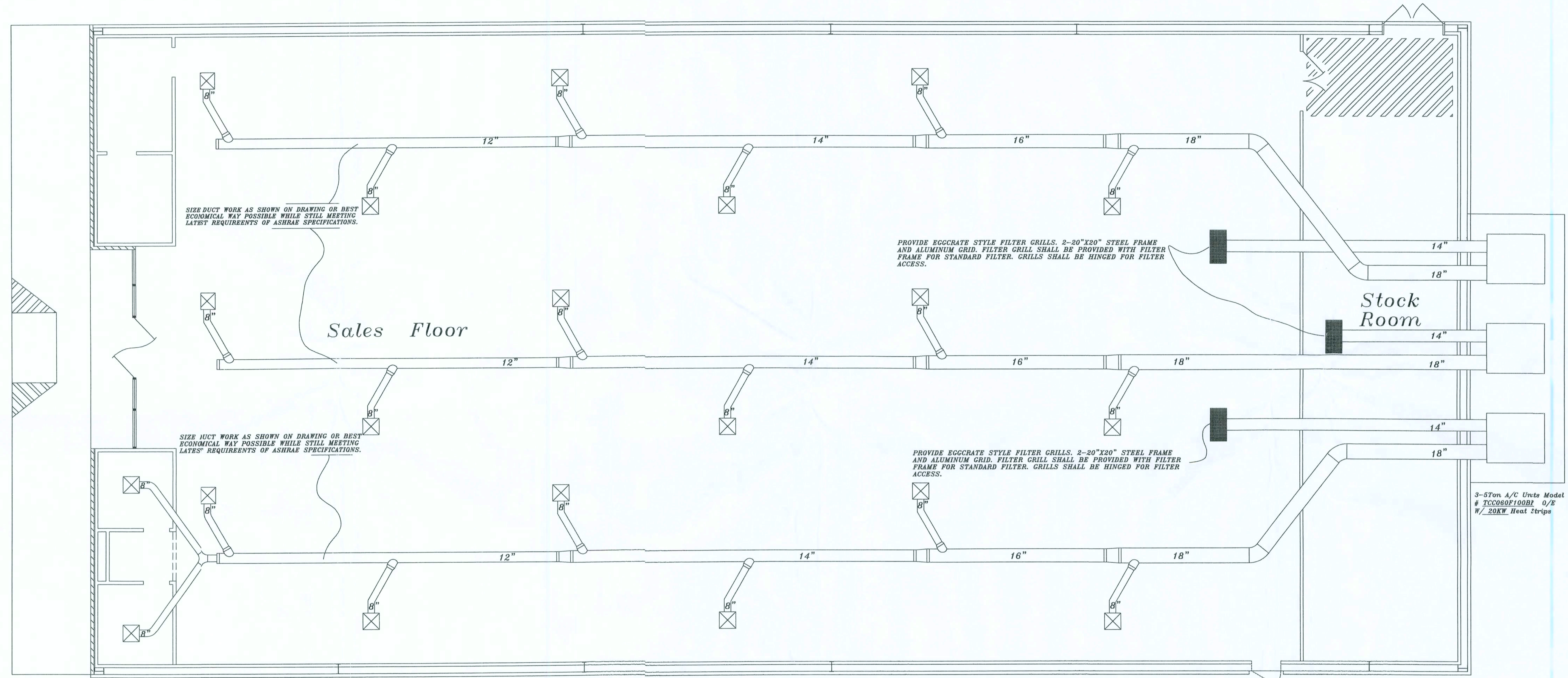
These drawings are instruments of service, and the sole property of the architect, and they may not be used, copied or reproduced in part or in whole without the written consent of the architect.

**NG**  
 NICHOLAS PAUL GEISLER ARCHITECT  
 1726 NW Brown, Rd.  
 Suite 100  
 336-723-8023  
 N.C.A.R.C. - 0421042

DATE: 11 SEP 2006  
 COMM: 2K643  
 SHEET: **D.12**  
 12 OF 18

*mpg*  
 AR0007005

PLUMBING\_PLAN Lake City, Fla. Baya St.  
 SCALE: MTS  
 MUGGRIDGE and WIMBERLY LTD.LiC



NOTE: THERMOSTAT WIRING SHALL BE 18AWG 6 CONDUCTOR PLENUM RATED CABLE. THERMOSTAT IS TO BE PRE-PROGRAMMED WITH FACTORY PRESET STOPS.

ORDERING INFORMATION:  
 MODEL #: 33CS220-01  
 CONTACT: CARRIER NATIONAL ACCOUNTS  
 1-800-690-1086

SQUARE FOOTAGE LEGEND Dollar General	
WIDTH 70'-0" X DEPTH 130'-0"	
SELLING AREA	7,502 S.F.
STOCK ROOM	748 S.F.
OFFICE	176 S.F.
REST ROOMS	128 S.F.
TOTAL HEATED AREA	8,924 S.F.

- General Notes:
- 3-5Ton A/C Units W/20KW Heat Strips Model #
  - Complete Duct Work System Using Insulated Round Duct.
  - All Work To Meet Or Exceed Current Mechanical And Local Codes.
  - Mount Units At Rear Of The Store. Units Are To Set On 4 Inch ( Min. Thickness ) Concrete Pads.
  - Return Air Vents Are To Be Mounted In The Ceiling Or In The Wall. If Mounted In The Wall They Must Have A Clearance Of 7'-6" Above Finished Floor Level.
  - Thermostats Are To Be Located In The Front Of The Store See Sheet D-2 For Mounting Locations. Mount At 7'-6" Above Finished Floor Level.

3-5Ton A/C Units Model # TCC060P100B1 0/S W/ 20KW Heat Strips

H.V.A.C. PLAN Lake City ,Fla. Baya St.  
 SCALE: NTS  
 MUGGRIDGE and WIMBERLY LTD.LLC

REVISION

Copyright 2006 © N.P. Geisler, Architect

DRAWN: 1/28

New Store Facilities for:  
**DOLLAR GENERAL**  
 Baya Avenue, Lake City, Florida

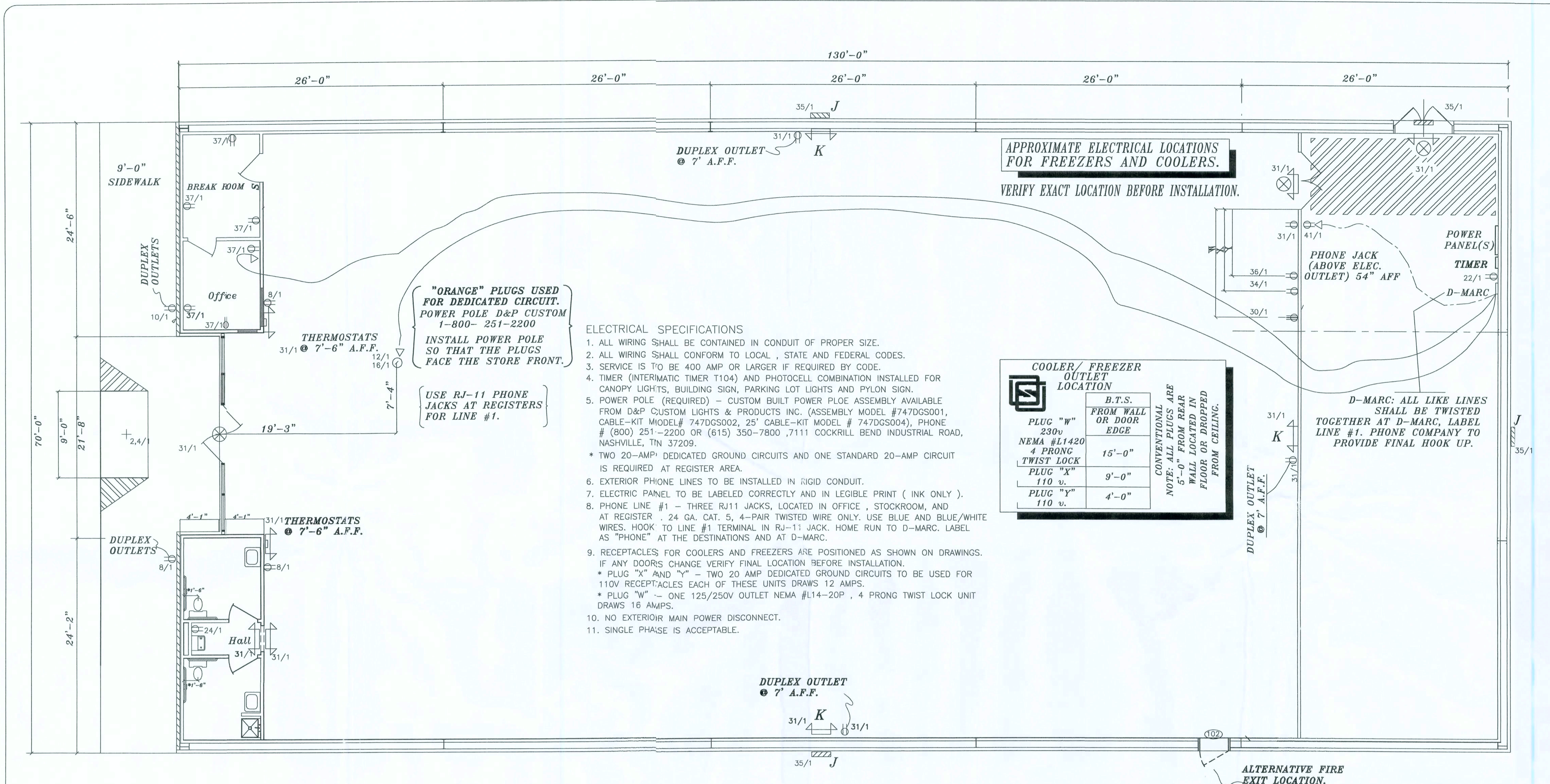
**N3**  
 NICHOLAS PAUL GEISLER ARCHITECT  
 1758 NW Brown Rd. Suite 500  
 Ft. Lauderdale, FL 33305  
 Phone: 754-527-6521

DATE: 11 SEP 2006

CONR: 2K643

SHEET: D.13  
 13 of 18

MUGGRIDGE and WIMBERLY LTD.LLC  
 AR0007005



- ELECTRICAL SPECIFICATIONS**
- ALL WIRING SHALL BE CONTAINED IN CONDUIT OF PROPER SIZE.
  - ALL WIRING SHALL CONFORM TO LOCAL, STATE AND FEDERAL CODES.
  - SERVICE IS TO BE 400 AMP OR LARGER IF REQUIRED BY CODE.
  - TIMER (INTERMATIC TIMER T104) AND PHOTOCCELL COMBINATION INSTALLED FOR CANOPY LIGHTS, BUILDING SIGN, PARKING LOT LIGHTS AND PYLON SIGN.
  - POWER POLE (REQUIRED) - CUSTOM BUILT POWER POLE ASSEMBLY AVAILABLE FROM D&P CUSTOM LIGHTS & PRODUCTS INC. (ASSEMBLY MODEL #747DGS001, CABLE-KIT MODEL# 747DGS002, 25' CABLE-KIT MODEL # 747DGS004), PHONE # (800) 251-2200 OR (615) 350-7800, 7111 COCKRILL BEND INDUSTRIAL ROAD, NASHVILLE, TN 37209.
  - TWO 20-AMP DEDICATED GROUND CIRCUITS AND ONE STANDARD 20-AMP CIRCUIT IS REQUIRED AT REGISTER AREA.
  - EXTERIOR PHONE LINES TO BE INSTALLED IN RIGID CONDUIT.
  - ELECTRIC PANEL TO BE LABELED CORRECTLY AND IN LEGIBLE PRINT (INK ONLY).
  - PHONE LINE #1 - THREE RJ11 JACKS, LOCATED IN OFFICE, STOCKROOM, AND AT REGISTER. 24 GA. CAT. 5, 4-PAIR TWISTED WIRE ONLY. USE BLUE AND BLUE/WHITE WIRES. HOOK TO LINE #1 TERMINAL IN RJ-11 JACK. HOME RUN TO D-MARC. LABEL AS "PHONE" AT THE DESTINATIONS AND AT D-MARC.
  - RECEPTACLES FOR COOLERS AND FREEZERS ARE POSITIONED AS SHOWN ON DRAWINGS. IF ANY DOORS CHANGE VERIFY FINAL LOCATION BEFORE INSTALLATION.
  - PLUG "X" AND "Y" - TWO 20 AMP DEDICATED GROUND CIRCUITS TO BE USED FOR 110V RECEPTACLES EACH OF THESE UNITS DRAWS 12 AMPS.
  - PLUG "W" - ONE 125/250V OUTLET NEMA #L14-20P, 4 PRONG TWIST LOCK UNIT DRAWS 18 AMPS.
  - NO EXTERIOR MAIN POWER DISCONNECT.
  - SINGLE PHASE IS ACCEPTABLE.

"ORANGE" PLUGS USED FOR DEDICATED CIRCUIT. POWER POLE D&P CUSTOM 1-800-251-2200  
INSTALL POWER POLE SO THAT THE PLUGS FACE THE STORE FRONT.  
USE RJ-11 PHONE JACKS AT REGISTERS FOR LINE #1.

D-MARC: ALL LIKE LINES SHALL BE TWISTED TOGETHER AT D-MARC, LABEL LINE #1. PHONE COMPANY TO PROVIDE FINAL HOOK UP.

**ELECTRICAL LEGEND**

EMERGENCY LIGHT	OUTLET
EMERGENCY LIGHT/EXIT COMBO	CIRCUIT NO. / PANEL
EXIT LIGHT	PHONE JACK
POWER POLE	POWER PACK
LIGHT SWITCH	THERMOSTATS

LINE #1 WILL HAVE 3 (qty.) RJ-11 JACKS. ONE AT FIRST BLUE REGISTER, SECOND IN THE OFFICE, AND THIRD WITHIN 12" OF THE STOCKROOM DOOR. LABEL AS PHONE. WHITE

**COOLER / FREEZER OUTLET LOCATION**

PLUG "W"	B.T.S. FROM WALL OR DOOR EDGE	CONVENTIONAL NOTE: ALL PLUGS ARE 5'-0" FROM REAR WALL LOCATED IN FLOOR OR DROPPED FROM CEILING.
230v NEMA #L1420 4 PRONG TWIST LOCK	15'-0"	
PLUG "X" 110 v.	9'-0"	
PLUG "Y" 110 v.	4'-0"	

**LIGHT SPECS**

J = 400 WATT METAL HALIDE HEADS OR EQUAL  
 K = HUBBELL PE6-12-2R61, 2 HEAD EMERGENCY LIGHT OR EQUAL  
 L = HUBBELL PWC-RW-L9, 2 HEAD EMERGENCY LIGHT / EXIT COMBO UNIT OR EQUAL  
 M = HUBBELL PWC-RW-L9, LESS HEADS, EXIT SIGN OR EQUAL

**NOTE:**  
ALL 3 PHONE JACKS REQUIRE A SEPARATE 24 ga. CAT 5, 4 PAIR HOME RUN TO D-MARC.

**NOTE:**  
ELECTRICAL CONT'R SHALL PREPARE "AS-BUILT" SHOP DWGS INDICATING ALL ELECTRICAL WORK, INCLUDING ANY CHANGES TO THE ELEC. PLAN, ADD'NS TO THE ELEC. PLAN, RISER DIAGRAM, AS-BUILT PANEL SCHEDULE W/ ALL CKTS IDENTIFIED W/ CKT N°. DESCRIPTION & BRKR, SERVICE ENT. & ALL UNDERGROUND WIRE LOCATIONS/ROUTING/DEPTH. RISER DIA. SHALL INCLUDE WIRE SIZES/TYPES & EQUIPMENT TYPE W/ RATINGS & LOADS. CONTRACTOR SHALL PROVIDE 1 COPY OF AS-BUILT DWGS TO OWNER & 1 COPY TO THE PERMIT ISSUING AUTHORITY.

**NOTE:**  
EMERGENCY LIGHTING AND EXIT SIGNS, SHALL BE PROVIDED AS DIRECTED BY THE FIRE MARSHAL, AND SHALL BE WIRED PER NEC 700-12F.

**NOTE:**  
TELEPHONE, TELEVISION AND OTHER LOW VOLTAGE DEVICES OR OUTLETS SHALL BE AS PER THE OWNER'S DIRECTIONS, & IN ACCORDANCE W/ APPLICABLE SECTIONS OF NEC-LATEST EDITION.

ELECTRICAL PLAN Lake City, Fla. Eaya St.  
SCALE: NTS  
MUGGRIDGE and WIMBERLY LTD. LLC

REVISION:

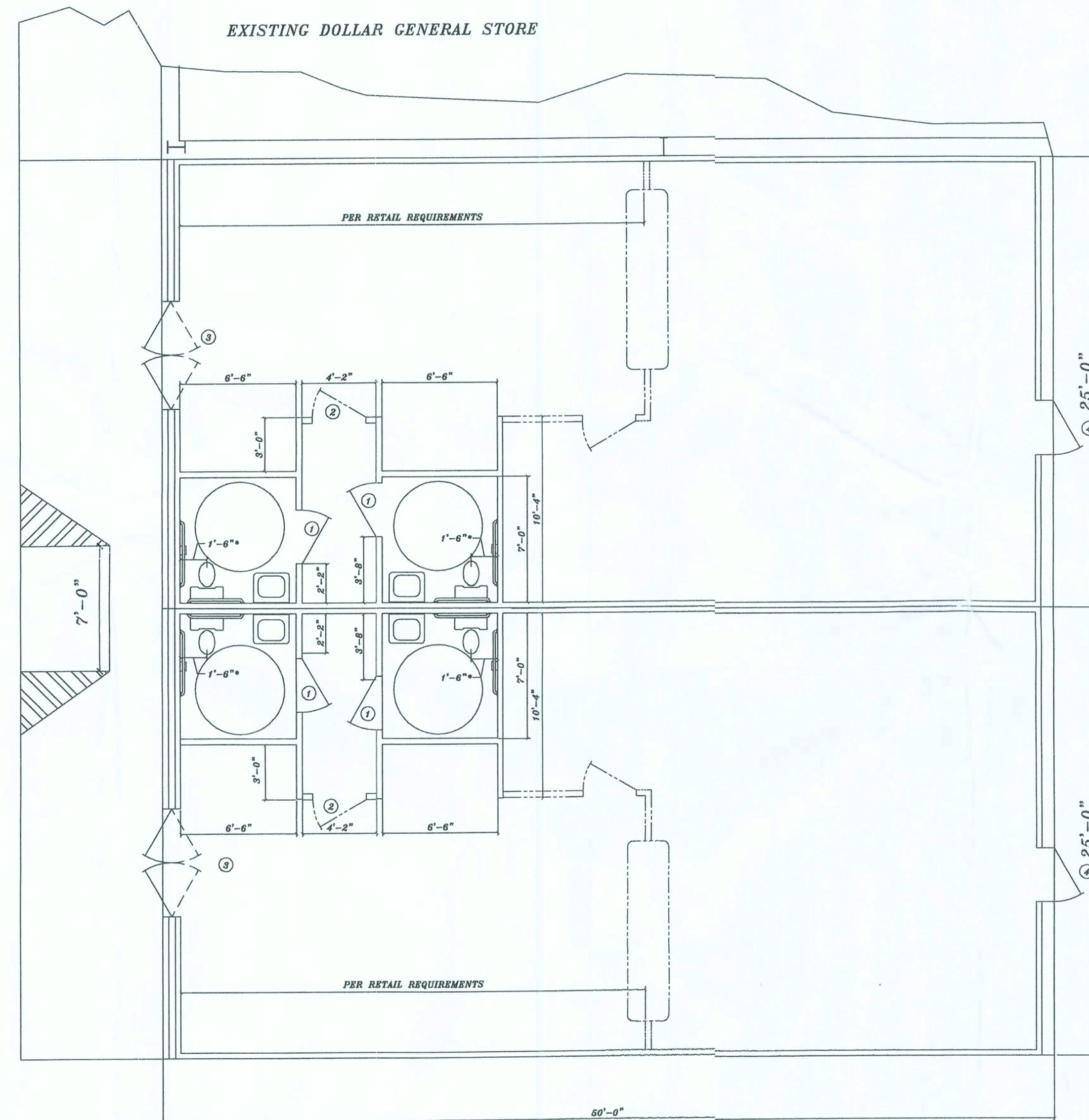
Copyright 2006 © N.P. Geller, Architect

DRAWN: *mpg*

New Store Facilities for:  
**DOLLAR GENERAL**  
Baya Avenue, Lake City, Florida

**NG**  
NICHOLAS PAUL GIBLER ARCHITECTS  
1726 NW Brown Rd.  
Ocala, FL 34475  
352-755-1001  
N.C.A.C.E. Lic. #12174

DATE: 11 SEP 2006  
COMMA: 2K643  
SHEET: D.14  
14 of 18  
AR0007005



**Door Schedule**

- ① 3' x 6' Interior Door
- ② 3' x 6' Interior Door (Optional)
- ③ 3' x 7' Exterior Door Store Front - Double
- ④ 3' x 7' Exterior Door Rear-Steel

**Notes: Contractor**

- 1- 1'-6" From Finish Wall To Center Of WC.
- 2- Contractor Responsible For Complying With All Federal, State, Local and A.D.A. Codes / Regulations.
- 3- Contractor Responsible For Verifying All Dimensions Prior To Beginning Any Construction.
- 4- Contractor Responsible For Clean Up Of All Debris And Construction Waste Every Day Prior To Leaving Job Site.

SQUARE FOOTAGE LEGEND	
EXTERIOR WIDTH	25'-0"
EXTERIOR DEPTH	50'-0"
REST ROOMS & HALL	155.3 S.F.
TOTAL AREA	2@1250 S.F. EA.

**RETAIL FLOOR PLAN**  
 Lake City, Fla. Baya SCALE: NTS  
 MUGGRIDGE and WIMBERLY LTD.LLC

REVISION

Copyright 2006 ©  
 N.P. Geisler, Architect

DRAWN:  
 rpg

**New Store Facilities for:**  
**DOLLAR GENERAL**  
 Baya Avenue, Lake City, Florida

These facilities, including but not limited to, are shown in part for use as a reference with any other plan, schedule and building code adopted by the architect.

**NG**  
 NICHOLAS  
 GEISLER  
 ARCHITECT  
 N.C.A.R.B. Certified


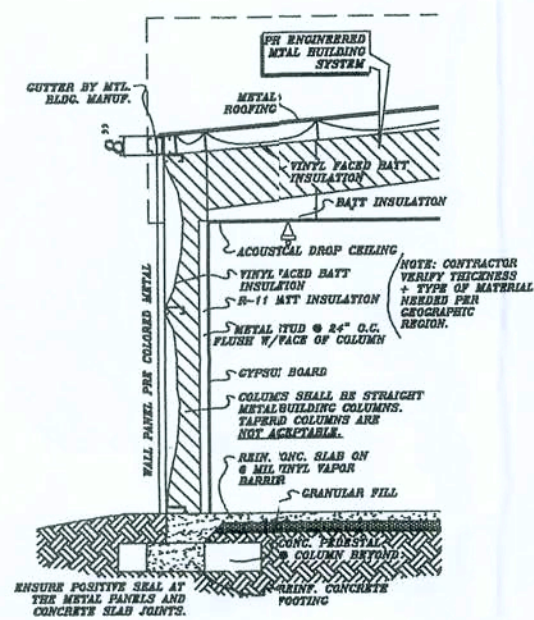
1758 NW Brown Rd.  
 Lake City, FL 32821  
 386-753-8021

DATE:  
 11 SEP 2006

COMM:  
 2K643

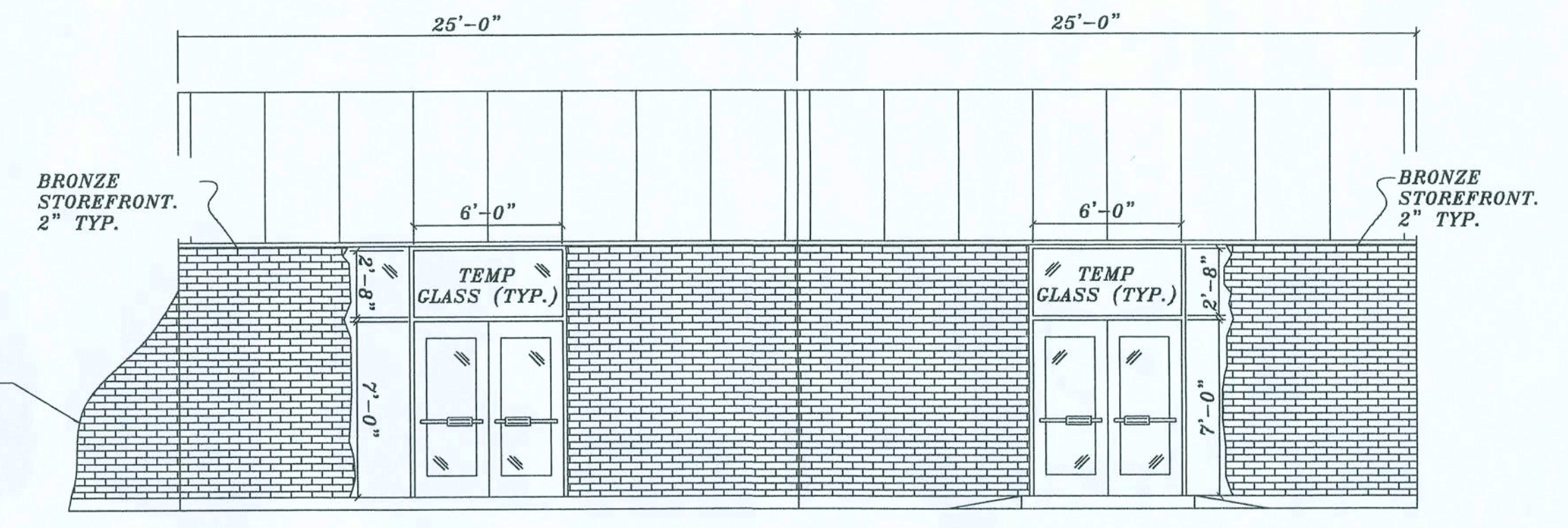
SHEET:  
**D.15**  
 15 of 18

*M. Geisler*  
 AR0007005



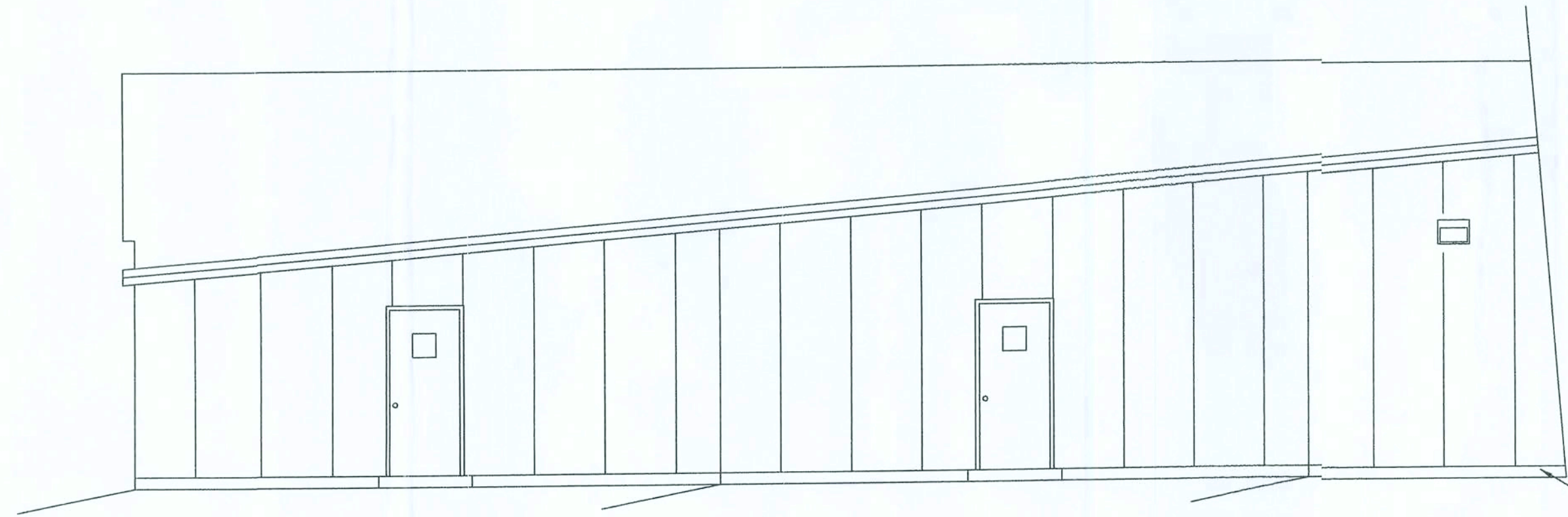
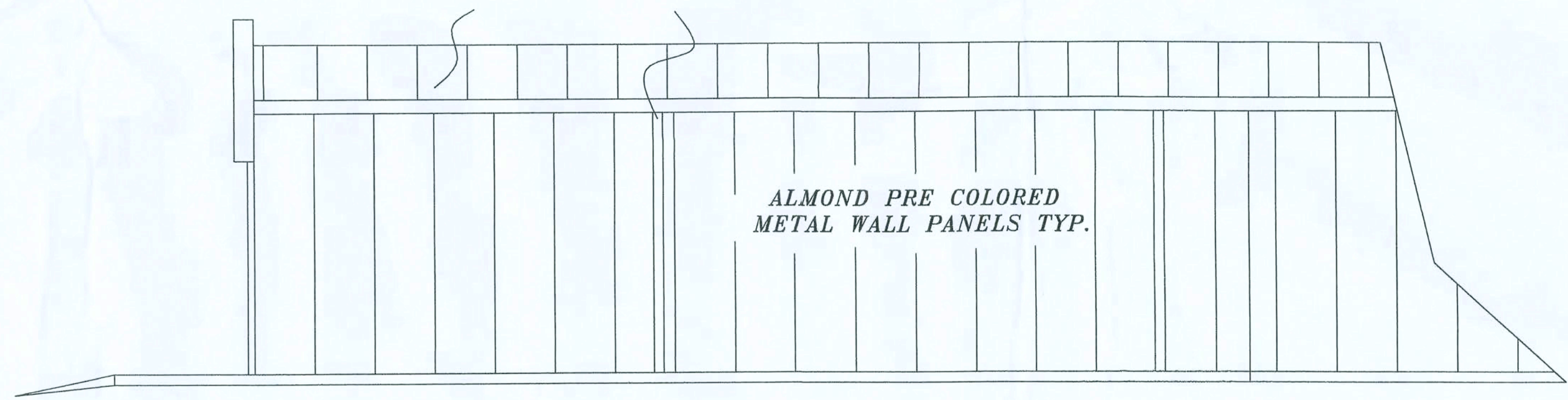
SPLIT FACE BLOCK PRE COLORED OR PAINTED TAN TO MATCH WALL PANELS / BRICK OPTIONAL

EXISTING DOLLAR GENERAL STORE



PROPOSED FRONT ELEVATION  
See Dwg. D-15 For Door Locations

MEDIUM BRONZE FINISH  
(METALLIC BUILDING COMPANY OR SIMILAR.)  
APPLY TO ALL DOWN SPOUTS, GUTTERS.



RETAIL STORE REAR ELEV.

RETAIL ELEVATIONS  
Lake City, Fla. 441 S. SCALE: NTS  
MUGGRIDGE and WIMBERLY LTD.LLC

REVISION:


Copyright 2006 © N.P. Geisler, Architect

DRAWN: *mpg*

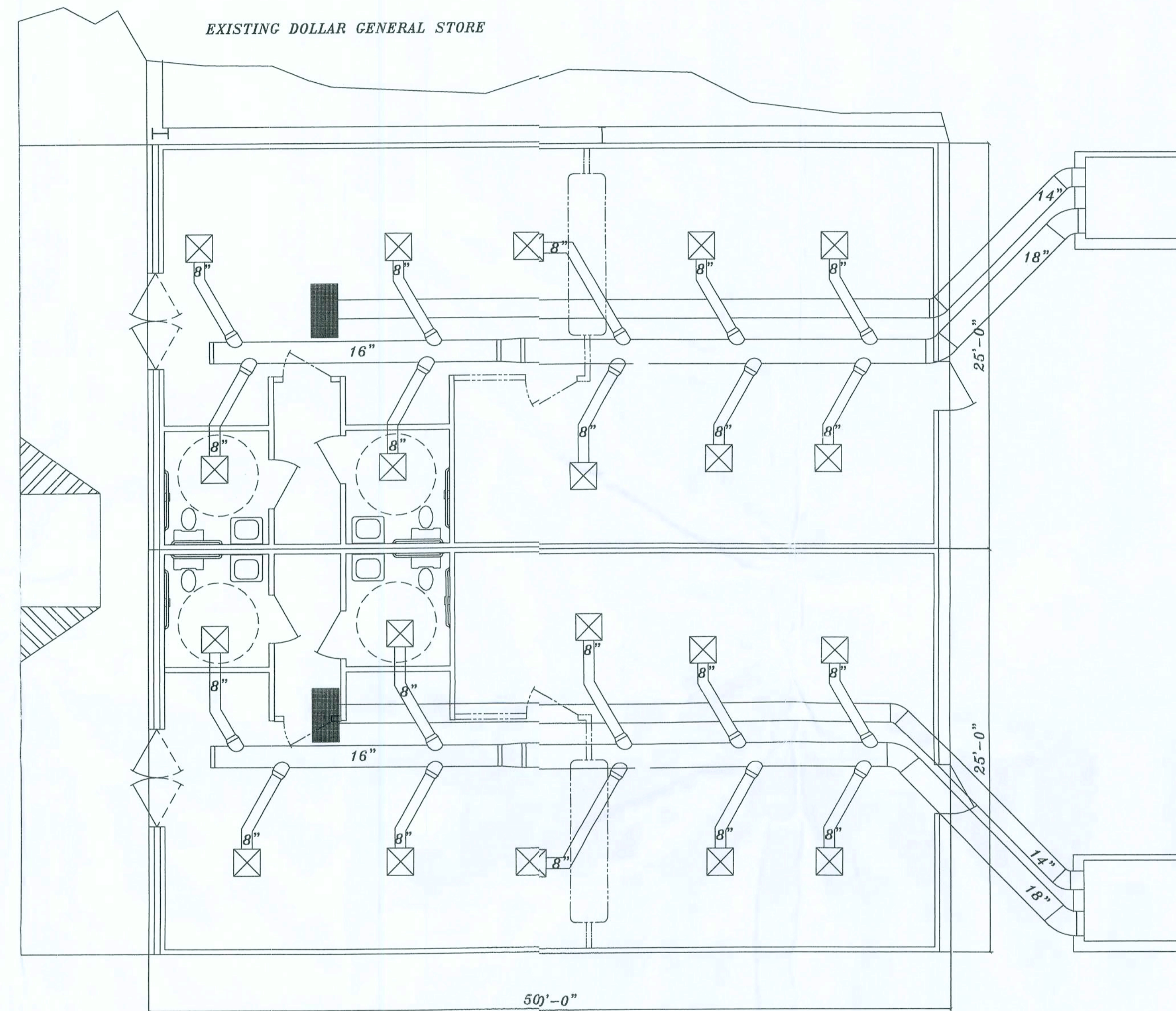
New Store Facilities for:  
**DOLLAR GENERAL**  
Baya Avenue, Lake City, Florida

**NP**  
NICHOLAS PAUL GEISLER ARCHITECT  
17508 NW Brown Rd., Lake City, FL 32055  
888-728-1421

DATE: 11 SEP 2006  
COMMENT: 2K643

SHEET: **D.16**  
16 of 18

*M. Muggridge*  
AR0007005



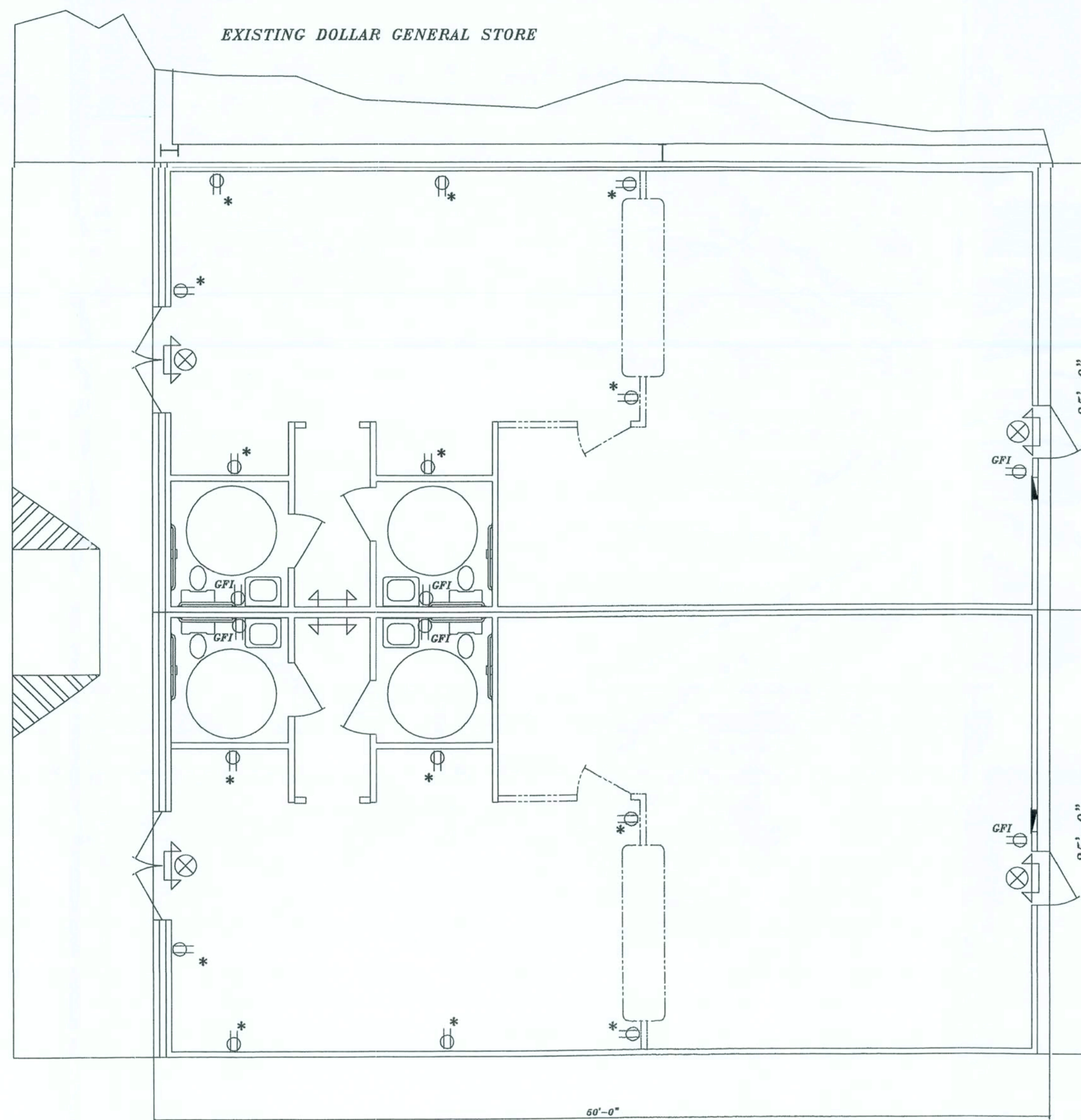
SQUARE FOOTAGE LEGEND	
EXTERIOR WIDTH	25'-0"
EXTERIOR DEPTH	50'-0"
REST ROOMS & HALL	160.25 S.F.
TOTAL AREA	1250 S.F.

- General Notes:*
- 1-Ton A/C Unit
  - Complete Duct Work System Using Insulated Round Duct.
  - All Work To Meet Or Exceed Current Mechanical And Local Codes.
  - Mount Unit At Rear Of The Store. Unit To Set On 4 Inch ( Min. Thickness ) Concrete Pads.
  - Return Air Vents Are To Be Mounted In The Ceiling .
  - Thermostats Are To Be Located In The Front Of The Store Mounted At 7'-6" Above Finished Floor Level.

RETAIL HVAC PLAN  
 Lake City , Fla.441 S. SCALE: NTS  
 MUGGRIDGE and WIMBERLY LTD.LLC

REVISIONS
Copyright 2006 © N.P. Geisler, Architect
DRAWN: <b>mpg</b>
<p style="margin: 0;"><b>New Store Facilities for:</b>  <b>DOLLAR GENERAL</b>          Baya Avenue, Lake City, Florida</p> <p style="font-size: x-small; margin: 0;">These drawings are the property of the architect and may not be used, copied or reproduced in any form for any purpose without the prior written consent of the architect.</p>
<p style="font-size: 2em; margin: 0;"><b>NG</b></p> <p style="font-size: x-small; margin: 0;">NICHOLAS PAUL GEISLER ARCHITECT N.C.A.R.C. Certificate</p> <p style="font-size: x-small; margin: 0;">1758 NW Brown Rd. Lake City, FL 32055 386-723-9021</p>
DATE: 11 SEP 2006
COMM: <b>2K643</b>
SHEET: <b>D.17</b> 17 of 18
 AR0007005

LEGEND	
EMERGENCY LIGHT	OUTLET-110V
EMERGENCY LIGHT/ EXIT COMBO	CIRCUIT NO. / PANEL
EXIT LIGHT	PHONE JACK
POWER PANEL	



**Notes: Contractor**

- 1- Electrical Contractor To Perform All Work According To NEC and Any Applicable Local Codes.
- 2- Elec. Contractor Responsible For Compliance With All NEC and Local Codes.
- 3- Elec. Contractor To Use Only Approved Components.
- 4- \* Suggested Locations Only Actual Location To Be Determined According To Renters Requirements and Codes.

**Electrical Legend :**

- Emergency Light
- Exit Sign
- Ground Fault Interruptor Recept.
- 110 V. Recept.
- Fluorescent Lighting
- Power Panel \_\_\_\_\_ Amp.

REVISION

Copyright 2006 ©  
N.P. Geisler, Architect

DRAWN:  
rpg

New Store Facilities for:  
**DOLLAR GENERAL**  
Baya Avenue, Lake City, Florida

These drawings, as instruments of service, are the sole property of the architect, and may not be used, copied, or reproduced in part for use on or incorporated into any other job without specific and individual authorization by the architect.

**NS**  
NICHOLAS  
PAUL  
GEISLER  
ARCHITECT  
ARCHITECTS  
1758 NW Beach Rd.  
Lake City, FL 32055  
386-733-8021

DATE:  
11 SEP 2006

COMM:  
2K643

SHEET:  
**D.18**  
18 of 18

AR0007005

**RETAIL ELECTRICAL PLAN**  
Lake City, Fla. Baya St. SCALE: NTS  
MUGGRIDGE and WIMBERLY LTD.LLC