



Mobile Home Permit Worksheet

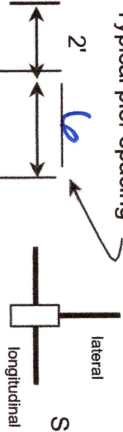
Installer : Ryan Morris License # TH/1135009
 Address of home TRD
 being installed

Manufacturer Live Oak Homes Length x width 80 x 16


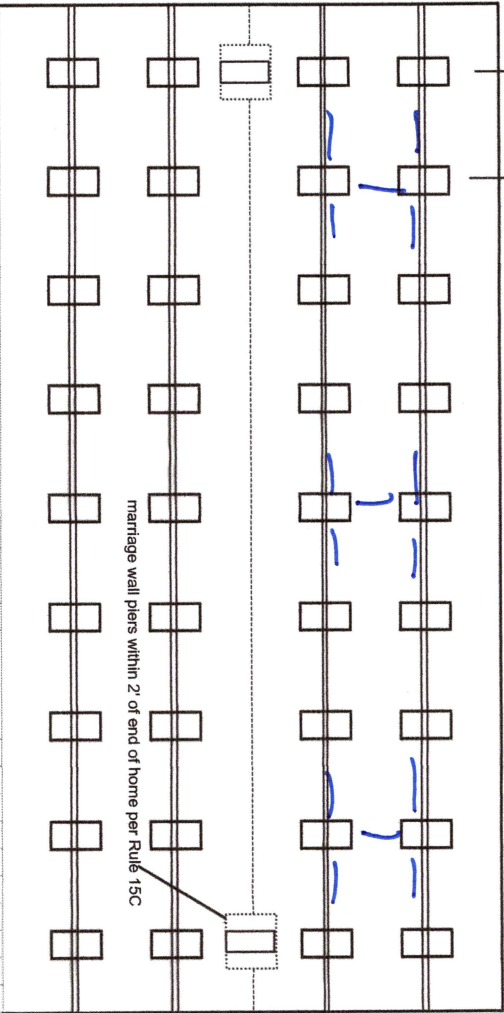
NOTE: If home is a single wide fill out one half of the blocking plan
 If home is a triple or quad wide sketch in remainder of home
 I understand Lateral Arm Systems cannot be used on any home (new or used)
 where the sidewall ties exceed 5 ft 4 in.

Installer's initials RM

Typical pier spacing



Show locations of Longitudinal and Lateral Systems
 (use dark lines to show these locations)



Permit Number: _____

Date: _____

New Home Used Home

Home installed to the Manufacturer's Installation Manual
 Home is installed in accordance with Rule 15-C

Single wide Wind Zone II Wind Zone III

Double wide Installation Decal # 113414

Triple/Quad Serial # LOHGA10025431

PIER SPACING TABLE FOR USED HOMES

Load bearing capacity	Footer size (sq in)	16" x 16" (256)	18 1/2" x 18 (342)	20" x 20" (400)	22" x 22" (484)*	24" X 24" (576)*	26" x 26" (676)
1000 psf	3'	4'	5'	6'	7'	8'	8'
1500 psf	4'-6"	6'	7'	8'	8'	8'	8'
2000 psf	6'	8'	8'	8'	8'	8'	8'
2500 psf	7'-6"	8'	8'	8'	8'	8'	8'
3000 psf	8'	8'	8'	8'	8'	8'	8'
3500 psf	8'	8'	8'	8'	8'	8'	8'

*Interpolated from Rule 15C-1 pier spacing table.

PIER PAD SIZES

I-beam pier pad size 24 x 24
 Perimeter pier pad size N/A
 Other pier pad sizes (required by the mfg.) _____

POPULAR PAD SIZES

Pad Size	Sq In
16 x 16	256
16 x 18	288
18.5 x 18.5	342
16 x 22.5	360
17 x 22	374
13 1/2 x 26 1/2	348
20 x 20	400
17 3/16 x 25 3/16	441
17 1/2 x 25 1/2	446
24 x 24	576
26 x 26	676

Draw the approximate locations of marriage wall openings 4 foot or greater. Use this symbol to show the piers.

List all marriage wall openings greater than 4 foot and their pier pad sizes below.

Opening _____ Pier pad size _____

4 ft 5 ft _____

ANCHORS

FRAME TIES

within 2' of end of home spaced at 5' 4" oc _____

OTHER TIES

Number _____

TIEDOWN COMPONENTS

Longitudinal Stabilizing Device (LSD)

Manufacturer _____

Longitudinal Stabilizing Device w/ Lateral Arms

Manufacturer Divers

Sidewall N/A
 Longitudinal Marriage Wall N/A
 Shear Wall _____

License Number: IH / 1135009 / 1 Name: RONALD "RYAN" NORRIS

Order #: 6327 Label #: 113414

Homeowner: **Arnold**

Address: **780 SW Amelia Dr**

City/State/Zip: **Fort White, FL, 32038**

Phone #:

Date Installed:

Installed Wind Zone:

Note:

Manufacturer: **Live Oak Homes.**

Year Model: **2024**

Length & Width: **8x16**

Type Longitudinal System:

Type Lateral Arm System: **Other**

New Home: Used Home:

Data Plate Wind Zone:

(Check Size of Home)

Single

Double

Triple

HUD Label #:

Soil Bearing / PSF:

Torque Probe / in-lbs:

Permit #:

INSTRUCTIONS

PLEASE WRITE DATE OF INSTALLATION AND AFFIX LABEL NEXT TO HUD LABEL. USE PERMANENT INK PEN OR MARKER ONLY. COMPLETE INFORMATION ABOVE AND KEEP ON FILE FOR A MINIMUM OF 2 YEARS. YOU ARE REQUIRED TO PROVIDE COPIES WITH

STATE OF FLORIDA INSTALLATION CERTIFICATION LABEL

113414

LABEL #

DATE OF INSTALLATION

RONALD "RYAN" NORRIS

NAME

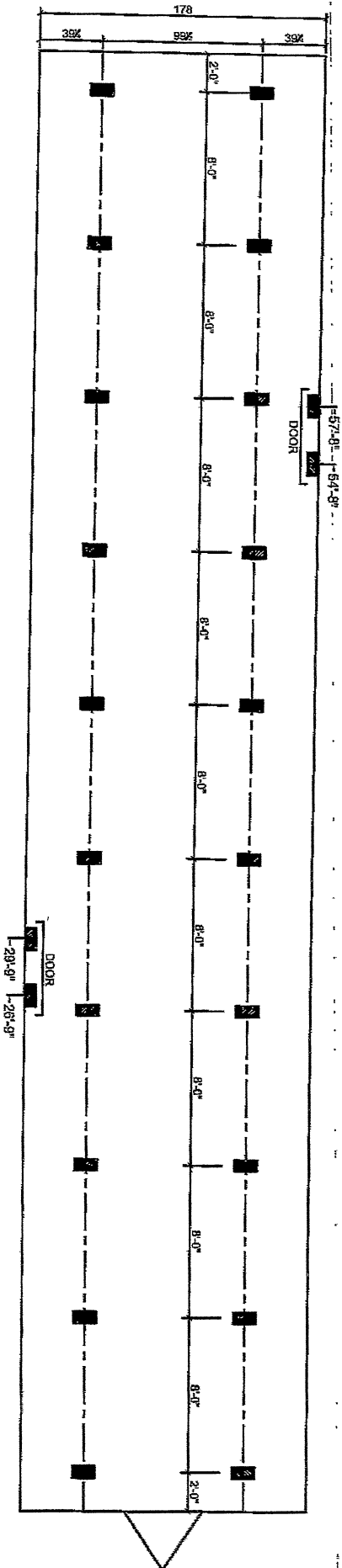
IH / 1135009 / 1

6327

LICENSE #

ORDER #

CERTIFIES THAT THE INSTALLATION OF THIS MOBILE HOME IS IN ACCORDANCE WITH FLORIDA STATUTES 320.8249, 320.8325 AND RULES OF THE HIGHWAY SAFETY AND MOTOR VEHICLES.



■ SUPPORT PIERTYP

FOUNDATION NOTES:

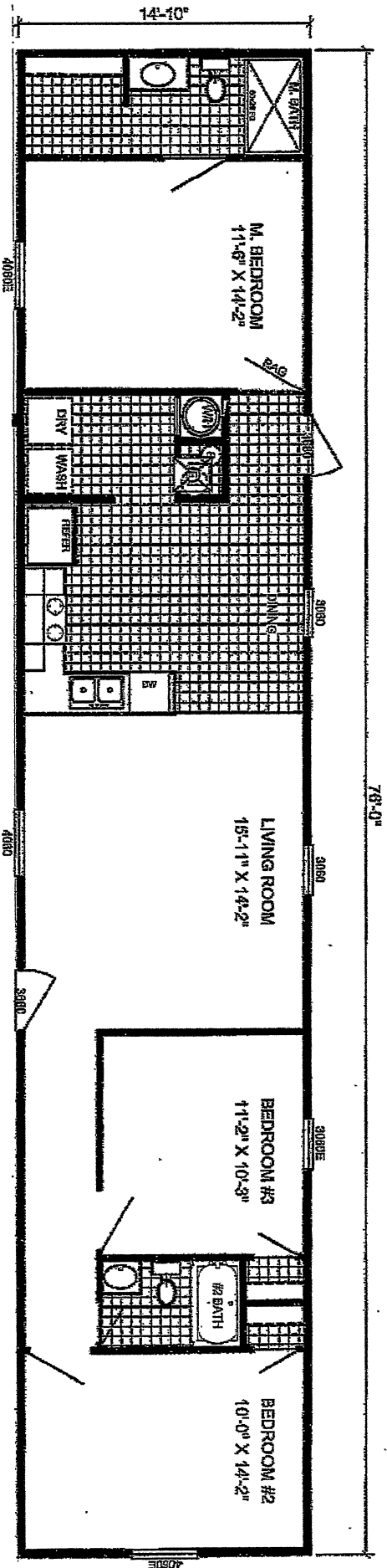
- THIS DRAWING IS DESIGNED FOR THE STANDARD WIND ZONE AND IS TO BE USED IN CONJUNCTION WITH THE INSTALLATION MANUAL AND ITS SUPPLEMENTS.
- FOOTINGS ARE SHOWN FOR EXAMPLE ONLY. QUANTITY AND SPACING MAY VARY BASED ON PAD TYPE, SOIL CONDITION, ETC.
- FOOTINGS ARE REQUIRED AT SUPPORT PORTS. SEE INSTALLATION MANUAL FOR REQUIREMENTS.

01/23/24

Live Oak Homes
MODEL: L-5763R - 16 X 76 (BOX)
3-BEDROOM / 2-BATH

L-5763R

Vin Diesel



L-5763R - RUNNER SS
3-BEDROOM / 2-BATH
16 X 80 - Approx. 1128 Sq. Ft.

Date: 03/21/24
 * All room dimensions include closets and square footage figures are approximate.
 Live Oak Homes reserves the right to modify product offerings at any time.

Runner **SS**