



Certified Test; Adjust; Balance Report.

PO Box 7606
Naples, FL 34101
Phone: (239) 822-3640
Website: www.pes-tab.com

Premier Energy Solutions, Inc.

Project: Towneplace Suites Hotel
Location: 178 NW Commerce Drive, Lake City, FL 32055
Architect: Harter Adams P.A.
Engineer: Joseph Lawrence & Co Consulting Engineers
Contractor: MSTC Mechanical

Project Number–PE-1930

This is to certify that Premier Energy Solutions, Inc has tested and balanced the systems in accordance with the project plans and specifications and to the optimum performance capabilities of the equipment. Testing and balancing were performed in accordance with the standards published by the Associated Air Balance Council. The results of these tests are recorded herein.

Submitted & Certified by: Premier Energy Solutions, Inc
Certification Number: 19-09-59
Report Date: 10/28/2024

AABC TBE Signature:





Associated Air Balance Council

Annual Membership Certificate

Awarded to

Premier Energy Solutions, Inc.

as a member in good standing of the Associated Air Balance Council for the year

2024

This member has met all requirements for membership and is entitled to all rights and privileges of AABC certification. This certificate is renewable on an annual basis and expires December 31, 2024.





Gaylon Richardson, *President*



Raymond R. Bert, *Executive Director*



**Associated Air Balance Council
Annual Certificate**

Awarded to

Alexander J. Rendon, TBE

Premier Energy Solutions, Inc.

In recognition of their qualification as a

Certified Test and Balance Engineer

under the rules, regulations, and requirements of the Association Air Balance Council. The above named is fully authorized to perform total system balance in accordance with the standards as established by the AABC and as a member of the Associated Air Balance Council for the year

2024

*This registration number **19-09-59** is fully recognized by the bylaws and charter of this professional association. Certification is renewable on an annual basis after examination of the agency's record for the preceding year.*

This certificate expires December 31, 2024.





Gaylon Richardson, President



Raymond R. Bert, Executive Director

CODE DESCRIPTION SHEET

<u>CODE</u>	<u>DESCRIPTION</u>	<u>CODE</u>	<u>DESCRIPTION</u>
#	Number	LT	Light troffer
DP	Differential Pressure	LWT	Leaving water temperature
DT	Differential Temperature	MAX	Maximum
%	Percent	MBH	Thousand British thermal unit hour
°F	Degree Fahrenheit	MIN	Minimum
@	At	N/A	Not Applicable
ACT	Actual	N/D	Not Determined
ADJ	Adjustment	N/P	Not Provided
AHU	Air handling unit	N/S	Not Specified
AMPS	Amperage	OED	Opened end duct
AR	Anemometer Reading	OA	Outside air
BHP	Brake Horsepower	PCD	Perforated ceiling diffuser
BTU	British thermal unit	PD	Pressure differential
CD	Ceiling Diffuser	PEG	Perforated exhaust grille
CFM	Cubic feet per minute	PRG	Perforated return grille
CG	Ceiling grille	PSI	Pounds per square inch
COND	Condenser	RA	Return air
CR	Ceiling register	RG	Return air grille
DB	Dry bulb temperature	RR	Return air register
DDC	Direct digital control	REQ'D	Required
DES	Design	RPM	Revolutions per minute
DHR	Direct Hood Reading	SG	Supply air grille
DIFF	Differential	SR	Supply air register
DL	Drum louver	SOED	Screened open end duct
EAT	Entering air temperature	SP	Static pressure
EF	Exhaust fan	SQ	Square
EG	Exhaust grille	TDH	Total dynamic head
ER	Exhaust register	TD	Temperature differential
EWT	Entering water temperature	TE	Traverse exhaust
FPM	Feet per minute	TEMP	Temperature
FPVAV	Fan powered Variable air volume	TOA	Traverse outside air
Ft	Feet	TR	Traverse return air
GPM	Gallons per minute	TS	Traverse supply air
Hz	Hertz	VAV	Variable air volume
IN	Inches	VOLTS	Voltages
KW	Kilowatts	VSC	Variable speed controller
LAT	Leaving air temperature	WB	Wet bulb
LD	Linear slot diffuser	ZD	Zone damper

INSTRUMENTCALIBRATIONS

FUNCTION	MANUFACTURER	MODEL	SERIAL NUMBER	CALIBRATION DATE	CALIBRATION DUE DATE
Air Data Multimeter	Evergreen	S-PVF-1	1700340	2023-12-02	02 Dec 24
Clamp Multimeter	FLUKE	323	28430158WS	2023-12-01	01 Dec 24
Flow hood	Evergreen	CH-8D	1700288	2023-11-09	09 Nov 24
Hydro Data Multimeter	Evergreen	S-DP-125	1700170	2023-12-02	02 Dec 24
Hydro Data Multimeter	Shortridge	HDM-250	W13002	2023-12-01	01 Dec 24
Psychrometer	Evergreen	PR-T-1	1700382	2023-12-02	02 Dec 24
Rotating Vane Anemometer	EXTECH	AN300	1002010	2023-12-01	01 Dec 24
Tachometer	Extech	461891	Q058326	2023-12-03	03 Dec 24

This is the listing of the instruments used to obtain the reported data. All instruments comply with minimum function, range, accuracy, resolution, and calibration interval requirements as per AABC Standards.

SUMMARY

The scope of our work consists of testing, adjusting, and balancing the following equipment:

- 1) (2) DX OAU / ERV with associated air distributions.
- 2) (7) DX AHUs with associated air distributions.
- 3) (15) Exhaust fans with associated air distributions.

Procedures:

- 1) All HVAC systems were configured to full cooling mode for the purposes of testing, adjusting, and balancing.
- 2) Associated airflow distributions were measured utilizing a direct flow hood and the traversed method.

Results:

- 1) All systems have been thoroughly tested and balanced within a tolerance of plus or minus 10% unless noted.

AABC National Performance Guaranty

Pursuant to the agreement between
Premier Energy Solutions, Inc.

AABC Certified Testing & Balancing Agency

and **MSTC Mechanical**
Client

All systems shall be tested and balanced in accordance with the project plans and specifications and to the optimum performance capabilities of the equipment. Testing and balancing shall be done in accordance with the standards published by the Associated Air Balance Council.

If the Agency listed above fails to comply with the specifications for any reason other than termination of business by the AABC agency or equipment malfunction or inadequacy which prevents proper balancing of the systems, AABC will investigate and, if warranted, will provide supervisory personnel to assist the member Agency to perform work in accordance with AABC Standards. This supervision will be provided at no additional cost to the building owner.

This Guaranty is valid for one year from the date of submission of a test and balance report, provided the Agency is a current member of AABC, and may only be invoked in writing by the building owner, architect, or engineer of record. The Guaranty is limited to the terms and conditions as stated herein.

Project Name **Towneplace Suites Hotel**

Address **178 NW Commerce Drive**
Lake City, FL 32055

Name of Engineer **Adam Barney**

Engineering Firm **Joseph Lawrence & Co Consulting Engineers**

Email Address **N/P**

Address **1180 Harwood Ave, Suite 3000**
Altamonte Springs, FL 32714

Date **10/28/2024**

TBE # **19-09-59**

By **Alexander Rendon**
AABC Certified TBE



**Associated Air
Balance Council**

2401 Pennsylvania Ave NW, Ste 330
Washington, D.C. 20037
202-737-0202 • Fax 202-315-0825
info@aabc.com • www.aabc.com

Premier Energy Solutions Inc

Table of Contents

PROJECT: Towneplace Suites Hotel
LOCATION: Lake City, FL
PROJECT #: 1930

DATE: 10/28/2024
CONTACT: Alejandro Medina
AUTHOR:

1 Energy Recovery Unit.....	1
1.1 OAU-1.....	1
1.2 OAU-1/SPP-Exhaust Air Path.....	2
1.3 OAU-1/SPP-Supply Air Path.....	3
1.4 OAU-1/Exhaust Traverse-01.....	4
1.5 OAU-1/Exhaust Traverse-02.....	5
1.6 OAU-1/Exhaust Traverse-03.....	6
1.7 OAU-1/Total Supply Airflow.....	7
2 Roof Top Unit.....	11
2.1 OAU-2.....	11
2.2 OAU-2/SPP-01.....	12
2.3 OAU-2/Total Supply Airflow.....	13
3 Air Handling Unit.....	17
3.1 AHU-1.1.....	17
3.2 AHU-1.1/SPP-01.....	18
3.3 AHU-1.2.....	19
3.4 AHU-1.2/SPP-01.....	20
3.5 AHU-1.2/Outside Air.....	21
3.6 AHU-1.3.....	23
3.7 AHU-1.3/SPP-01.....	24
3.8 AHU-1.3/Outside Air.....	25
3.9 AHU-1.4.....	26
3.10 AHU-1.4/SPP-01.....	27
3.11 AHU-1.5.....	28
3.12 AHU-1.5/SPP-01.....	29
3.13 AHU-1.5/Outside Air.....	30
3.14 AHU-1.6.....	31
3.15 AHU-1.6/SPP-01.....	32
3.16 AHU-1.7.....	33
3.17 AHU-1.7/SPP-01.....	34
3.18 AHU-1.7/Outside Air.....	35
4 Fan Unit.....	37
4.1 EF-1-01.....	37
4.2 EF-1-02.....	37
4.3 EF-1-03.....	38
4.4 EF-1-04.....	38
4.5 EF-1-05.....	39
4.6 EF-1-06.....	39
4.7 EF-1-07.....	40
4.8 EF-1-08.....	40
4.9 EF-1-09.....	41
4.10 EF-1-10.....	41

Premier Energy Solutions Inc

Table of Contents

PROJECT: Towneplace Suites Hotel
LOCATION: Lake City, FL
PROJECT #: 1930

DATE: 10/28/2024
CONTACT: Alejandro Medina
AUTHOR:

4.11 EF-1-11.....	42
4.12 EF-2-01.....	42
4.13 EF-2-01/Total Exhaust Airflow.....	43
4.14 EF-3-01.....	44
4.15 EF-3-01/Total Exhaust Airflow.....	45
4.16 EF-4-01.....	46
4.17 EF-4-01/Total Exhaust Airflow.....	47
4.18 EF-5-01.....	48
4.19 EF-5-01/Total Exhaust Airflow.....	49
5 Duct Smoke Detector.....	50
5.1 Duct Smoke Detector AHU-1.2.....	50
5.2 Duct Smoke Detector AHU-1.2.....	50
5.3 Duct Smoke Detector AHU-1.5.....	50
5.4 Duct Smoke Detector AHU-1.5.....	50
5.5 Duct Smoke Detector OAU-1.....	51
5.6 Duct Smoke Detector OAU-2.....	51

Premier Energy Solutions Inc

Energy Recovery Unit

PROJECT: Towneplace Suites Hotel
 LOCATION: Lake City, FL
 PROJECT #: 1930

DATE: 10/28/2024
 CONTACT: Alejandro Medina
 AUTHOR:

SYSTEM/UNIT: OAU-1

Tested By: Juan Marrero
 Date: 10/25/2024

Unit Data	
Equipment Location	Roof
Area Served	Common Areas and AHU's/Guests Units Exhaust
Unit Manufacturer	Trane
Unit Model Number	OADG020G1-DAB10BG00
Unit Serial Number	OA340460-1-1

Starter Data	
OAU-1/EF	
Overload Manufacturer	Trane
Overload Size & Rating	VFD
OAU-1/SF	
Overload Manufacturer	Trane
Overload Size & Rating	VFD

Test Data	
S/Fan Design Airflow	3750 CFM
S/Fan Actual Airflow	3840 CFM
S/Fan Design OA	3750 CFM
S/Fan Actual OA	3840 CFM
S/Fan Design RA	0 CFM
S/Fan Actual RA	0 CFM
E/Fan Design Airflow	2650 CFM
E/Fan Actual Airflow	2811 CFM
OAU-1/EF	
Actual Fan Speed Setting	66.0 %
Actual Motor Hz	42.4 Hz
Motor Volts T1-T2	212 Volts
Motor Volts T2-T3	213 Volts
Motor Volts T1-T3	212 Volts
Motor Amps T1	3.40 Amps
Motor Amps T2	3.30 Amps
Motor Amps T3	3.40 Amps
OAU-1/SF	
Actual Fan Speed Setting	94.0 %
Actual Motor Hz	58.5 Hz
Motor Volts T1-T2	212 Volts
Motor Volts T2-T3	212 Volts
Motor Volts T1-T3	211 Volts
Motor Amps T1	8.50 Amps
Motor Amps T2	8.40 Amps
Motor Amps T3	8.40 Amps

Motor Data	
OAU-1/EF	
Motor Manufacturer	Marathon
Motor Frame	145T
Motor HP	2 HP
Motor Phase	3
Motor Hertz	60 Hz
Motor Rated Volts	208 Volts
Motor FL Amps	5.8 Amps
Motor Rated RPM	1745 RPM
Motor Service Factor	1.15
Brake Horsepower	1.09 BHP
Corrected FL Amps	5.68 Amps
Nominal Efficiency	0.865 %
Motor Power Factor	0.756
OAU-1/SF	
Motor Manufacturer	Marathon
Motor Frame	182T
Motor HP	3 HP
Motor Phase	3
Motor Hertz	60 Hz
Motor Rated Volts	208 Volts
Motor FL Amps	8.6 Amps
Motor Rated RPM	1770 RPM
Motor Service Factor	1.15
Brake Horsepower	2.87 BHP
Corrected FL Amps	8.45 Amps
Nominal Efficiency	0.895 %
Motor Power Factor	0.775

Sheave Data	
OAU-1/EF	
Drive Type	DIRECT
OAU-1/SF	
Drive Type	DIRECT

Test Pressures	
S/Fan Actual Total SP	2.11 in. wc
S/Fan Actual External SP	0.89 in. wc
S/Fan Total Suction SP	-1.31 in. wc
S/Fan Total Discharge SP	0.80 in. wc
S/Fan Ext. Discharge SP	0.80
S/Fan Ext. Suction SP	-0.09
E/Fan Actual Total SP	1.81 in. wc
E/Fan Actual External SP	0.74 in. wc
E/Fan Total Suction SP	-1.70 in. wc
E/Fan Total Discharge SP	0.11 in. wc
E/Fan Ext. Discharge SP	0.11
E/Fan Ext. Suction SP	-0.63
Heat Wheel P.D.	0.71

Premier Energy Solutions Inc

Energy Recovery Unit

PROJECT: Towneplace Suites Hotel
 LOCATION: Lake City, FL
 PROJECT #: 1930

DATE: 10/28/2024
 CONTACT: Alejandro Medina
 AUTHOR:

SYSTEM/UNIT: OAU-1

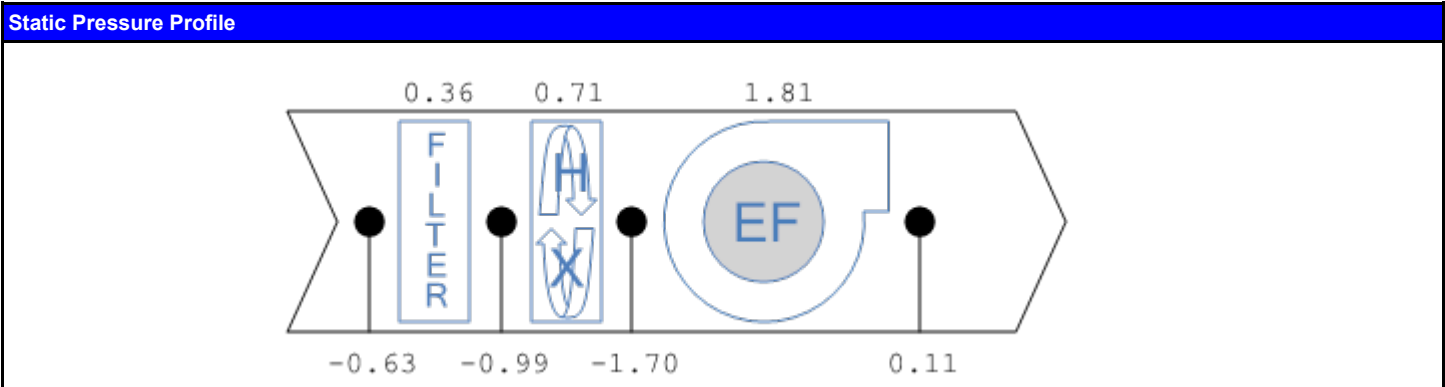
Tested By: Juan Marrero
 Date: 10/25/2024

Coil Data	
OAU-1/Cooling Coil	
Ent. Air DB Temp Actual	83.10 Deg F
Ent. Air WB Temp Actual	74.90 Deg F
Leav. Air DB Temp Actual	53.60 Deg F
Leav. Air WB Temp Actual	52.00 Deg F
Air Temp Delta T Actual	29.50 Deg F

SYSTEM/UNIT: OAU-1/SPP-Exhaust Air Path

Tested By: Juan Marrero
 Date: 10/25/2024

Test Pressures	
Filter SP In	-0.63 in. w.c.
Filter SP Out	-0.99 in. w.c.
Exhaust Fan SP In	-1.70 in. w.c.
Exhaust Fan SP Out	0.11 in. w.c.
Heat Exchanger SP In	-0.99 in. w.c.
Heat Exchanger SP Out	-1.70 in. w.c.



Premier Energy Solutions Inc

Energy Recovery Unit

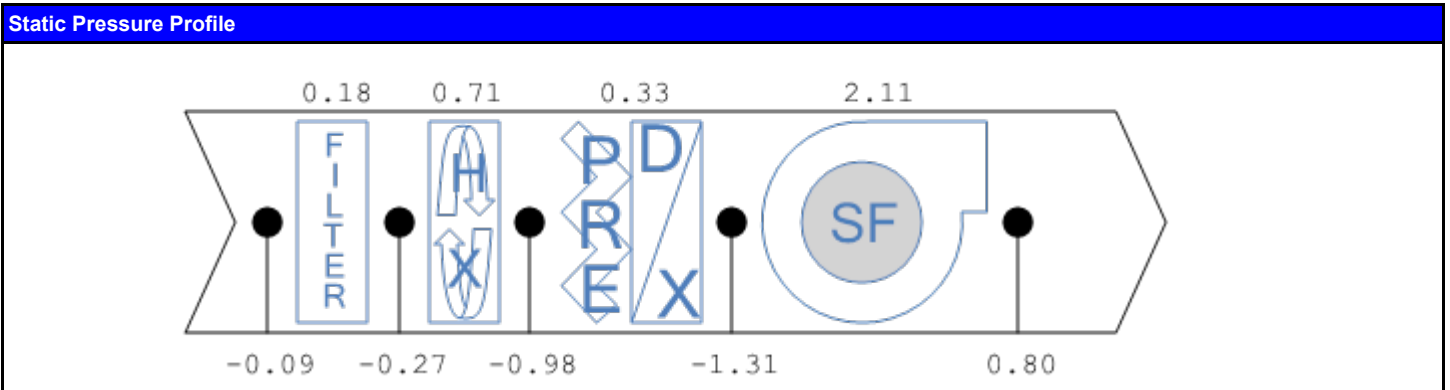
PROJECT: Towneplace Suites Hotel
 LOCATION: Lake City, FL
 PROJECT #: 1930

DATE: 10/28/2024
 CONTACT: Alejandro Medina
 AUTHOR:

SYSTEM/UNIT: OAU-1/SPP-Supply Air Path

Tested By: Juan Marrero
 Date: 10/25/2024

Test Pressures	
Filter SP In	-0.09 in. w.c.
Filter SP Out	-0.27 in. w.c.
Filter/DX Coil SP In	-0.98 in. w.c.
Filter/DX Coil SP Out	-1.31 in. w.c.
Supply Fan SP In	-1.31 in. w.c.
Supply Fan SP Out	0.80 in. w.c.
Heat Exchanger SP In	-0.27 in. w.c.
Heat Exchanger SP Out	-0.98 in. w.c.



Premier Energy Solutions Inc

Energy Recovery Unit

PROJECT: Towneplace Suites Hotel
 LOCATION: Lake City, FL
 PROJECT #: 1930

DATE: 10/28/2024
 CONTACT: Alejandro Medina
 AUTHOR:

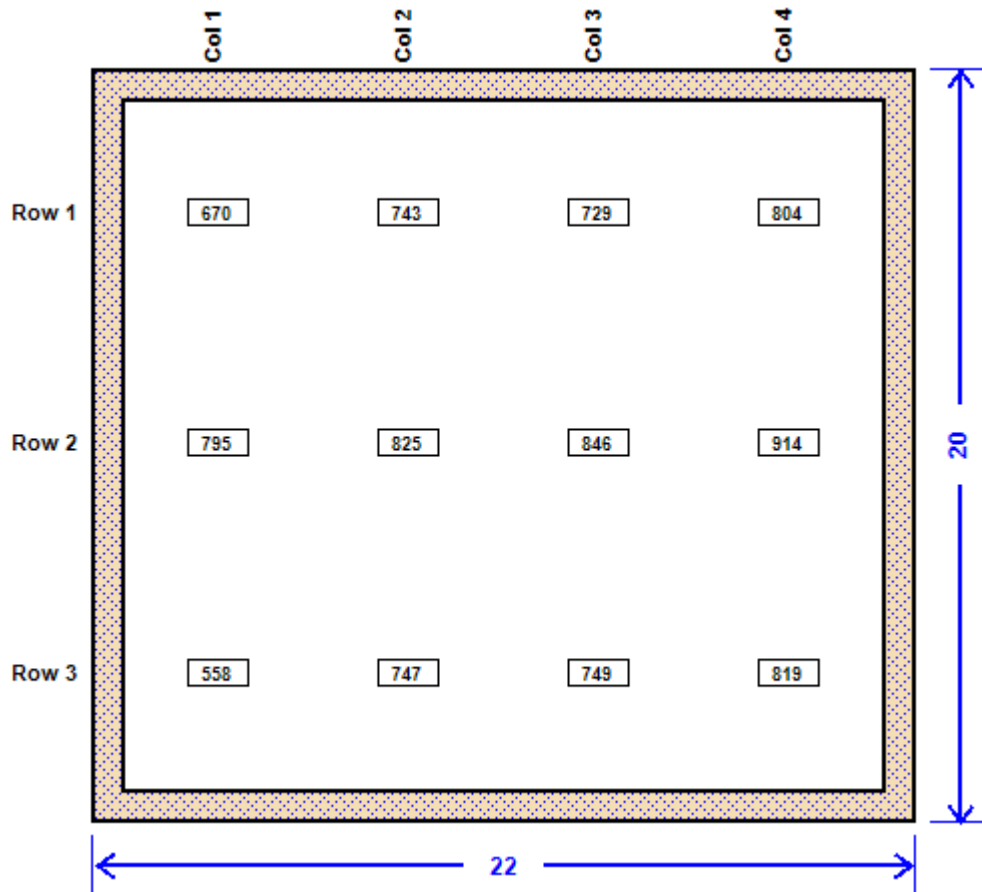
SYSTEM/UNIT: OAU-1/Exhaust Traverse-01

Tested By: Juan Marrero
 Date: 10/25/2024

Unit Data	
Test Location	Exhaust Duct
Type of Traverse	Rectangular
Instrument Used	Airfoil
Outer Height	20.00 in.
Outer Width	22.00 in.
Insulation Width	2.00 in.
Area	2.00 sq. ft.
Number Of Rows	3
Readings Per Row	4
Total Readings	12
Location of Holes 1	Left

Final Data	
Sum of Readings	9199
Average FPM	767 FPM
Actual CFM	1534 CFM
Duct Static Press.	-0.50 in. wc

Traverse Data Points



Premier Energy Solutions Inc

Energy Recovery Unit

PROJECT: Towneplace Suites Hotel
LOCATION: Lake City, FL
PROJECT #: 1930

DATE: 10/28/2024
CONTACT: Alejandro Medina
AUTHOR:

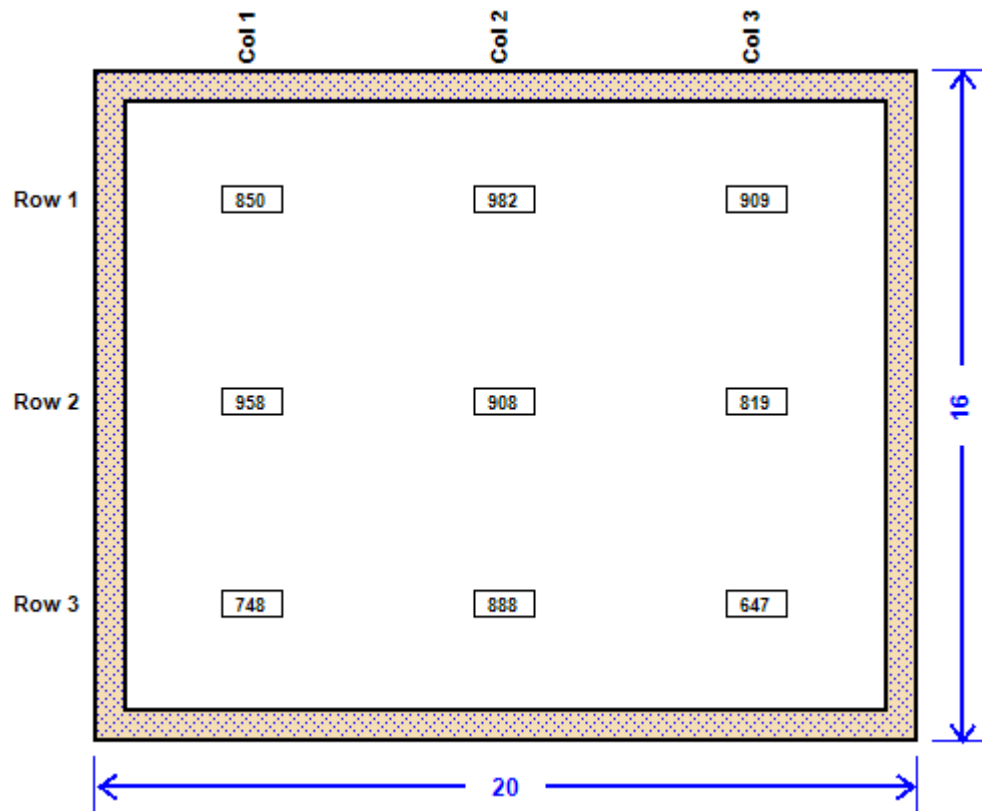
SYSTEM/UNIT: OAU-1/Exhaust Traverse-02

Tested By: Juan Marrero
Date: 10/25/2024

Unit Data	
Test Location	Exhaust Duct
Type of Traverse	Rectangular
Instrument Used	Airfoil
Outer Height	16.00 in.
Outer Width	20.00 in.
Insulation Width	2.00 in.
Area	1.33 sq. ft.
Number Of Rows	3
Readings Per Row	3
Total Readings	9
Location of Holes 1	Left

Final Data	
Sum of Readings	7709
Average FPM	857 FPM
Actual CFM	1140 CFM
Duct Static Press.	-0.42 in. wc

Traverse Data Points



Premier Energy Solutions Inc

Energy Recovery Unit

PROJECT: Towneplace Suites Hotel
 LOCATION: Lake City, FL
 PROJECT #: 1930

DATE: 10/28/2024
 CONTACT: Alejandro Medina
 AUTHOR:

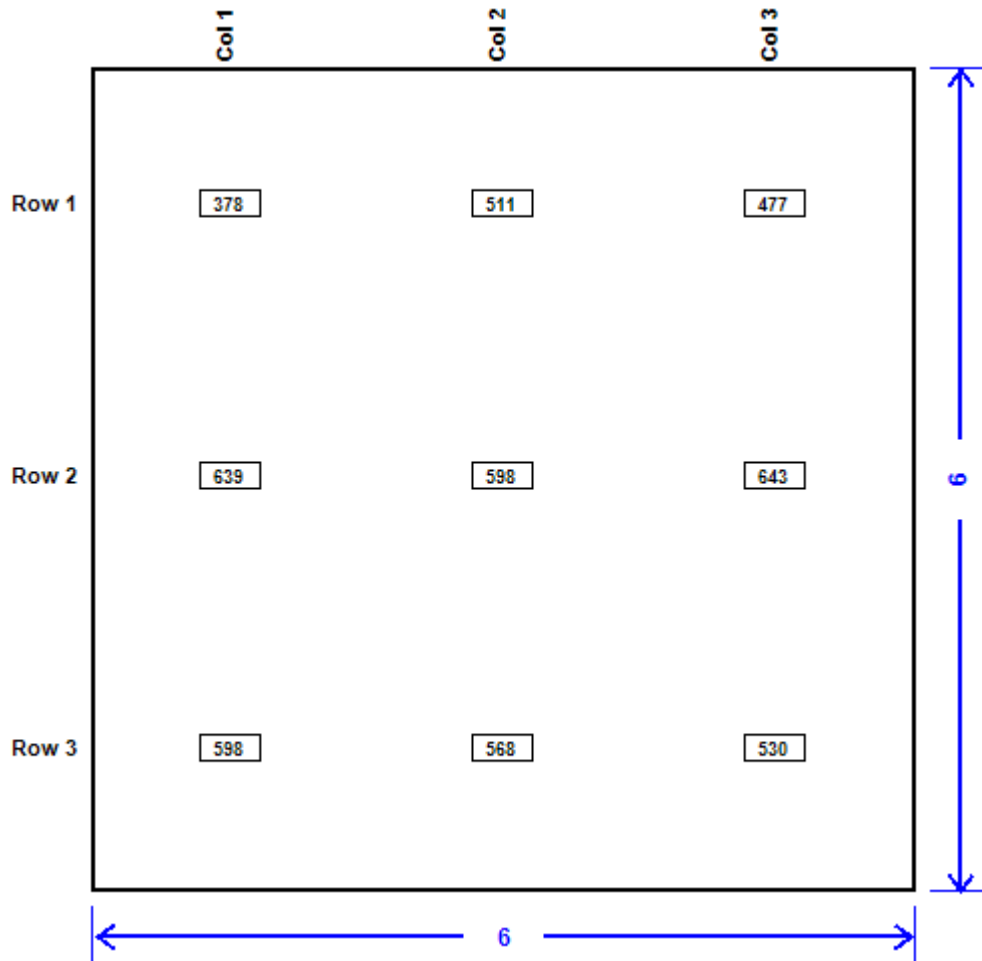
SYSTEM/UNIT: OAU-1/Exhaust Traverse-03

Tested By: Juan Marrero
 Date: 10/25/2024

Unit Data	
Test Location	Exhaust Duct
Type of Traverse	Rectangular
Instrument Used	Airfoil
Outer Height	6.00 in.
Outer Width	6.00 in.
Insulation Width	0.00 in.
Area	0.25 sq. ft.
Number Of Rows	3
Readings Per Row	3
Total Readings	9
Location of Holes 1	Left

Final Data	
Sum of Readings	4942
Average FPM	549 FPM
Actual CFM	137 CFM
Duct Static Press.	-0.39 in. wc

Traverse Data Points



Premier Energy Solutions Inc

Energy Recovery Unit

PROJECT: Towneplace Suites Hotel
 LOCATION: Lake City, FL
 PROJECT #: 1930

DATE: 10/28/2024
 CONTACT: Alejandro Medina
 AUTHOR:

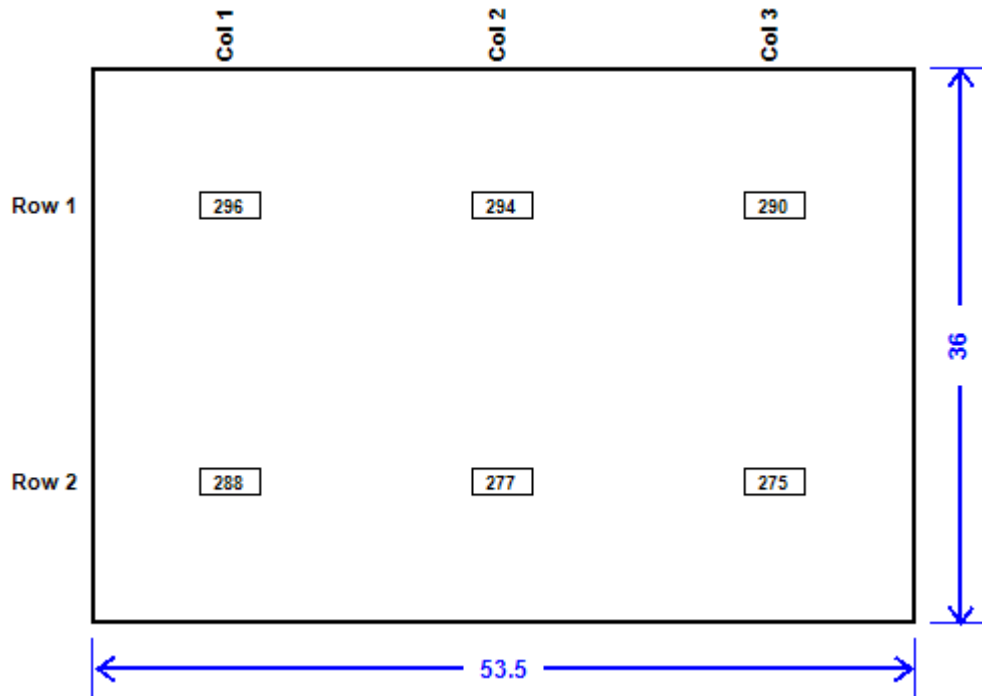
SYSTEM/UNIT: OAU-1/Total Supply Airflow

Tested By: Juan Marrero
 Date: 10/25/2024

Unit Data	
Test Location	Outside Air Intake
Type of Traverse	Rectangular
Instrument Used	Velgrid
Outer Height	36.00 in.
Outer Width	53.50 in.
Insulation Width	0.00 in.
Area	13.38 sq. ft.
Number Of Rows	2
Readings Per Row	3
Total Readings	6
Location of Holes 1	Left

Final Data	
Sum of Readings	1720
Design FPM	280 FPM
Average FPM	287 FPM
Design CFM	3750 CFM
Actual CFM	3840 CFM

Traverse Data Points



Premier Energy Solutions Inc

Energy Recovery Unit

PROJECT: Towneplace Suites Hotel
 LOCATION: Lake City, FL
 PROJECT #: 1930

DATE: 10/28/2024
 CONTACT: Alejandro Medina
 AUTHOR:

OAU-1 Supply Outlet Summary

System/Unit	Area Served	Instrument	Outlet Type	Size LxW / D	AK	Design CFM	Final CFM	% Final Diff.
Outlet-01	Corridor	Flow Hood	A	6"Ø	1.00	75	76	101
Outlet-02	Corridor	Flow Hood	A	6"Ø	1.00	70	71	101
Outlet-03	Lobby	Flow Hood	D	6"Ø	1.00	100	102	102
Outlet-04	Lobby	Flow Hood	D	6"Ø	1.00	100	100	100
Outlet-05	121	Flow Hood	B	4"Ø	1.00	50	51	102
Outlet-06	122	Flow Hood	B	4"Ø	1.00	50	52	104
Outlet-07	Corridor	Flow Hood	D	8"Ø	1.00	130	128	98
Outlet-08	Corridor	Flow Hood	D	8"Ø	1.00	130	127	98
Outlet-09	Corridor	Flow Hood	D	8"Ø	1.00	130	131	101
Outlet-10	Corridor	Flow Hood	D	8"Ø	1.00	135	129	96
Outlet-11	Registry	Flow Hood	D	6"Ø	1.00	95	97	102
Outlet-12	Registry	Flow Hood	D	6"Ø	1.00	100	98	98
Outlet-13	Registry	Flow Hood	D	6"Ø	1.00	100	102	102
Outlet-14	140	Flow Hood	A	10"Ø	1.00	250	251	100
Outlet-15	140	Flow Hood	A	10"Ø	1.00	250	245	98
Outlet-16	140	Flow Hood	A	10"Ø	1.00	250	239	96
Outlet-17	140	Flow Hood	A	10"Ø	1.00	250	266	106
Outlet-18	140	Flow Hood	A	10"Ø	1.00	250	262	105
Outlet-19	140	Flow Hood	A	10"Ø	1.00	250	257	103
Outlet-20	Fitness Room	Flow Hood	A	8"Ø	1.00	185	193	104
Outlet-21	Fitness Room	Flow Hood	A	8"Ø	1.00	190	201	106
Outlet-22	AHU-1.2	AirFoil	Round Duct	6"Ø	0.20	75	76	101
Outlet-23	AHU-1.5	AirFoil	Round Duct	8"Ø	0.35	155	159	103
Outlet-24	U-104	RVA	C	4"Ø	0.20	30	29	97
Outlet-25	U-103	RVA	C	4"Ø	0.20	40	39	98
Outlet-26	U-102	RVA	C	4"Ø	0.20	45	43	96
Outlet-27	U-101	RVA	C	4"Ø	0.20	45	44	98
Outlet-28	U-105	RVA	C	4"Ø	0.20	45	43	96
Outlet-29	U-106	RVA	C	4"Ø	0.20	40	41	103
Outlet-30	AHU-1.3	AirFoil	Round Duct	6"Ø	0.20	105	108	103
Outlet-31	AHU-1.7	AirFoil	Round Duct	6"Ø	0.20	45	46	102
Totals:		-	-	-	-	3765	3806	101

OAU-1 Exhaust Inlet Summary

System/Unit	Area Served	Instrument	Inlet Type	Size LxW / D	AK Factor	Design CFM	Final CFM	% Final Diff.
Inlet-001	U-104	Flow Hood	F	4"Ø	1.00	25	26	104
Inlet-002	U-103	Flow Hood	F	4"Ø	1.00	25	25	100
Inlet-003	U-102	Flow Hood	F	4"Ø	1.00	25	25	100
Inlet-004	U-101	Flow Hood	F	4"Ø	1.00	25	26	104
Inlet-005	U-105	Flow Hood	F	4"Ø	1.00	25	27	108
Inlet-006	U-106	Flow Hood	F	4"Ø	1.00	25	27	108
Inlet-007	U-212	Flow Hood	F	4"Ø	1.00	25	24	96
Inlet-008	U-213	Flow Hood	F	4"Ø	1.00	25	25	100
Inlet-009	U-214	Flow Hood	F	4"Ø	1.00	25	26	104
Inlet-010	U-215	Flow Hood	F	4"Ø	1.00	25	26	104
Inlet-011	U-211	Flow Hood	F	4"Ø	1.00	25	25	100
Inlet-012	U-216	Flow Hood	F	4"Ø	1.00	25	24	96
Inlet-013	U-210	Flow Hood	F	4"Ø	1.00	25	24	96
Inlet-014	U-217	Flow Hood	F	4"Ø	1.00	25	25	100
Inlet-015	U-209	Flow Hood	F	4"Ø	1.00	25	26	104
Inlet-016	U-218	Flow Hood	F	4"Ø	1.00	25	25	100
Inlet-017	U-208	Flow Hood	F	4"Ø	1.00	25	25	100
Inlet-018	U-219	Flow Hood	F	4"Ø	1.00	25	24	96
Inlet-019	U-207	Flow Hood	F	4"Ø	1.00	25	27	108

Premier Energy Solutions Inc

Energy Recovery Unit

PROJECT: Towneplace Suites Hotel
 LOCATION: Lake City, FL
 PROJECT #: 1930

DATE: 10/28/2024
 CONTACT: Alejandro Medina
 AUTHOR:

System/Unit	Area Served	Instrument	Inlet Type	Size LxW / D	AK Factor	Design CFM	Final CFM	% Final Diff.
Inlet-020	U-220	Flow Hood	F	4"Ø	1.00	25	24	96
Inlet-021	U-206	Flow Hood	F	4"Ø	1.00	25	25	100
Inlet-022	U-205	Flow Hood	F	4"Ø	1.00	25	23	92
Inlet-023	U-221	Flow Hood	F	4"Ø	1.00	25	27	108
Inlet-024	U-204	Flow Hood	F	4"Ø	1.00	25	24	96
Inlet-025	U-222	Flow Hood	F	4"Ø	1.00	25	25	100
Inlet-026	U-203	Flow Hood	F	4"Ø	1.00	25	26	104
Inlet-027	U-223	Flow Hood	F	4"Ø	1.00	25	26	104
Inlet-028	U-202	Flow Hood	F	4"Ø	1.00	25	27	108
Inlet-029	U-201	Flow Hood	F	4"Ø	1.00	25	26	104
Inlet-030	U-225	Flow Hood	F	4"Ø	1.00	25	26	104
Inlet-031	U-224	Flow Hood	F	4"Ø	1.00	25	27	108
Inlet-032	U-312	Flow Hood	F	4"Ø	1.00	25	27	108
Inlet-033	U-313	Flow Hood	F	4"Ø	1.00	25	25	100
Inlet-034	U-314	Flow Hood	F	4"Ø	1.00	25	24	96
Inlet-035	U-315	Flow Hood	F	4"Ø	1.00	25	25	100
Inlet-036	U-311	Flow Hood	F	4"Ø	1.00	25	24	96
Inlet-037	U-316	Flow Hood	F	4"Ø	1.00	25	26	104
Inlet-038	U-310	Flow Hood	F	4"Ø	1.00	25	26	104
Inlet-039	U-317	Flow Hood	F	4"Ø	1.00	25	27	108
Inlet-040	U-309	Flow Hood	F	4"Ø	1.00	25	27	108
Inlet-041	U-318	Flow Hood	F	4"Ø	1.00	25	25	100
Inlet-042	U-308	Flow Hood	F	4"Ø	1.00	25	26	104
Inlet-043	U-319	Flow Hood	F	4"Ø	1.00	25	25	100
Inlet-044	U-307	Flow Hood	F	4"Ø	1.00	25	26	104
Inlet-045	U-320	Flow Hood	F	4"Ø	1.00	25	27	108
Inlet-046	U-306	Flow Hood	F	4"Ø	1.00	25	25	100
Inlet-047	U-305	Flow Hood	F	4"Ø	1.00	25	24	96
Inlet-048	U-321	Flow Hood	F	4"Ø	1.00	25	25	100
Inlet-049	U-304	Flow Hood	F	4"Ø	1.00	25	26	104
Inlet-050	U-322	Flow Hood	F	4"Ø	1.00	25	27	108
Inlet-051	U-303	Flow Hood	F	4"Ø	1.00	25	27	108
Inlet-052	U-323	Flow Hood	F	4"Ø	1.00	25	27	108
Inlet-053	U-302	Flow Hood	F	4"Ø	1.00	25	26	104
Inlet-054	U-301	Flow Hood	F	4"Ø	1.00	25	25	100
Inlet-055	U-325	Flow Hood	F	4"Ø	1.00	25	26	104
Inlet-056	U-324	Flow Hood	F	4"Ø	1.00	25	25	100
Inlet-057	U-412	Flow Hood	F	4"Ø	1.00	25	25	100
Inlet-058	U-413	Flow Hood	F	4"Ø	1.00	25	24	96
Inlet-059	U-414	Flow Hood	F	4"Ø	1.00	25	25	100
Inlet-060	U-415	Flow Hood	F	4"Ø	1.00	25	26	104
Inlet-061	U-411	Flow Hood	F	4"Ø	1.00	25	25	100
Inlet-062	U-416	Flow Hood	F	4"Ø	1.00	25	25	100
Inlet-063	U-410	Flow Hood	F	4"Ø	1.00	25	26	104
Inlet-064	U-417	Flow Hood	F	4"Ø	1.00	25	27	108
Inlet-065	U-409	Flow Hood	F	4"Ø	1.00	25	26	104
Inlet-066	U-418	Flow Hood	F	4"Ø	1.00	25	25	100
Inlet-067	U-408	Flow Hood	F	4"Ø	1.00	25	25	100
Inlet-068	U-419	Flow Hood	F	4"Ø	1.00	25	27	108
Inlet-069	U-407	Flow Hood	F	4"Ø	1.00	25	25	100
Inlet-070	U-420	Flow Hood	F	4"Ø	1.00	25	26	104
Inlet-071	U-406	Flow Hood	F	4"Ø	1.00	25	25	100
Inlet-072	U-405	Flow Hood	F	6"Ø	1.00	25	26	104
Inlet-073	U-421	Flow Hood	F	4"Ø	1.00	25	26	104
Inlet-074	U-404	Flow Hood	F	4"Ø	1.00	25	27	108

Premier Energy Solutions Inc

Energy Recovery Unit

PROJECT: Towneplace Suites Hotel
 LOCATION: Lake City, FL
 PROJECT #: 1930

DATE: 10/28/2024
 CONTACT: Alejandro Medina
 AUTHOR:

System/Unit	Area Served	Instrument	Inlet Type	Size LxW / D	AK Factor	Design CFM	Final CFM	% Final Diff.
Inlet-075	U-422	Flow Hood	F	4"Ø	1.00	25	25	100
Inlet-076	U-403	Flow Hood	F	4"Ø	1.00	25	26	104
Inlet-077	U-423	Flow Hood	F	4"Ø	1.00	25	25	100
Inlet-078	U-402	Flow Hood	F	4"Ø	1.00	25	25	100
Inlet-079	U-401	Flow Hood	F	4"Ø	1.00	25	26	104
Inlet-080	U-425	Flow Hood	F	4"Ø	1.00	25	26	104
Inlet-081	U-424	Flow Hood	F	4"Ø	1.00	25	27	108
Inlet-082	U-512	Flow Hood	F	4"Ø	1.00	25	26	104
Inlet-083	U-513	Flow Hood	F	4"Ø	1.00	25	27	108
Inlet-084	U-514	Flow Hood	F	4"Ø	1.00	25	26	104
Inlet-085	U-515	Flow Hood	F	4"Ø	1.00	25	26	104
Inlet-086	U-511	Flow Hood	F	4"Ø	1.00	25	25	100
Inlet-087	U-516	Flow Hood	F	4"Ø	1.00	25	25	100
Inlet-088	U-510	Flow Hood	F	4"Ø	1.00	25	26	104
Inlet-089	U-517	Flow Hood	F	4"Ø	1.00	25	27	108
Inlet-090	U-509	Flow Hood	F	4"Ø	1.00	25	27	108
Inlet-091	U-518	Flow Hood	F	4"Ø	1.00	25	26	104
Inlet-092	U-508	Flow Hood	F	4"Ø	1.00	25	25	100
Inlet-093	U-519	Flow Hood	F	4"Ø	1.00	25	24	96
Inlet-094	U-507	Flow Hood	F	4"Ø	1.00	25	27	108
Inlet-095	U-520	Flow Hood	F	4"Ø	1.00	25	25	100
Inlet-096	U-506	Flow Hood	F	4"Ø	1.00	25	25	100
Inlet-097	U-505	Flow Hood	F	4"Ø	1.00	25	26	104
Inlet-098	U-521	Flow Hood	F	4"Ø	1.00	25	26	104
Inlet-099	U-504	Flow Hood	F	4"Ø	1.00	25	27	108
Inlet-100	U-522	Flow Hood	F	4"Ø	1.00	25	24	96
Inlet-101	U-503	Flow Hood	F	4"Ø	1.00	25	25	100
Inlet-102	U-523	Flow Hood	F	4"Ø	1.00	25	26	104
Inlet-103	U-502	Flow Hood	F	4"Ø	1.00	25	26	104
Inlet-104	U-501	Flow Hood	F	4"Ø	1.00	25	25	100
Inlet-105	U-525	Flow Hood	F	4"Ø	1.00	25	24	96
Inlet-106	U-524	Flow Hood	F	4"Ø	1.00	25	24	96
Totals:	-	-	-	-	-	2650	2712	102

Premier Energy Solutions Inc

Roof Top Unit

PROJECT: Towneplace Suites Hotel
 LOCATION: Lake City, FL
 PROJECT #: 1930

DATE: 10/28/2024
 CONTACT: Alejandro Medina
 AUTHOR:

SYSTEM/UNIT: OAU-2

Tested By: Juan Marrero
 Date: 10/25/2024

Unit Data	
Equipment Location	Roof
Area Served	Guests Units 2nd,3rd,4th & 5th Floor
Unit Manufacturer	Trane
Unit Model Number	OAND600F3-D1B400JN
Unit Serial Number	OA340460-2-1

Starter Data	
OAU-2/Supply Fan	
Overload Manufacturer	Mitsubishi
Overload Size & Rating	VFD

Test Data	
Design Fan CFM	6800 CFM
Actual Fan CFM	7157 CFM
Design Element CFM	6785 CFM
Actual Element CFM	6934 CFM
Design OA CFM	6800 CFM
Actual OA CFM	7157 CFM
Design Return CFM	0 CFM
Actual Return CFM	0 CFM
OAU-2/Supply Fan	
Actual Fan Speed Setting	96.0 %
Actual Motor Hz	57.3 Hz
Motor Volts T1-T2	213 Volts
Motor Volts T2-T3	213 Volts
Motor Volts T1-T3	212 Volts
Motor Amps T1	12.00 Amps
Motor Amps T2	12.10 Amps
Motor Amps T3	12.00 Amps

Motor Data	
OAU-2/Supply Fan	
Motor Manufacturer	Baldor
Motor Frame	184T
Motor HP	5 HP
Motor Phase	3
Motor Hertz	60 Hz
Motor Rated Volts	208 Volts
Motor FL Amps	13.2 Amps
Motor Rated RPM	1750 RPM
Motor Service Factor	1.15
Brake Horsepower	4.25 BHP
Corrected FL Amps	12.91 Amps
Nominal Efficiency	0.895 %
Motor Power Factor	0.800

Sheave Data	
OAU-2/Supply Fan	
Drive Type	DIRECT

Test Pressures	
Actual Total SP	1.07 in. wc
Actual External SP	0.60 in. wc
Total Suction SP	-0.58 in. wc
Total Discharge SP	0.49 in. wc
Ext. Discharge SP	0.49 in. wc
External Suction SP	-0.11 in. wc
O/A Damper Position	100.00 %

Coil Data	
OAU-2/Cooling Coil	
Ent. Air DB Temp Actual	88.30 Deg F
Ent. Air WB Temp Actual	76.80 Deg F
Leav. Air DB Temp Actual	56.50 Deg F
Leav. Air WB Temp Actual	55.20 Deg F
Air Temp Delta T Actual	31.80 Deg F

Premier Energy Solutions Inc

Roof Top Unit

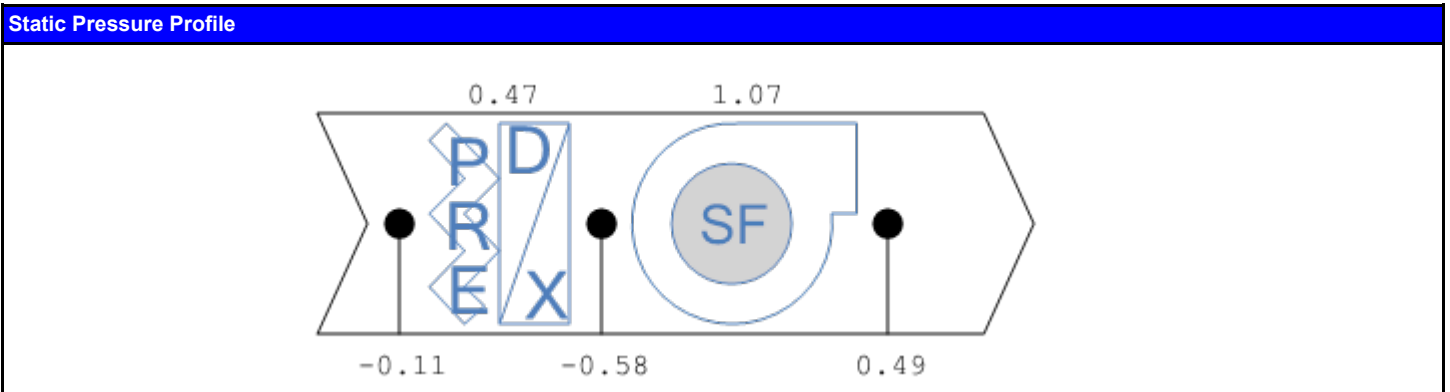
PROJECT: Towneplace Suites Hotel
LOCATION: Lake City, FL
PROJECT #: 1930

DATE: 10/28/2024
CONTACT: Alejandro Medina
AUTHOR:

SYSTEM/UNIT: OAU-2/SPP-01

Tested By: Juan Marrero
Date: 10/25/2024

Test Pressures	
Filter/DX Coil SP In	-0.11 in. w.c.
Filter/DX Coil SP Out	-0.58 in. w.c.
Supply Fan SP In	-0.58 in. w.c.
Supply Fan SP Out	0.49 in. w.c.



Premier Energy Solutions Inc

Roof Top Unit

PROJECT: Towneplace Suites Hotel
 LOCATION: Lake City, FL
 PROJECT #: 1930

DATE: 10/28/2024
 CONTACT: Alejandro Medina
 AUTHOR:

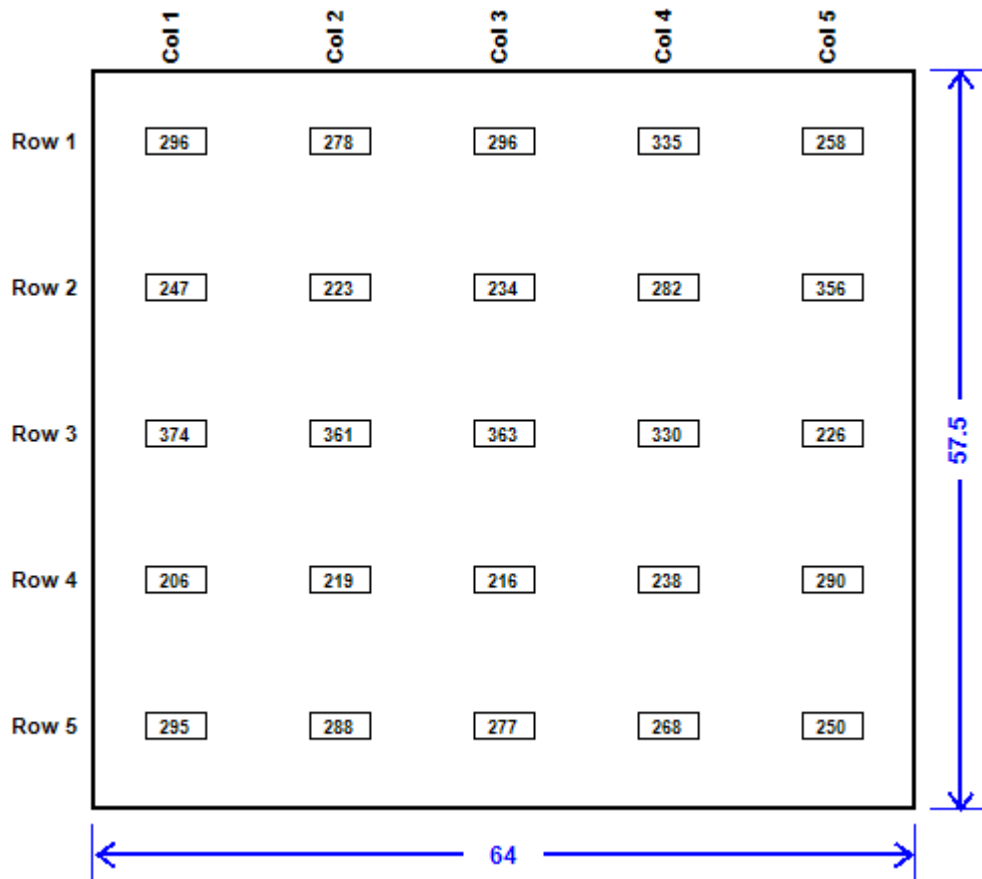
SYSTEM/UNIT: OAU-2/Total Supply Airflow

Tested By: Juan Marrero
 Date: 10/24/2024

Unit Data	
Test Location	Outside Air Intake
Type of Traverse	Rectangular
Instrument Used	Velgrid
Outer Height	57.50 in.
Outer Width	64.00 in.
Insulation Width	0.00 in.
Area	25.56 sq. ft.
Number Of Rows	5
Readings Per Row	5
Total Readings	25
Location of Holes 1	Left

Final Data	
Sum of Readings	7006
Design FPM	266 FPM
Average FPM	280 FPM
Design CFM	6800 CFM
Actual CFM	7157 CFM

Traverse Data Points



Premier Energy Solutions Inc

Roof Top Unit

PROJECT: Towneplace Suites Hotel
 LOCATION: Lake City, FL
 PROJECT #: 1930

DATE: 10/28/2024
 CONTACT: Alejandro Medina
 AUTHOR:

OAU-2 Supply Outlet Summary

System/Unit	Area Served	Instrument	Outlet Type	Size LxW / D	AK	Design CFM	Final CFM	% Final Diff.
Outlet-001	Corridor	Flow Hood	A	4"Ø	1.00	50	53	106
Outlet-002	Corridor	Flow Hood	A	4"Ø	1.00	50	51	102
Outlet-003	204	Flow Hood	B	4"Ø	1.00	50	49	98
Outlet-004	201	Flow Hood	D	6"Ø	1.00	100	107	107
Outlet-005	201	Flow Hood	D	6"Ø	1.00	100	101	101
Outlet-006	202	Flow Hood	A	6"Ø	1.00	100	103	103
Outlet-007	Corridor	Flow Hood	A	4"Ø	1.00	50	52	104
Outlet-008	Storage	Flow Hood	A	6"Ø	1.00	75	77	103
Outlet-009	Corridor	Flow Hood	A	4"Ø	1.00	50	54	108
Outlet-010	207	Flow Hood	A	6"Ø	1.00	75	73	97
Outlet-011	U-212	RVA	C	4"Ø	0.20	40	40	100
Outlet-012	U-213	RVA	C	4"Ø	0.20	45	44	98
Outlet-013	U-214	RVA	C	4"Ø	0.20	45	48	107
Outlet-014	U-215	RVA	C	4"Ø	0.20	40	42	105
Outlet-015	U-211	RVA	C	4"Ø	0.20	40	42	105
Outlet-016	U-216	RVA	C	4"Ø	0.20	40	41	103
Outlet-017	U-210	RVA	C	4"Ø	0.20	30	33	110
Outlet-018	U-217	RVA	C	4"Ø	0.20	30	31	103
Outlet-019	U-209	RVA	C	4"Ø	0.20	40	39	98
Outlet-020	U-218	RVA	C	4"Ø	0.20	30	31	103
Outlet-021	U-208	RVA	C	4"Ø	0.20	40	43	108
Outlet-022	U-219	RVA	C	4"Ø	0.20	40	42	105
Outlet-023	U-207	RVA	C	4"Ø	0.20	40	40	100
Outlet-024	U-220	RVA	C	4"Ø	0.20	40	38	95
Outlet-025	U-206	RVA	C	4"Ø	0.20	35	37	106
Outlet-026	U-205	RVA	C	4"Ø	0.20	35	35	100
Outlet-027	U-204	RVA	C	4"Ø	0.20	30	31	103
Outlet-028	U-221	RVA	C	4"Ø	0.20	45	46	102
Outlet-029	U-222	RVA	C	4"Ø	0.20	30	30	100
Outlet-030	U-203	RVA	C	4"Ø	0.20	30	32	107
Outlet-031	U-223	RVA	C	4"Ø	0.20	30	29	97
Outlet-032	U-202	RVA	C	4"Ø	0.20	40	40	100
Outlet-033	U-201	RVA	C	4"Ø	0.20	45	48	107
Outlet-034	U-225	RVA	C	4"Ø	0.20	45	46	102
Outlet-035	U-224	RVA	C	4"Ø	0.20	40	44	110
Outlet-036	205	Flow Hood	B	4"Ø	1.00	50	48	96
Outlet-037	Corridor	Flow Hood	A	4"Ø	1.00	50	53	106
Outlet-038	Corridor	Flow Hood	A	4"Ø	1.00	50	51	102
Outlet-039	305	Flow Hood	B	4"Ø	1.00	50	55	110
Outlet-040	301	Flow Hood	D	6"Ø	1.00	100	97	97
Outlet-041	301	Flow Hood	D	6"Ø	1.00	100	98	98
Outlet-042	302	Flow Hood	A	6"Ø	1.00	100	95	95
Outlet-043	Corridor	Flow Hood	A	4"Ø	1.00	50	53	106
Outlet-044	Storage	Flow Hood	A	6"Ø	1.00	100	108	108
Outlet-045	Corridor	Flow Hood	A	4"Ø	1.00	50	52	104
Outlet-046	307	Flow Hood	A	6"Ø	1.00	100	102	102
Outlet-047	U-312	RVA	C	4"Ø	0.20	35	36	103
Outlet-048	U-313	RVA	C	4"Ø	0.20	45	44	98
Outlet-049	U-314	RVA	C	4"Ø	0.20	45	47	104
Outlet-050	U-315	RVA	C	4"Ø	0.20	40	42	105
Outlet-051	U-311	RVA	C	4"Ø	0.20	40	41	103
Outlet-052	U-316	RVA	C	4"Ø	0.20	40	38	95
Outlet-053	U-310	RVA	C	4"Ø	0.20	30	33	110
Outlet-054	U-317	RVA	C	4"Ø	0.20	30	31	103

Premier Energy Solutions Inc

Roof Top Unit

PROJECT: Towneplace Suites Hotel
 LOCATION: Lake City, FL
 PROJECT #: 1930

DATE: 10/28/2024
 CONTACT: Alejandro Medina
 AUTHOR:

System/Unit	Area Served	Instrument	Outlet Type	Size LxW / D	AK	Design CFM	Final CFM	% Final Diff.
Outlet-055	U-309	RVA	C	4"Ø	0.20	40	44	110
Outlet-056	U-318	RVA	C	4"Ø	0.20	30	31	103
Outlet-057	U-308	RVA	C	4"Ø	0.20	40	42	105
Outlet-058	U-319	RVA	C	4"Ø	0.20	40	42	105
Outlet-059	U-307	RVA	C	4"Ø	0.20	40	40	100
Outlet-060	U-320	RVA	C	4"Ø	0.20	40	41	103
Outlet-061	U-306	RVA	C	4"Ø	0.20	35	36	103
Outlet-062	U-305	RVA	C	4"Ø	0.20	35	33	94
Outlet-063	U-321	RVA	C	4"Ø	0.20	45	43	96
Outlet-064	U-304	RVA	C	4"Ø	0.20	30	31	103
Outlet-065	U-322	RVA	C	4"Ø	0.20	30	33	110
Outlet-066	U-303	RVA	C	4"Ø	0.20	30	30	100
Outlet-067	U-323	RVA	C	4"Ø	0.20	30	29	97
Outlet-068	U-302	RVA	C	4"Ø	0.20	40	40	100
Outlet-069	U-301	RVA	C	4"Ø	0.20	45	43	96
Outlet-070	U-325	RVA	C	4"Ø	0.20	45	44	98
Outlet-071	U-324	RVA	C	4"Ø	0.20	40	44	110
Outlet-072	Corridor	Flow Hood	A	4"Ø	1.00	50	48	96
Outlet-073	Corridor	Flow Hood	A	4"Ø	1.00	50	53	106
Outlet-074	405	Flow Hood	B	4"Ø	1.00	50	54	108
Outlet-075	404	Flow Hood	B	4"Ø	1.00	50	50	100
Outlet-076	401	Flow Hood	D	6"Ø	1.00	100	101	101
Outlet-077	401	Flow Hood	D	6"Ø	1.00	100	106	106
Outlet-078	402	Flow Hood	A	6"Ø	1.00	100	102	102
Outlet-079	Corridor	Flow Hood	A	4"Ø	1.00	50	52	104
Outlet-080	Storage	Flow Hood	A	6"Ø	1.00	75	73	97
Outlet-081	Corridor	Flow Hood	A	4"Ø	1.00	50	51	102
Outlet-082	407	Flow Hood	A	6"Ø	1.00	75	78	104
Outlet-083	U-412	RVA	C	4"Ø	0.20	35	33	94
Outlet-084	U-413	RVA	C	4"Ø	0.20	45	47	104
Outlet-085	U-414	RVA	C	4"Ø	0.20	45	47	104
Outlet-086	U-415	RVA	C	4"Ø	0.20	40	42	105
Outlet-087	U-411	RVA	C	4"Ø	0.20	40	40	100
Outlet-088	U-416	RVA	C	4"Ø	0.20	40	38	95
Outlet-089	U-410	RVA	C	4"Ø	0.20	30	31	103
Outlet-090	U-417	RVA	C	4"Ø	0.20	30	29	97
Outlet-091	U-409	RVA	C	4"Ø	0.20	40	41	103
Outlet-092	U-418	RVA	C	4"Ø	0.20	30	30	100
Outlet-093	U-408	RVA	C	4"Ø	0.20	40	42	105
Outlet-094	U-419	RVA	C	4"Ø	0.20	40	42	105
Outlet-095	U-407	RVA	C	4"Ø	0.20	40	41	103
Outlet-096	U-420	RVA	C	4"Ø	0.20	40	38	95
Outlet-097	U-406	RVA	C	4"Ø	0.20	35	38	109
Outlet-098	U-405	RVA	C	4"Ø	0.20	35	38	109
Outlet-099	U-421	RVA	C	4"Ø	0.20	45	46	102
Outlet-100	U-404	RVA	C	4"Ø	0.20	30	30	100
Outlet-101	U-422	RVA	C	4"Ø	0.20	30	29	97
Outlet-102	U-403	RVA	C	4"Ø	0.20	30	33	110
Outlet-103	U-423	RVA	C	4"Ø	0.20	30	31	103
Outlet-104	U-402	RVA	C	4"Ø	0.20	40	43	108
Outlet-105	U-401	RVA	C	4"Ø	0.20	45	43	96
Outlet-106	U-425	RVA	C	4"Ø	0.20	45	49	109
Outlet-107	U-424	RVA	C	4"Ø	0.20	40	42	105
Outlet-108	Corridor	Flow Hood	A	4"Ø	1.00	50	49	98
Outlet-109	Corridor	Flow Hood	A	4"Ø	1.00	50	48	96

Premier Energy Solutions Inc

Roof Top Unit

PROJECT: Towneplace Suites Hotel
 LOCATION: Lake City, FL
 PROJECT #: 1930

DATE: 10/28/2024
 CONTACT: Alejandro Medina
 AUTHOR:

System/Unit	Area Served	Instrument	Outlet Type	Size LxW / D	AK	Design CFM	Final CFM	% Final Diff.
Outlet-110	505	Flow Hood	B	4"Ø	1.00	50	51	102
Outlet-111	504	Flow Hood	B	4"Ø	1.00	50	55	110
Outlet-112	501	Flow Hood	D	8"Ø	1.00	115	122	106
Outlet-113	501	Flow Hood	D	8"Ø	1.00	120	123	103
Outlet-114	502	Flow Hood	A	6"Ø	1.00	100	105	105
Outlet-115	Corridor	Flow Hood	A	4"Ø	1.00	50	54	108
Outlet-116	Storage	Flow Hood	A	6"Ø	1.00	75	72	96
Outlet-117	Corridor	Flow Hood	A	4"Ø	1.00	50	48	96
Outlet-118	507	Flow Hood	A	6"Ø	1.00	75	77	103
Outlet-119	U-512	RVA	C	4"Ø	0.20	35	38	109
Outlet-120	U-513	RVA	C	4"Ø	0.20	45	44	98
Outlet-121	U-514	RVA	C	4"Ø	0.20	45	46	102
Outlet-122	U-515	RVA	C	4"Ø	0.20	40	44	110
Outlet-123	U-511	RVA	C	4"Ø	0.20	40	40	100
Outlet-124	U-516	RVA	C	4"Ø	0.20	40	41	103
Outlet-125	U-510	RVA	C	4"Ø	0.20	30	32	107
Outlet-126	U-517	RVA	C	4"Ø	0.20	30	31	103
Outlet-127	U-509	RVA	C	4"Ø	0.20	40	39	98
Outlet-128	U-518	RVA	C	4"Ø	0.20	30	33	110
Outlet-129	U-508	RVA	C	4"Ø	0.20	40	40	100
Outlet-130	U-519	RVA	C	4"Ø	0.20	40	38	95
Outlet-131	U-507	RVA	C	4"Ø	0.20	40	41	103
Outlet-132	U-520	RVA	C	4"Ø	0.20	40	43	108
Outlet-133	U-506	RVA	C	4"Ø	0.20	35	37	106
Outlet-134	U-505	RVA	C	4"Ø	0.20	35	32	91
Outlet-135	U-521	RVA	C	4"Ø	0.20	45	44	98
Outlet-136	U-504	RVA	C	4"Ø	0.20	30	31	103
Outlet-137	U-522	RVA	C	4"Ø	0.20	30	32	107
Outlet-138	U-503	RVA	C	4"Ø	0.20	30	28	93
Outlet-139	U-523	RVA	C	4"Ø	0.20	30	29	97
Outlet-140	U-502	RVA	C	4"Ø	0.20	40	41	103
Outlet-141	U-501	RVA	C	4"Ø	0.20	45	44	98
Outlet-142	U-525	RVA	C	4"Ø	0.20	45	43	96
Outlet-143	U-524	RVA	C	4"Ø	0.20	25	26	104
Totals:		-	-	-	-	6785	6934	102

Premier Energy Solutions Inc

Air Handling Unit

PROJECT: Towneplace Suites Hotel
 LOCATION: Lake City, FL
 PROJECT #: 1930

DATE: 10/28/2024
 CONTACT: Alejandro Medina
 AUTHOR:

SYSTEM/UNIT: AHU-1.1

Tested By: Juan Marrero
 Date: 10/25/2024

Unit Data	
Area Served	Community/Flex
Equipment Location	Mech. Room 132
Unit Manufacturer	Trane
Unit Model Number	GAM5BOC48M41EAB
Unit Serial Number	23041GWD1V

Starter Data	
AHU-1.1/Supply Fan	
Overload Size & Rating	Thermally Protected

Test Data	
Design Fan CFM	1600 CFM
Actual Fan CFM	1475 CFM
Design Element CFM	1600 CFM
Actual Element CFM	1475 CFM
Design OA CFM	0 CFM
Actual OA CFM	0 CFM
Design Return CFM	1600 CFM
Actual Return CFM	1475 CFM
AHU-1.1/Supply Fan	
Actual Fan Speed Setting	High
Motor Volts T1-T2	213 Volts
Motor Amps T1	5.10 Amps

Motor Data	
AHU-1.1/Supply Fan	
Motor HP	3/4 HP
Motor Phase	1
Motor Hertz	60 Hz
Motor Rated Volts	208 Volts
Motor FL Amps	6 Amps
Brake Horsepower	0.44 BHP
Corrected FL Amps	5.86 Amps
Nominal Efficiency	0.600 %
Motor Power Factor	0.500

Sheave Data	
AHU-1.1/Supply Fan	
Drive Type	DIRECT

Test Pressures	
Actual Total SP	0.94 in. wc
Actual External SP	0.67 in. wc
Total Suction SP	-0.55 in. wc
Total Discharge SP	0.39 in. wc
Ext. Discharge SP	0.39 in. wc
Ext. Suction SP	-0.28 in. wc

Coil Data	
AHU-1.1/Cooling Coil	
Ent. Air DB Temp Actual	74.10 Deg F
Ent. Air WB Temp Actual	62.70 Deg F
Leav. Air DB Temp Actual	57.80 Deg F
Leav. Air WB Temp Actual	54.40 Deg F
Air Temp Delta T Actual	16.30 Deg F

Premier Energy Solutions Inc

Air Handling Unit

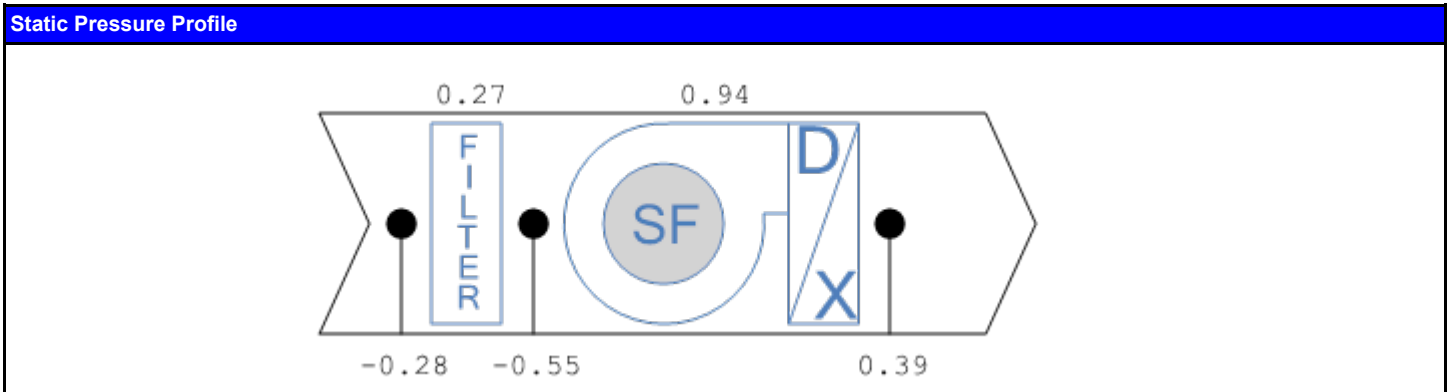
PROJECT: Towneplace Suites Hotel
 LOCATION: Lake City, FL
 PROJECT #: 1930

DATE: 10/28/2024
 CONTACT: Alejandro Medina
 AUTHOR:

SYSTEM/UNIT: AHU-1.1/SPP-01

Tested By: Juan Marrero
 Date: 10/25/2024

Test Pressures	
Filter SP In	-0.28 in. w.c.
Filter SP Out	-0.55 in. w.c.
Supply Fan/DX Coil SP In	-0.55 in. w.c.
Supply Fan/DX Coil SP Out	0.39 in. w.c.



AHU-1.1 Supply Outlet Summary

System/Unit	Area Served	Instrument	Outlet Type	Size LxW / D	AK	Design CFM	Final CFM	% Final Diff.
Outlet-01	128	Flow Hood	D	8"Ø	1.00	110	106	96
Outlet-02	128	Flow Hood	D	8"Ø	1.00	110	104	95
Outlet-03	127	Flow Hood	D	8"Ø	1.00	125	115	92
Outlet-04	127	Flow Hood	D	8"Ø	1.00	125	113	90
Outlet-05	127	Flow Hood	D	8"Ø	1.00	125	114	91
Outlet-06	127	Flow Hood	D	8"Ø	1.00	125	113	90
Outlet-07	128	Flow Hood	D	8"Ø	1.00	110	100	91
Outlet-08	128	Flow Hood	D	8"Ø	1.00	110	101	92
Outlet-09	128	Flow Hood	D	8"Ø	1.00	110	104	95
Outlet-10	128	Flow Hood	D	8"Ø	1.00	110	99	90
Outlet-11	128	Flow Hood	D	8"Ø	1.00	110	103	94
Outlet-12	128	Flow Hood	D	8"Ø	1.00	110	101	92
Outlet-13	128	Flow Hood	D	8"Ø	1.00	110	102	93
Outlet-14	128	Flow Hood	D	8"Ø	1.00	110	100	91
Totals:	-	-	-	-	-	1600	1475	92

Premier Energy Solutions Inc

Air Handling Unit

PROJECT: Towneplace Suites Hotel
 LOCATION: Lake City, FL
 PROJECT #: 1930

DATE: 10/28/2024
 CONTACT: Alejandro Medina
 AUTHOR:

SYSTEM/UNIT: AHU-1.2

Tested By: Juan Marrero
 Date: 10/25/2024

Unit Data	
Area Served	Lobby/Offices
Equipment Location	Mechanical Closet Vestibule
Unit Manufacturer	Trane
Unit Model Number	GAM5B0C60M51EAB
Unit Serial Number	23183NU51V

Starter Data	
AHU-1.2/Supply Fan	
Overload Size & Rating	Thermally Protected

Test Data	
Design Fan CFM	2000 CFM
Actual Fan CFM	1960 CFM
Design Element CFM	2000 CFM
Actual Element CFM	1960 CFM
Design OA CFM	75 CFM
Actual OA CFM	78 CFM
Design Return CFM	1925 CFM
Actual Return CFM	1882 CFM
AHU-1.2/Supply Fan	
Actual Fan Speed Setting	High
Motor Volts T1-T2	212 Volts
Motor Amps T1	6.90 Amps

Motor Data	
AHU-1.2/Supply Fan	
Motor HP	1 HP
Motor Phase	1
Motor Hertz	60 Hz
Motor Rated Volts	208 Volts
Motor FL Amps	7.6 Amps
Brake Horsepower	1.41 BHP
Corrected FL Amps	7.46 Amps
Nominal Efficiency	0.900 %
Motor Power Factor	0.800

Sheave Data	
AHU-1.2/Supply Fan	
Drive Type	DIRECT

Test Pressures	
Actual Total SP	1.14 in. wc
Actual External SP	0.82 in. wc
Total Suction SP	-0.77 in. wc
Total Discharge SP	0.37 in. wc
Ext. Discharge SP	0.37 in. wc
Ext. Suction SP	-0.45 in. wc
O/A Damper Position	75.00 %

Coil Data	
AHU-1.2/Cooling Coil	
Ent. Air DB Temp Actual	74.30 Deg F
Ent. Air WB Temp Actual	61.50 Deg F
Leav. Air DB Temp Actual	56.50 Deg F
Leav. Air WB Temp Actual	53.50 Deg F
Air Temp Delta T Actual	17.80 Deg F

Premier Energy Solutions Inc

Air Handling Unit

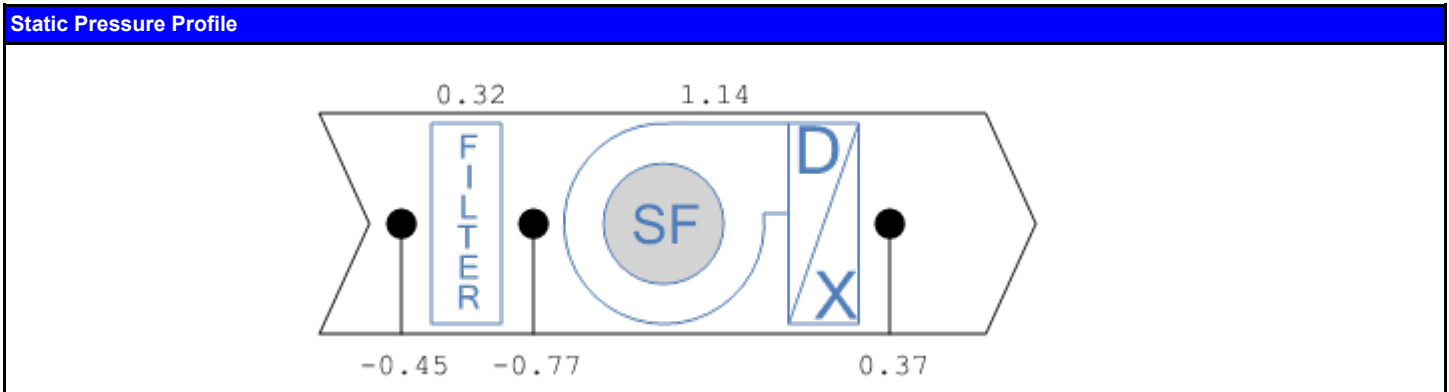
PROJECT: Towneplace Suites Hotel
LOCATION: Lake City, FL
PROJECT #: 1930

DATE: 10/28/2024
CONTACT: Alejandro Medina
AUTHOR:

SYSTEM/UNIT: AHU-1.2/SPP-01

Tested By: Juan Marrero
Date: 10/25/2024

Test Pressures	
Filter SP In	-0.45 in. w.c.
Filter SP Out	-0.77 in. w.c.
Supply Fan/DX Coil SP In	-0.77 in. w.c.
Supply Fan/DX Coil SP Out	0.37 in. w.c.



Premier Energy Solutions Inc

Air Handling Unit

PROJECT: Towneplace Suites Hotel
 LOCATION: Lake City, FL
 PROJECT #: 1930

DATE: 10/28/2024
 CONTACT: Alejandro Medina
 AUTHOR:

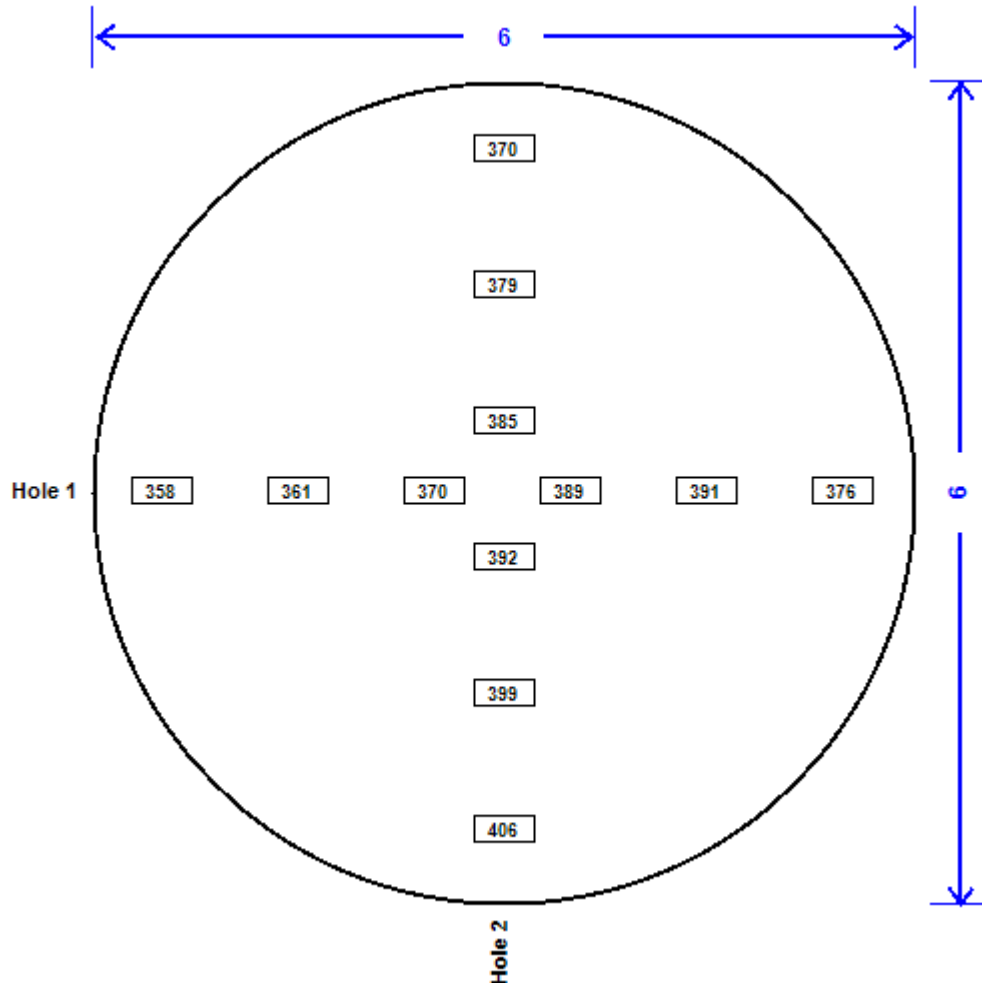
SYSTEM/UNIT: AHU-1.2/Outside Air

Tested By: Juan Marrero
 Date: 10/25/2024

Unit Data	
Test Location	Outside Air Duct
Type of Traverse	Round
Instrument Used	Airfoil
Diameter	6.00 in.
Insulation Width	0.00 in.
Area	0.20 sq. ft.
Number Of Rows	2
Readings Per Row	6
Total Readings	12
Location of Holes 1	Left
Location of Holes 2	Bottom

Final Data	
Sum of Readings	4576
Design FPM	375 FPM
Average FPM	381 FPM
Design CFM	75 CFM
Actual CFM	76 CFM
Duct Static Press.	-0.15 in. wc

Traverse Data Points



Premier Energy Solutions Inc

Air Handling Unit

PROJECT: Towneplace Suites Hotel
 LOCATION: Lake City, FL
 PROJECT #: 1930

DATE: 10/28/2024
 CONTACT: Alejandro Medina
 AUTHOR:

AHU-1.2 Supply Outlet Summary

System/Unit	Area Served	Instrument	Outlet Type	Size LxW / D	AK	Design CFM	Final CFM	% Final Diff.
Outlet-01	105	Flow Hood	A	8"Ø	1.00	150	146	97
Outlet-02	101	Flow Hood	D	6"Ø	1.00	100	101	101
Outlet-03	106	Flow Hood	A	8"Ø	1.00	125	127	102
Outlet-04	103	Flow Hood	D	8"Ø	1.00	110	108	98
Outlet-05	103	Flow Hood	D	8"Ø	1.00	120	111	93
Outlet-06	103	Flow Hood	D	8"Ø	1.00	120	122	102
Outlet-07	103	Flow Hood	D	8"Ø	1.00	120	115	96
Outlet-08	Vestibule	Flow Hood	D	8"Ø	1.00	110	111	101
Outlet-09	Corridor	Flow Hood	A	8"Ø	1.00	150	146	97
Outlet-10	107a	Flow Hood	B	4"Ø	1.00	25	24	96
Outlet-11	Corridor	Flow Hood	A	8"Ø	1.00	150	152	101
Outlet-12	103	Flow Hood	D	8"Ø	1.00	120	114	95
Outlet-13	103	Flow Hood	D	8"Ø	1.00	120	117	98
Outlet-14	103	Flow Hood	D	8"Ø	1.00	120	120	100
Outlet-15	103	Flow Hood	D	8"Ø	1.00	120	123	103
Outlet-16	103	Flow Hood	D	8"Ø	1.00	120	113	94
Outlet-17	103	Flow Hood	D	8"Ø	1.00	120	110	92
Totals:		-	-	-	-	2000	1960	98

Premier Energy Solutions Inc

Air Handling Unit

PROJECT: Towneplace Suites Hotel
 LOCATION: Lake City, FL
 PROJECT #: 1930

DATE: 10/28/2024
 CONTACT: Alejandro Medina
 AUTHOR:

SYSTEM/UNIT: AHU-1.3

Tested By: Juan Marrero
 Date: 10/25/2024

Unit Data	
Area Served	Food Prep/Guest Laundry
Equipment Location	Mechanical Closet Food Prep
Unit Manufacturer	Trane
Unit Model Number	GAM5B0B30M21EAB
Unit Serial Number	23192MU11V

Starter Data	
AHU-1.3/Supply Fan	
Overload Size & Rating	Thermally Protected

Test Data	
Design Fan CFM	1000 CFM
Actual Fan CFM	995 CFM
Design Element CFM	1000 CFM
Actual Element CFM	995 CFM
Design OA CFM	105 CFM
Actual OA CFM	108 CFM
Design Return CFM	895 CFM
Actual Return CFM	887 CFM
AHU-1.3/Supply Fan	
Actual Fan Speed Setting	Medium
Motor Volts T1-T2	210 Volts
Motor Amps T1	1.40 Amps

Motor Data	
AHU-1.3/Supply Fan	
Motor HP	1/3 HP
Motor Phase	1
Motor Hertz	60 Hz
Motor Rated Volts	208 Volts
Motor FL Amps	2.8 Amps
Brake Horsepower	0.12 BHP
Corrected FL Amps	2.77 Amps
Nominal Efficiency	0.600 %
Motor Power Factor	0.500

Sheave Data	
AHU-1.3/Supply Fan	
Drive Type	DIRECT

Test Pressures	
Actual Total SP	0.55 in. wc
Actual External SP	0.27 in. wc
Total Suction SP	-0.41 in. wc
Total Discharge SP	0.14 in. wc
Ext. Discharge SP	0.14 in. wc
Ext. Suction SP	-0.13 in. wc
O/A Damper Position	100.00 %

Coil Data	
AHU-1.3/Cooling Coil	
Ent. Air DB Temp Actual	70.10 Deg F
Ent. Air WB Temp Actual	59.20 Deg F
Leav. Air DB Temp Actual	52.10 Deg F
Leav. Air WB Temp Actual	49.70 Deg F
Air Temp Delta T Actual	18.00 Deg F

Premier Energy Solutions Inc

Air Handling Unit

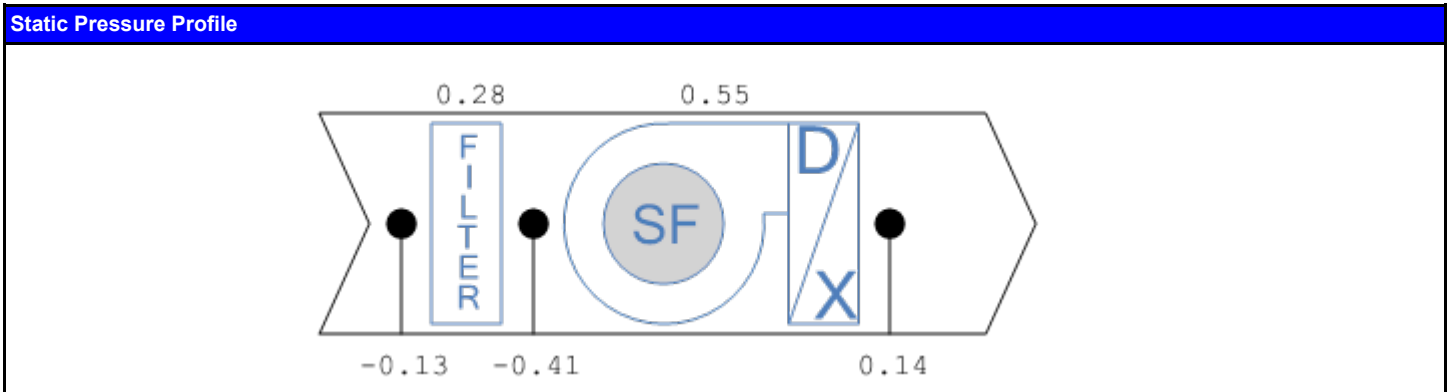
PROJECT: Towneplace Suites Hotel
LOCATION: Lake City, FL
PROJECT #: 1930

DATE: 10/28/2024
CONTACT: Alejandro Medina
AUTHOR:

SYSTEM/UNIT: AHU-1.3/SPP-01

Tested By: Juan Marrero
Date: 10/25/2024

Test Pressures	
Filter SP In	-0.13 in. w.c.
Filter SP Out	-0.41 in. w.c.
Supply Fan/DX Coil SP In	-0.41 in. w.c.
Supply Fan/DX Coil SP Out	0.14 in. w.c.



Premier Energy Solutions Inc

Air Handling Unit

PROJECT: Towneplace Suites Hotel
 LOCATION: Lake City, FL
 PROJECT #: 1930

DATE: 10/28/2024
 CONTACT: Alejandro Medina
 AUTHOR:

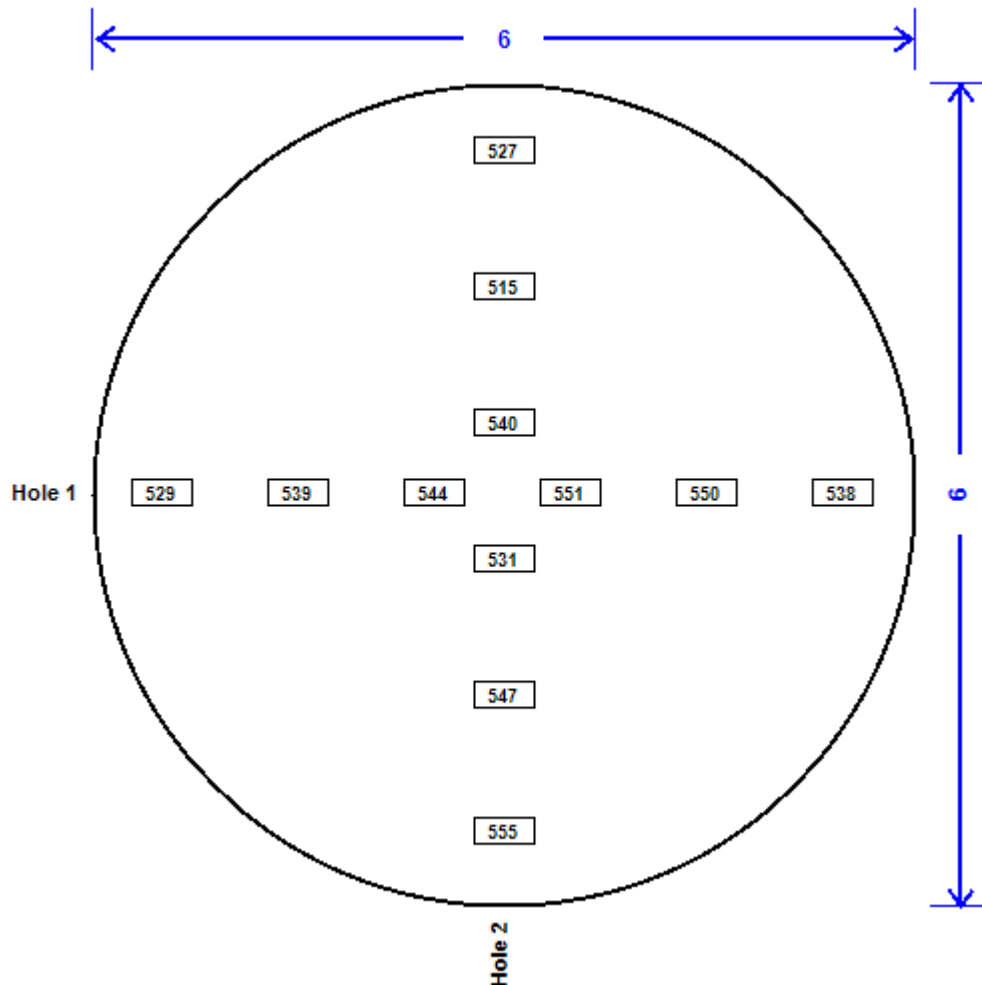
SYSTEM/UNIT: AHU-1.3/Outside Air

Tested By: Juan Marrero
 Date: 10/25/2024

Unit Data	
Test Location	Outside Air Intake
Type of Traverse	Round
Instrument Used	Airfoil
Diameter	6.00 in.
Insulation Width	0.00 in.
Area	0.20 sq. ft.
Number Of Rows	2
Readings Per Row	6
Total Readings	12
Location of Holes 1	Left
Location of Holes 2	Bottom

Final Data	
Sum of Readings	6466
Design FPM	525 FPM
Average FPM	539 FPM
Design CFM	105 CFM
Actual CFM	108 CFM
Duct Static Press.	-0.19 in. wc

Traverse Data Points



Premier Energy Solutions Inc

Air Handling Unit

PROJECT: Towneplace Suites Hotel
 LOCATION: Lake City, FL
 PROJECT #: 1930

DATE: 10/28/2024
 CONTACT: Alejandro Medina
 AUTHOR:

AHU-1.3 Supply Outlet Summary

System/Unit	Area Served	Instrument	Outlet Type	Size LxW / D	AK	Design CFM	Final CFM	% Final Diff.
Outlet-01	129	Flow Hood	A	10"Ø	1.00	250	239	96
Outlet-02	129	Flow Hood	A	10"Ø	1.00	250	244	98
Outlet-03	112	Flow Hood	A	10"Ø	1.00	200	186	93
Outlet-04	128	Flow Hood	D	6"Ø	1.00	100	108	108
Outlet-05	128	Flow Hood	D	6"Ø	1.00	100	108	108
Outlet-06	128	Flow Hood	D	6"Ø	1.00	100	110	110
Totals:		-	-	-	-	1000	995	100

SYSTEM/UNIT: AHU-1.4

Tested By: Juan Marrero
 Date: 10/25/2024

Unit Data	
Area Served	Fitness Room
Equipment Location	Mechanical Closet Fitness Room
Unit Manufacturer	Trane
Unit Model Number	GAM5B0C42M31EAB
Unit Serial Number	23333PAX1V

Starter Data	
AHU-1.4/Supply Fan	
Overload Size & Rating	Thermally Protected

Test Data	
Design Fan CFM	1400 CFM
Actual Fan CFM	1363 CFM
Design Element CFM	1400 CFM
Actual Element CFM	1363 CFM
Design OA CFM	0 CFM
Actual OA CFM	0 CFM
Design Return CFM	1400 CFM
Actual Return CFM	1363 CFM
AHU-1.4/Supply Fan	
Actual Fan Speed Setting	Medium
Motor Volts T1-T2	211 Volts
Motor Amps T1	2.60 Amps

Motor Data	
AHU-1.4/Supply Fan	
Motor HP	1/2 HP
Motor Phase	1
Motor Hertz	60 Hz
Motor Rated Volts	208 Volts
Motor FL Amps	4.1 Amps
Brake Horsepower	0.22 BHP
Corrected FL Amps	4.04 Amps
Nominal Efficiency	0.600 %
Motor Power Factor	0.500

Sheave Data	
AHU-1.4/Supply Fan	
Drive Type	DIRECT

Test Pressures	
Actual Total SP	0.66 in. wc
Actual External SP	0.35 in. wc
Total Suction SP	-0.55 in. wc
Total Discharge SP	0.11 in. wc
Ext. Discharge SP	0.11 in. wc
Ext. Suction SP	-0.24 in. wc

Coil Data	
AHU-1.4/Cooling Coil	
Ent. Air DB Temp Actual	75.20 Deg F
Ent. Air WB Temp Actual	66.70 Deg F
Leav. Air DB Temp Actual	56.10 Deg F
Leav. Air WB Temp Actual	55.40 Deg F
Air Temp Delta T Actual	19.10 Deg F

Premier Energy Solutions Inc

Air Handling Unit

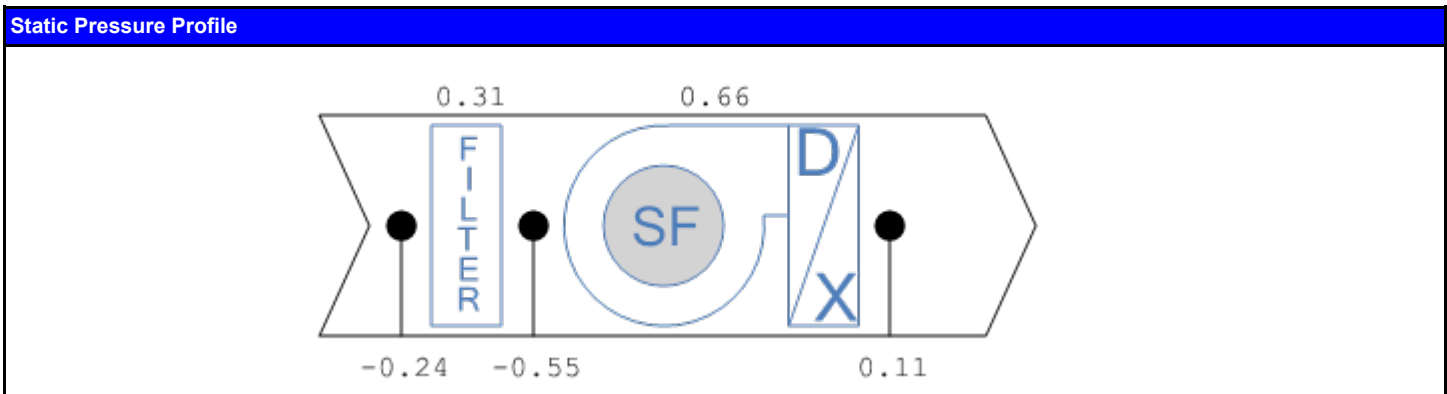
PROJECT: Towneplace Suites Hotel
 LOCATION: Lake City, FL
 PROJECT #: 1930

DATE: 10/28/2024
 CONTACT: Alejandro Medina
 AUTHOR:

SYSTEM/UNIT: AHU-1.4/SPP-01

Tested By: Juan Marrero
 Date: 10/25/2024

Test Pressures	
Filter SP In	-0.24 in. w.c.
Filter SP Out	-0.55 in. w.c.
Supply Fan/DX Coil SP In	-0.55 in. w.c.
Supply Fan/DX Coil SP Out	0.11 in. w.c.



AHU-1.4 Supply Outlet Summary

System/Unit	Area Served	Instrument	Outlet Type	Size LxW / D	AK	Design CFM	Final CFM	% Final Diff.
Outlet-01	Fitness Room	Flow Hood	A	10"Ø	1.00	280	279	100
Outlet-02	Fitness Room	Flow Hood	A	10"Ø	1.00	280	265	95
Outlet-03	Fitness Room	Flow Hood	A	10"Ø	1.00	280	267	95
Outlet-04	Fitness Room	Flow Hood	A	10"Ø	1.00	280	296	106
Outlet-05	Fitness Room	Flow Hood	A	10"Ø	1.00	280	256	91
Totals:		-	-	-	-	1400	1363	97

Premier Energy Solutions Inc

Air Handling Unit

PROJECT: Towneplace Suites Hotel
 LOCATION: Lake City, FL
 PROJECT #: 1930

DATE: 10/28/2024
 CONTACT: Alejandro Medina
 AUTHOR:

SYSTEM/UNIT: AHU-1.5

Tested By: Juan Marrero
 Date: 10/25/2024

Unit Data	
Area Served	Laundry
Equipment Location	Linen Storage
Unit Manufacturer	Trane
Unit Model Number	GAM5B0C60M51EAB
Unit Serial Number	23183H8N1V

Starter Data	
AHU-1.5/Supply Fan	
Overload Size & Rating	Thermally Protected

Test Data	
Design Fan CFM	2000 CFM
Actual Fan CFM	2012 CFM
Design Element CFM	2000 CFM
Actual Element CFM	2012 CFM
Design OA CFM	155 CFM
Actual OA CFM	159 CFM
Design Return CFM	1845 CFM
Actual Return CFM	1853 CFM
AHU-1.5/Supply Fan	
Actual Fan Speed Setting	High
Motor Volts T1-T2	210 Volts
Motor Amps T1	6.30 Amps

Motor Data	
AHU-1.5/Supply Fan	
Motor HP	1 HP
Motor Phase	1
Motor Hertz	60 Hz
Motor Rated Volts	208 Volts
Motor FL Amps	7.6 Amps
Brake Horsepower	1.28 BHP
Corrected FL Amps	7.53 Amps
Nominal Efficiency	0.900 %
Motor Power Factor	0.800

Sheave Data	
AHU-1.5/Supply Fan	
Drive Type	DIRECT

Test Pressures	
Actual Total SP	1.12 in. wc
Actual External SP	0.78 in. wc
Total Suction SP	-0.74 in. wc
Total Discharge SP	0.38 in. wc
Ext. Discharge SP	0.38 in. wc
Ext. Suction SP	-0.40 in. wc
O/A Damper Position	50.00 %

Coil Data	
AHU-1.5/Cooling Coil	
Ent. Air DB Temp Actual	73.90 Deg F
Ent. Air WB Temp Actual	65.00 Deg F
Leav. Air DB Temp Actual	57.20 Deg F
Leav. Air WB Temp Actual	56.20 Deg F
Air Temp Delta T Actual	16.70 Deg F

Premier Energy Solutions Inc

Air Handling Unit

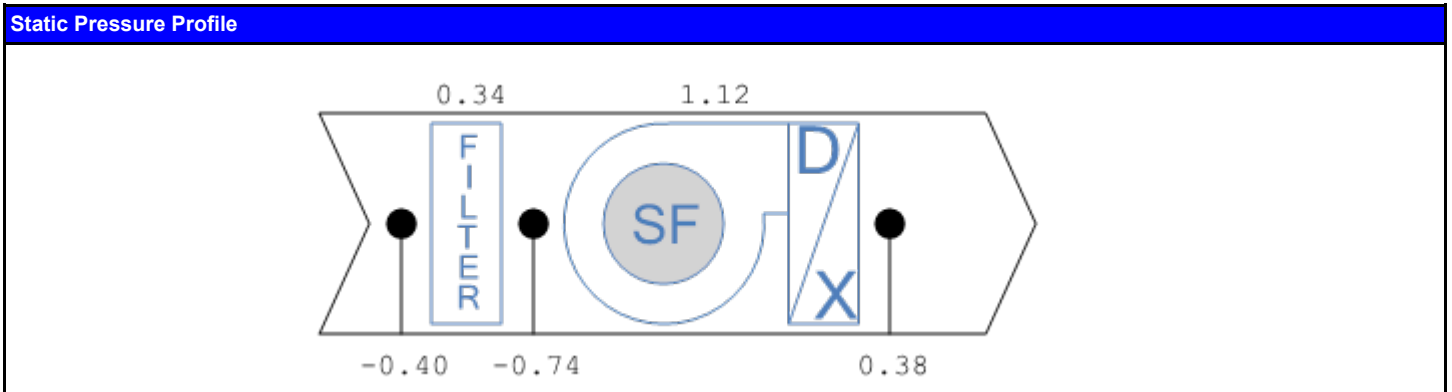
PROJECT: Towneplace Suites Hotel
LOCATION: Lake City, FL
PROJECT #: 1930

DATE: 10/28/2024
CONTACT: Alejandro Medina
AUTHOR:

SYSTEM/UNIT: AHU-1.5/SPP-01

Tested By: Juan Marrero
Date: 10/25/2024

Test Pressures	
Filter SP In	-0.40 in. w.c.
Filter SP Out	-0.74 in. w.c.
Supply Fan/DX Coil SP In	-0.74 in. w.c.
Supply Fan/DX Coil SP Out	0.38 in. w.c.



Premier Energy Solutions Inc

Air Handling Unit

PROJECT: Towneplace Suites Hotel
 LOCATION: Lake City, FL
 PROJECT #: 1930

DATE: 10/28/2024
 CONTACT: Alejandro Medina
 AUTHOR:

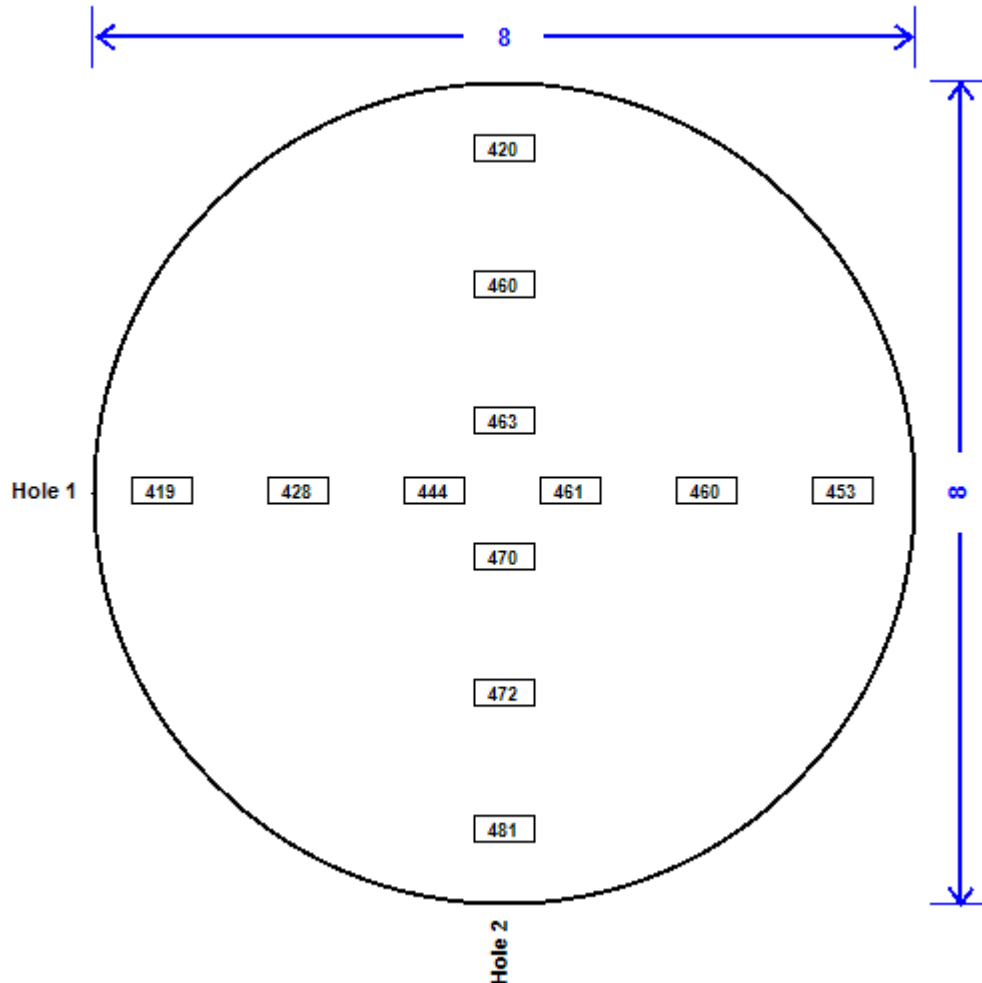
SYSTEM/UNIT: AHU-1.5/Outside Air

Tested By: Juan Marrero
 Date: 10/25/2024

Unit Data	
Test Location	Outside Air
Type of Traverse	Round
Instrument Used	Airfoil
Diameter	8.00 in.
Insulation Width	0.00 in.
Area	0.35 sq. ft.
Number Of Rows	2
Readings Per Row	6
Total Readings	12
Location of Holes 1	Left
Location of Holes 2	Bottom

Final Data	
Sum of Readings	5431
Design FPM	443 FPM
Average FPM	453 FPM
Design CFM	155 CFM
Actual CFM	159 CFM
Duct Static Press.	-0.18 in. wc

Traverse Data Points



Premier Energy Solutions Inc

Air Handling Unit

PROJECT: Towneplace Suites Hotel
 LOCATION: Lake City, FL
 PROJECT #: 1930

DATE: 10/28/2024
 CONTACT: Alejandro Medina
 AUTHOR:

AHU-1.5 Supply Outlet Summary

System/Unit	Area Served	Instrument	Outlet Type	Size LxW / D	AK	Design CFM	Final CFM	% Final Diff.
Outlet-01	111	Flow Hood	A	6"Ø	1.00	100	93	93
Outlet-02	113	Flow Hood	A	6"Ø	1.00	100	99	99
Outlet-03	112	Flow Hood	A	10"Ø	1.00	240	258	108
Outlet-04	112	Flow Hood	A	10"Ø	1.00	240	261	109
Outlet-05	112	Flow Hood	A	10"Ø	1.00	240	222	93
Outlet-06	112	Flow Hood	A	10"Ø	1.00	240	247	103
Outlet-07	112	Flow Hood	A	10"Ø	1.00	240	249	104
Outlet-08	110	Flow Hood	A	8"Ø	1.00	150	150	100
Outlet-09	115	Flow Hood	A	10"Ø	1.00	205	192	94
Outlet-10	115	Flow Hood	A	10"Ø	1.00	205	203	99
Outlet-11	114	Flow Hood	B	4"Ø	1.00	40	38	95
Totals:		-	-	-	-	2000	2012	101

SYSTEM/UNIT: AHU-1.6

Tested By: Juan Marrero
 Date: 10/25/2024

Unit Data	
Area Served	Function/RR
Equipment Location	Mech. Room 137
Unit Manufacturer	Trane
Unit Model Number	GAM5BOC48M41EAB
Unit Serial Number	22443M421V

Starter Data	
AHU-1.6/Supply Fan	
Overload Size & Rating	Thermally Protected

Test Data	
Design Fan CFM	1600 CFM
Actual Fan CFM	1525 CFM
Design Element CFM	1600 CFM
Actual Element CFM	1525 CFM
Design OA CFM	0 CFM
Actual OA CFM	0 CFM
Design Return CFM	1600 CFM
Actual Return CFM	1525 CFM
AHU-1.6/Supply Fan	
Actual Fan Speed Setting	High
Motor Volts T1-T2	212 Volts
Motor Amps T1	5.30 Amps

Motor Data	
AHU-1.6/Supply Fan	
Motor HP	3/4 HP
Motor Phase	1
Motor Hertz	60 Hz
Motor Rated Volts	208 Volts
Motor FL Amps	6 Amps
Brake Horsepower	0.45 BHP
Corrected FL Amps	5.89 Amps
Nominal Efficiency	0.600 %
Motor Power Factor	0.500

Sheave Data	
AHU-1.6/Supply Fan	
Drive Type	DIRECT

Test Pressures	
Actual Total SP	0.92 in. wc
Actual External SP	0.57 in. wc
Total Suction SP	-0.68 in. wc
Total Discharge SP	0.24 in. wc
Ext. Discharge SP	0.24 in. wc
Ext. Suction SP	-0.33 in. wc

Coil Data	
AHU-1.6/Cooling Coil	
Ent. Air DB Temp Actual	74.70 Deg F
Ent. Air WB Temp Actual	65.20 Deg F
Leav. Air DB Temp Actual	56.00 Deg F
Leav. Air WB Temp Actual	55.30 Deg F
Air Temp Delta T Actual	18.70 Deg F

Premier Energy Solutions Inc

Air Handling Unit

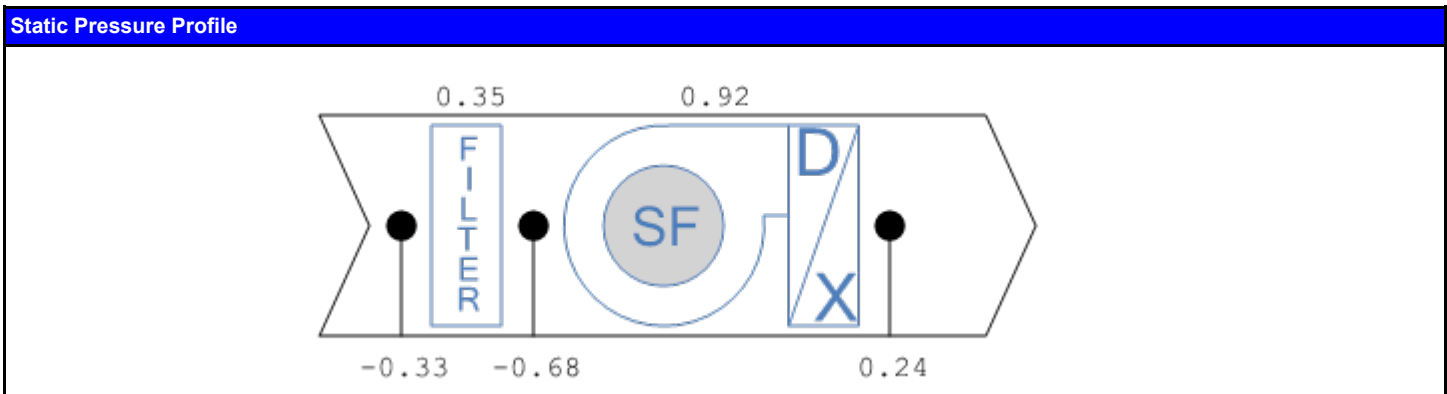
PROJECT: Towneplace Suites Hotel
 LOCATION: Lake City, FL
 PROJECT #: 1930

DATE: 10/28/2024
 CONTACT: Alejandro Medina
 AUTHOR:

SYSTEM/UNIT: AHU-1.6/SPP-01

Tested By: Juan Marrero
 Date: 10/25/2024

Test Pressures	
Filter SP In	-0.33 in. w.c.
Filter SP Out	-0.68 in. w.c.
Supply Fan/DX Coil SP In	-0.68 in. w.c.
Supply Fan/DX Coil SP Out	0.24 in. w.c.



AHU-1.6 Supply Outlet Summary

System/Unit	Area Served	Instrument	Outlet Type	Size LxW / D	AK	Design CFM	Final CFM	% Final Diff.
Outlet-01	Men's RR	Flow Hood	A	8"Ø	1.00	175	171	98
Outlet-02	Women's RR	Flow Hood	A	8"Ø	1.00	175	168	96
Outlet-03	140	Flow Hood	A	10"Ø	1.00	250	240	96
Outlet-04	140	Flow Hood	A	10"Ø	1.00	250	244	98
Outlet-05	140	Flow Hood	A	10"Ø	1.00	250	232	93
Outlet-06	140	Flow Hood	A	10"Ø	1.00	250	233	93
Outlet-07	140	Flow Hood	A	10"Ø	1.00	250	237	95
Totals:		-	-	-	-	1600	1525	95

Premier Energy Solutions Inc

Air Handling Unit

PROJECT: Towneplace Suites Hotel
 LOCATION: Lake City, FL
 PROJECT #: 1930

DATE: 10/28/2024
 CONTACT: Alejandro Medina
 AUTHOR:

SYSTEM/UNIT: AHU-1.7

Tested By: Juan Marrero
 Date: 10/25/2024

Unit Data	
Area Served	Function/Storage
Equipment Location	Mech. Room 139
Unit Manufacturer	Trane
Unit Model Number	GAM5BOC48M41EAB
Unit Serial Number	22443M421V

Starter Data	
AHU-1.7/Supply Fan	
Overload Size & Rating	Thermally Protected

Test Data	
Design Fan CFM	1600 CFM
Actual Fan CFM	1574 CFM
Design Element CFM	1600 CFM
Actual Element CFM	1574 CFM
Design OA CFM	45 CFM
Actual OA CFM	46 CFM
Design Return CFM	1555 CFM
Actual Return CFM	1528 CFM
AHU-1.7/Supply Fan	
Actual Fan Speed Setting	High
Motor Volts T1-T2	213 Volts
Motor Amps T1	5.20 Amps

Motor Data	
AHU-1.7/Supply Fan	
Motor HP	3/4 HP
Motor Phase	1
Motor Hertz	60 Hz
Motor Rated Volts	208 Volts
Motor FL Amps	6 Amps
Brake Horsepower	0.45 BHP
Corrected FL Amps	5.86 Amps
Nominal Efficiency	0.600 %
Motor Power Factor	0.500

Sheave Data	
AHU-1.7/Supply Fan	
Drive Type	DIRECT

Test Pressures	
Actual Total SP	0.63 in. wc
Actual External SP	0.44 in. wc
Total Suction SP	-0.48 in. wc
Total Discharge SP	0.15 in. wc
Ext. Discharge SP	0.15 in. wc
Ext. Suction SP	-0.29 in. wc
O/A Damper Position	25.00 %

Coil Data	
AHU-1.7/Cooling Coil	
Ent. Air DB Temp Actual	70.50 Deg F
Ent. Air WB Temp Actual	60.40 Deg F
Leav. Air DB Temp Actual	52.60 Deg F
Leav. Air WB Temp Actual	50.70 Deg F
Air Temp Delta T Actual	17.90 Deg F

Premier Energy Solutions Inc

Air Handling Unit

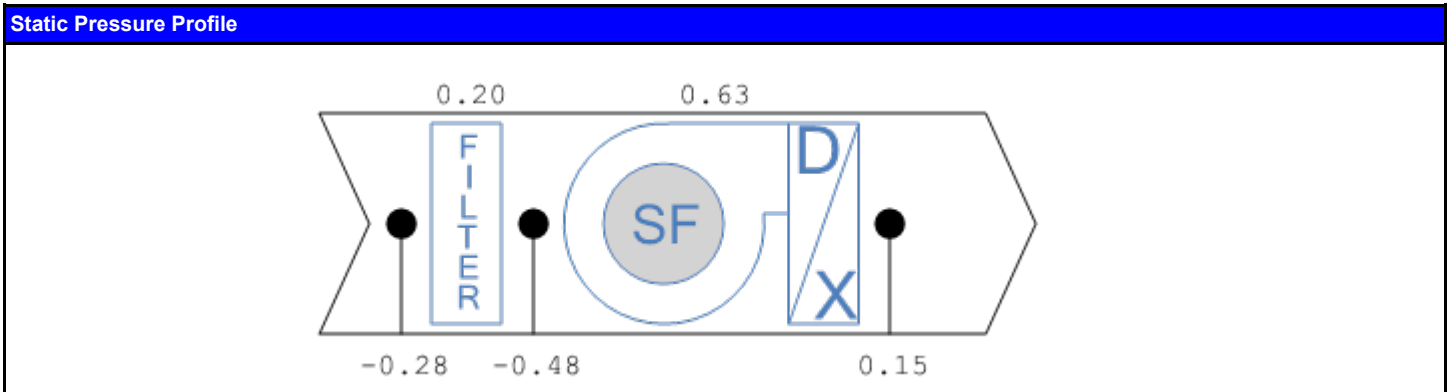
PROJECT: Towneplace Suites Hotel
LOCATION: Lake City, FL
PROJECT #: 1930

DATE: 10/28/2024
CONTACT: Alejandro Medina
AUTHOR:

SYSTEM/UNIT: AHU-1.7/SPP-01

Tested By: Juan Marrero
Date: 10/25/2024

Test Pressures	
Filter SP In	-0.28 in. w.c.
Filter SP Out	-0.48 in. w.c.
Supply Fan/DX Coil SP In	-0.48 in. w.c.
Supply Fan/DX Coil SP Out	0.15 in. w.c.



Premier Energy Solutions Inc

Air Handling Unit

PROJECT: Towneplace Suites Hotel
 LOCATION: Lake City, FL
 PROJECT #: 1930

DATE: 10/28/2024
 CONTACT: Alejandro Medina
 AUTHOR:

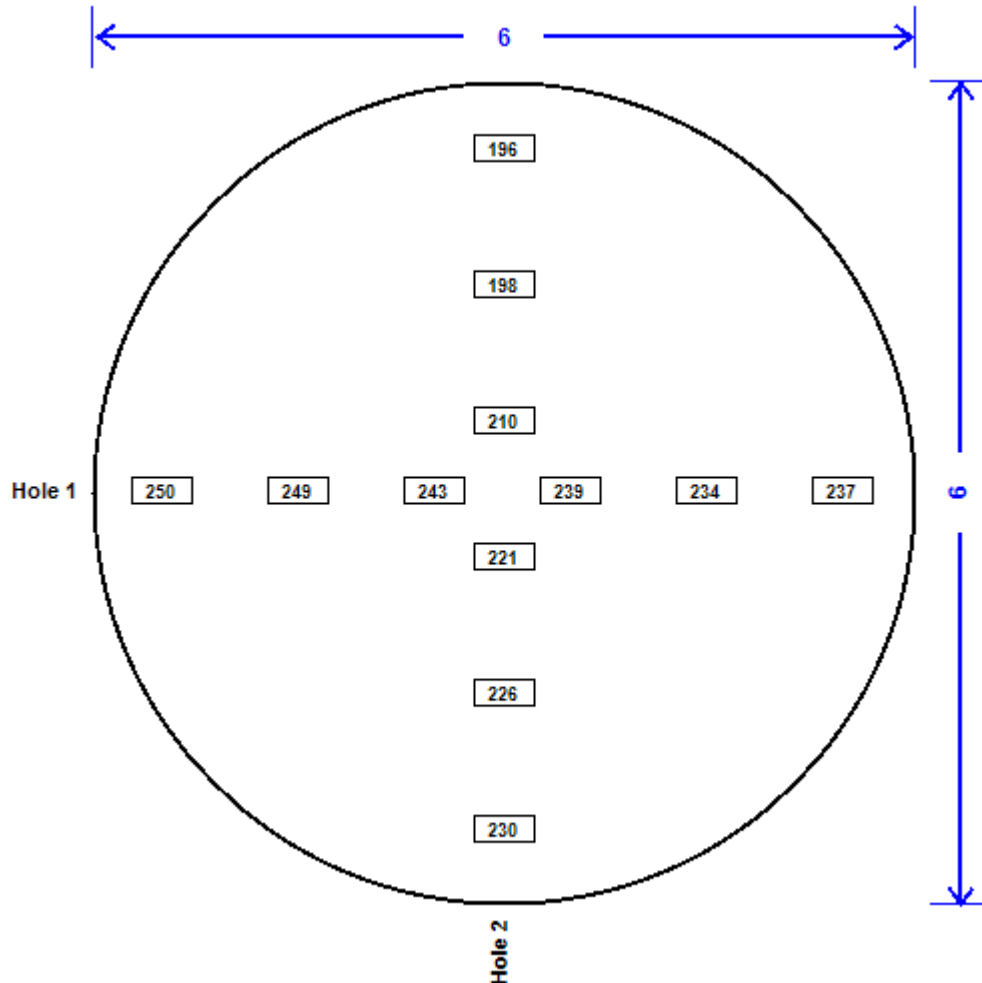
SYSTEM/UNIT: AHU-1.7/Outside Air

Tested By: Juan Marrero
 Date: 10/25/2024

Unit Data	
Test Location	Outside Air Duct
Type of Traverse	Round
Instrument Used	Airfoil
Diameter	6.00 in.
Insulation Width	0.00 in.
Area	0.20 sq. ft.
Number Of Rows	2
Readings Per Row	6
Total Readings	12
Location of Holes 1	Left
Location of Holes 2	Bottom

Final Data	
Sum of Readings	2733
Design FPM	225 FPM
Average FPM	228 FPM
Design CFM	45 CFM
Actual CFM	46 CFM
Duct Static Press.	-0.09 in. wc

Traverse Data Points



Premier Energy Solutions Inc

Air Handling Unit

PROJECT: Towneplace Suites Hotel
 LOCATION: Lake City, FL
 PROJECT #: 1930

DATE: 10/28/2024
 CONTACT: Alejandro Medina
 AUTHOR:

AHU-1.7 Supply Outlet Summary

System/Unit	Area Served	Instrument	Outlet Type	Size LxW / D	AK	Design CFM	Final CFM	% Final Diff.
Outlet-01	Corridor	Flow Hood	A	8"Ø	1.00	175	184	105
Outlet-02	Corridor	Flow Hood	A	8"Ø	1.00	175	176	101
Outlet-03	140	Flow Hood	A	10"Ø	1.00	250	237	95
Outlet-04	140	Flow Hood	A	10"Ø	1.00	250	233	93
Outlet-05	140	Flow Hood	A	10"Ø	1.00	250	243	97
Outlet-06	140	Flow Hood	A	10"Ø	1.00	250	240	96
Outlet-07	140	Flow Hood	A	10"Ø	1.00	250	261	104
Totals:		-	-	-	-	1600	1574	98

Premier Energy Solutions Inc

Fan Unit

PROJECT: Towneplace Suites Hotel
 LOCATION: Lake City, FL
 PROJECT #: 1930

DATE: 10/28/2024
 CONTACT: Alejandro Medina
 AUTHOR:

SYSTEM/UNIT: EF-1-01

Tested By: Nicholas Pereira
 Date: 9/23/2024

Unit Data	
Equipment Location	Closet Ceiling
Area Served	Vestibule
Fan Manufacturer	Greenheck
Fan Model Number	SP-B150-QD

Starter Data	
Overload Size & Rating	Thermally Protected

Test Data	
Design Fan CFM	150 CFM
Actual Fan CFM	161 CFM
Speed Setting	High
Motor Volts T1-T2	120 Volts
Motor Amps T1	1.44 Amps

Motor Data	
Motor Manufacturer	Greenheck
Motor Phase	1
Motor Hertz	60 Hz
Motor Rated Volts	115 Volts
Motor FL Amps	1.80 Amps
Motor RPM	1050 RPM
Brake Horse Power	0.07 BHP
Corrected FL Amps	1.73 Amps
Nominal Efficiency	0.600 %
Power Factor	0.500

Sheave Data	
Drive Type	DIRECT

SYSTEM/UNIT: EF-1-02

Tested By: Juan Marrero
 Date: 10/25/2024

Unit Data	
Equipment Location	Connected Center Ceiling
Area Served	Connected Center
Fan Manufacturer	Greenheck
Fan Model Number	SP-B80-QD

Starter Data	
Overload Size & Rating	Thermally Protected

Test Data	
Design Fan CFM	150 CFM
Actual Fan CFM	147 CFM
Speed Setting	High
Motor Volts T1-T2	120 Volts
Motor Amps T1	1.43 Amps

Motor Data	
Motor Manufacturer	Greenheck
Motor Phase	1
Motor Hertz	60 Hz
Motor Rated Volts	115 Volts
Motor FL Amps	1.80 Amps
Motor RPM	1050 RPM
Brake Horse Power	0.07 BHP
Corrected FL Amps	1.73 Amps
Nominal Efficiency	0.600 %
Power Factor	0.500

Sheave Data	
Drive Type	DIRECT

Premier Energy Solutions Inc

Fan Unit

PROJECT: Towneplace Suites Hotel
LOCATION: Lake City, FL
PROJECT #: 1930

DATE: 10/28/2024
CONTACT: Alejandro Medina
AUTHOR:

SYSTEM/UNIT: EF-1-03

Tested By: Nicholas Pereira
 Date: 9/23/2024

Unit Data	
Equipment Location	Food Prep Ceiling
Area Served	Food Prep
Fan Manufacturer	Greenheck
Fan Model Number	SP-B150-QD

Starter Data	
Overload Size & Rating	Thermally Protected

Test Data	
Design Fan CFM	150 CFM
Actual Fan CFM	160 CFM
Speed Setting	High
Motor Volts T1-T2	119 Volts
Motor Amps T1	1.58 Amps

Motor Data	
Motor Manufacturer	Greenheck
Motor Phase	1
Motor Hertz	60 Hz
Motor Rated Volts	115 Volts
Motor FL Amps	1.80 Amps
Motor RPM	1050 RPM
Brake Horse Power	0.08 BHP
Corrected FL Amps	1.74 Amps
Nominal Efficiency	0.600 %
Power Factor	0.500

Sheave Data	
Drive Type	DIRECT

SYSTEM/UNIT: EF-1-04

Tested By: Juan Marrero
 Date: 10/25/2024

Unit Data	
Equipment Location	Fitness Room Ceiling
Area Served	Fitness Room
Fan Manufacturer	Greenheck
Fan Model Number	CSP-B150-QD

Starter Data	
Overload Size & Rating	Thermally Protected

Test Data	
Design Fan CFM	100 CFM
Actual Fan CFM	107 CFM
Speed Setting	High
Motor Volts T1-T2	121 Volts
Motor Amps T1	0.12 Amps

Motor Data	
Motor Manufacturer	Greenheck
Motor Phase	1
Motor Hertz	60 Hz
Motor Rated Volts	115 Volts
Motor FL Amps	0.16 Amps
Brake Horse Power	0.01 BHP
Corrected FL Amps	0.15 Amps
Nominal Efficiency	0.600 %
Power Factor	0.500

Sheave Data	
Drive Type	DIRECT

Premier Energy Solutions Inc

Fan Unit

PROJECT: Towneplace Suites Hotel
 LOCATION: Lake City, FL
 PROJECT #: 1930

DATE: 10/28/2024
 CONTACT: Alejandro Medina
 AUTHOR:

SYSTEM/UNIT: EF-1-05

Tested By: Juan Marrero
 Date: 10/26/2024

Unit Data	
Equipment Location	Women's RR Ceiling
Area Served	Women's RR
Fan Manufacturer	Greenheck
Fan Model Number	CSP-A390-QD

Starter Data	
Overload Size & Rating	Thermally Protected

Test Data	
Design Fan CFM	280 CFM
Actual Fan CFM	299 CFM
Speed Setting	High
Motor Volts T1-T2	120 Volts
Motor Amps T1	1.19 Amps

Motor Data	
Motor Manufacturer	Greenheck
Motor HP	1/12 HP
Motor Phase	1
Motor Hertz	60 Hz
Motor Rated Volts	115 Volts
Motor FL Amps	1.42 Amps
Motor RPM	1350 RPM
Brake Horse Power	0.06 BHP
Corrected FL Amps	1.36 Amps
Nominal Efficiency	0.600 %
Power Factor	0.500

Sheave Data	
Drive Type	DIRECT

EF-1-05 Exhaust Inlet Summary

System/Unit	Area Served	Instrument	Inlet Type	Size LxW / D	AK Factor	Design CFM	Final CFM	% Final Diff.
Inlet-01	Women's RR	Flow Hood	I	10"Ø	1.00	140	147	105
Inlet-02	Women's RR	Flow Hood	I	10"Ø	1.00	140	152	109
Totals:		-	-	-	-	280	299	107

SYSTEM/UNIT: EF-1-06

Tested By: Juan Marrero
 Date: 10/26/2024

Unit Data	
Equipment Location	Men's RR Ceiling
Area Served	Men's RR
Fan Manufacturer	Greenheck
Fan Model Number	CSP-A390-QD

Starter Data	
Overload Size & Rating	Thermally Protected

Test Data	
Design Fan CFM	280 CFM
Actual Fan CFM	287 CFM
Speed Setting	High
Motor Volts T1-T2	121 Volts
Motor Amps T1	1.23 Amps

Motor Data	
Motor Manufacturer	Greenheck
Motor HP	1/12 HP
Motor Phase	1
Motor Hertz	60 Hz
Motor Rated Volts	115 Volts
Motor FL Amps	1.42 Amps
Motor RPM	1350 RPM
Brake Horse Power	0.06 BHP
Corrected FL Amps	1.35 Amps
Nominal Efficiency	0.600 %
Power Factor	0.500

Sheave Data	
Drive Type	DIRECT

EF-1-06 Exhaust Inlet Summary

System/Unit	Area Served	Instrument	Inlet Type	Size LxW / D	AK Factor	Design CFM	Final CFM	% Final Diff.
Inlet-01	Men's RR	Flow Hood	I	10"Ø	1.00	140	135	96
Inlet-02	Men's RR	Flow Hood	I	10"Ø	1.00	140	152	109
Totals:		-	-	-	-	280	287	103

Premier Energy Solutions Inc

Fan Unit

PROJECT: Towneplace Suites Hotel
 LOCATION: Lake City, FL
 PROJECT #: 1930

DATE: 10/28/2024
 CONTACT: Alejandro Medina
 AUTHOR:

SYSTEM/UNIT: EF-1-07

Tested By: Juan Marrero
 Date: 10/25/2024

Unit Data	
Equipment Location	Employee RR Ceiling
Area Served	Employee RR
Fan Manufacturer	Greenheck
Fan Model Number	SP-B150-QD

Starter Data	
Overload Size & Rating	Thermally Protected

Test Data	
Design Fan CFM	70 CFM
Actual Fan CFM	72 CFM
Speed Setting	High
Motor Volts T1-T2	119 Volts
Motor Amps T1	0.12 Amps

Motor Data	
Motor Manufacturer	Greenheck
Motor Phase	1
Motor Hertz	60 Hz
Motor Rated Volts	115 Volts
Motor FL Amps	0.16 Amps
Motor RPM	900 RPM
Brake Horse Power	0.01 BHP
Corrected FL Amps	0.15 Amps
Nominal Efficiency	0.600 %
Power Factor	0.500

Sheave Data	
Drive Type	DIRECT

SYSTEM/UNIT: EF-1-08

Tested By: Juan Marrero
 Date: 10/25/2024

Unit Data	
Equipment Location	Women's RR Ceiling
Area Served	Women's RR
Fan Manufacturer	Greenheck
Fan Model Number	SP-B150-QD

Starter Data	
Overload Size & Rating	Thermally Protected

Test Data	
Design Fan CFM	70 CFM
Actual Fan CFM	74 CFM
Speed Setting	High
Motor Volts T1-T2	120 Volts
Motor Amps T1	0.11 Amps

Motor Data	
Motor Manufacturer	Greenheck
Motor Phase	1
Motor Hertz	60 Hz
Motor Rated Volts	115 Volts
Motor FL Amps	0.16 Amps
Motor RPM	900 RPM
Brake Horse Power	0.01 BHP
Corrected FL Amps	0.15 Amps
Nominal Efficiency	0.600 %
Power Factor	0.500

Sheave Data	
Drive Type	DIRECT

Premier Energy Solutions Inc

Fan Unit

PROJECT: Towneplace Suites Hotel
 LOCATION: Lake City, FL
 PROJECT #: 1930

DATE: 10/28/2024
 CONTACT: Alejandro Medina
 AUTHOR:

SYSTEM/UNIT: EF-1-09

Tested By: Juan Marrero
 Date: 10/25/2024

Unit Data	
Equipment Location	Men's RR Ceiling
Area Served	Men's RR
Fan Manufacturer	Greenheck
Fan Model Number	SP-B150-QD

Starter Data	
Overload Size & Rating	Thermally Protected

Test Data	
Design Fan CFM	70 CFM
Actual Fan CFM	75 CFM
Speed Setting	High
Motor Volts T1-T2	121 Volts
Motor Amps T1	0.13 Amps

Motor Data	
Motor Manufacturer	Greenheck
Motor Phase	1
Motor Hertz	60 Hz
Motor Rated Volts	115 Volts
Motor FL Amps	0.16 Amps
Motor RPM	900 RPM
Brake Horse Power	0.01 BHP
Corrected FL Amps	0.15 Amps
Nominal Efficiency	0.600 %
Power Factor	0.500

Sheave Data	
Drive Type	DIRECT

SYSTEM/UNIT: EF-1-10

Tested By: Nicholas Pereira
 Date: 9/23/2024

Unit Data	
Equipment Location	Vestibule Ceiling
Area Served	Vesitbule
Fan Manufacturer	Greenheck
Fan Model Number	SP-B150-QD

Starter Data	
Overload Size & Rating	Thermally Protected

Test Data	
Design Fan CFM	150 CFM
Actual Fan CFM	161 CFM
Speed Setting	High
Motor Volts T1-T2	121 Volts
Motor Amps T1	1.69 Amps

Motor Data	
Motor Manufacturer	Greenheck
Motor Phase	1
Motor Hertz	60 Hz
Motor Rated Volts	115 Volts
Motor FL Amps	1.80 Amps
Motor RPM	1050 RPM
Brake Horse Power	0.08 BHP
Corrected FL Amps	1.71 Amps
Nominal Efficiency	0.600 %
Power Factor	0.500

Sheave Data	
Drive Type	DIRECT

Premier Energy Solutions Inc

Fan Unit

PROJECT: Towneplace Suites Hotel
 LOCATION: Lake City, FL
 PROJECT #: 1930

DATE: 10/28/2024
 CONTACT: Alejandro Medina
 AUTHOR:

SYSTEM/UNIT: EF-1-11

Tested By: Nicholas Pereira
 Date: 9/23/2024

Unit Data	
Equipment Location	Breakroom Ceiling
Area Served	Breakroom
Fan Manufacturer	Greenheck
Fan Model Number	SP-B150-QD

Starter Data	
Overload Size & Rating	Thermally Protected

Test Data	
Design Fan CFM	150 CFM
Actual Fan CFM	155 CFM
Speed Setting	High
Motor Volts T1-T2	120 Volts
Motor Amps T1	1.70 Amps

Motor Data	
Motor Manufacturer	Greenheck
Motor Phase	1
Motor Hertz	60 Hz
Motor Rated Volts	115 Volts
Motor FL Amps	1.80 Amps
Motor RPM	1050 RPM
Brake Horse Power	0.08 BHP
Corrected FL Amps	1.73 Amps
Nominal Efficiency	0.600 %
Power Factor	0.500

Sheave Data	
Drive Type	DIRECT

SYSTEM/UNIT: EF-2-01

Tested By: Juan Marrero
 Date: 10/26/2024

Unit Data	
Equipment Location	Ceiling
Area Served	Level 2 Ice Machine
Fan Manufacturer	Greenheck
Fan Model Number	SP-B150-QD

Starter Data	
Overload Size & Rating	Thermally Protected

Test Data	
Design Fan CFM	150 CFM
Actual Fan CFM	145 CFM
Speed Setting	High
Motor Volts T1-T2	121 Volts
Motor Amps T1	1.50 Amps

Motor Data	
Motor Manufacturer	Greenheck
Motor Phase	1
Motor Hertz	60 Hz
Motor Rated Volts	115 Volts
Motor FL Amps	1.80 Amps
Motor RPM	1050 RPM
Brake Horse Power	0.07 BHP
Corrected FL Amps	1.71 Amps
Nominal Efficiency	0.600 %
Power Factor	0.500

Sheave Data	
Drive Type	DIRECT

Premier Energy Solutions Inc

Fan Unit

PROJECT: Towneplace Suites Hotel
 LOCATION: Lake City, FL
 PROJECT #: 1930

DATE: 10/28/2024
 CONTACT: Alejandro Medina
 AUTHOR:

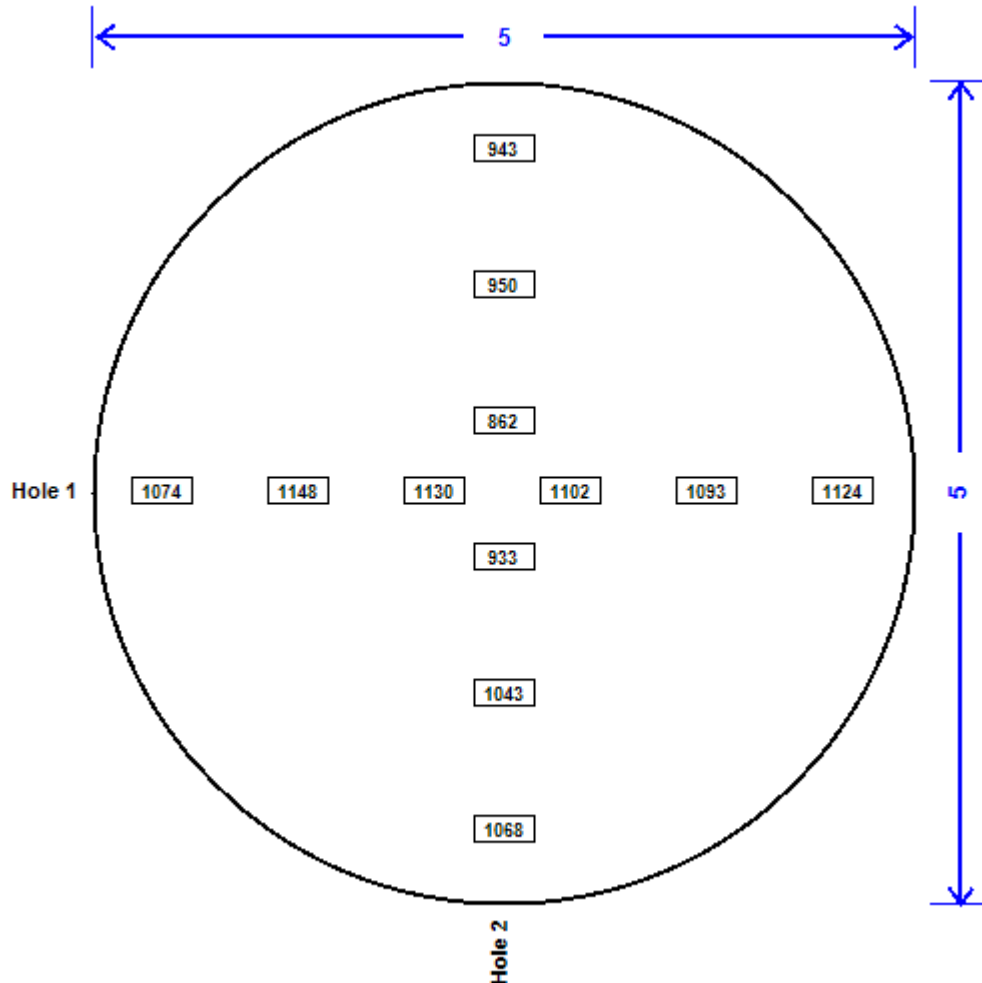
SYSTEM/UNIT: EF-2-01/Total Exhaust Airflow

Tested By: Juan Marrero
 Date: 10/26/2024

Unit Data	
Test Location	Exhaust Duct
Type of Traverse	Round
Instrument Used	Airfoil
Diameter	5.00 in.
Insulation Width	0.00 in.
Area	0.14 sq. ft.
Number Of Rows	2
Readings Per Row	6
Total Readings	12
Location of Holes 1	Left
Location of Holes 2	Bottom

Final Data	
Sum of Readings	12470
Design FPM	1071 FPM
Average FPM	1039 FPM
Design CFM	150 CFM
Actual CFM	145 CFM
Duct Static Press.	0.19 in. wc

Traverse Data Points



Premier Energy Solutions Inc

Fan Unit

PROJECT: Towneplace Suites Hotel
LOCATION: Lake City, FL
PROJECT #: 1930

DATE: 10/28/2024
CONTACT: Alejandro Medina
AUTHOR:

SYSTEM/UNIT: EF-3-01

Tested By: Juan Marrero
Date: 10/26/2024

Unit Data	
Equipment Location	Ceiling
Area Served	Level 3 Ice Machine
Fan Manufacturer	Greenheck
Fan Model Number	SP-B150-QD

Starter Data	
Overload Size & Rating	Thermally Protected

Test Data	
Design Fan CFM	150 CFM
Actual Fan CFM	140 CFM
Speed Setting	High
Motor Volts T1-T2	119 Volts
Motor Amps T1	1.50 Amps

Motor Data	
Motor Manufacturer	Greenheck
Motor Phase	1
Motor Hertz	60 Hz
Motor Rated Volts	115 Volts
Motor FL Amps	1.80 Amps
Motor RPM	1050 RPM
Brake Horse Power	0.07 BHP
Corrected FL Amps	1.74 Amps
Nominal Efficiency	0.600 %
Power Factor	0.500

Sheave Data	
Drive Type	DIRECT

Premier Energy Solutions Inc

Fan Unit

PROJECT: Towneplace Suites Hotel
 LOCATION: Lake City, FL
 PROJECT #: 1930

DATE: 10/28/2024
 CONTACT: Alejandro Medina
 AUTHOR:

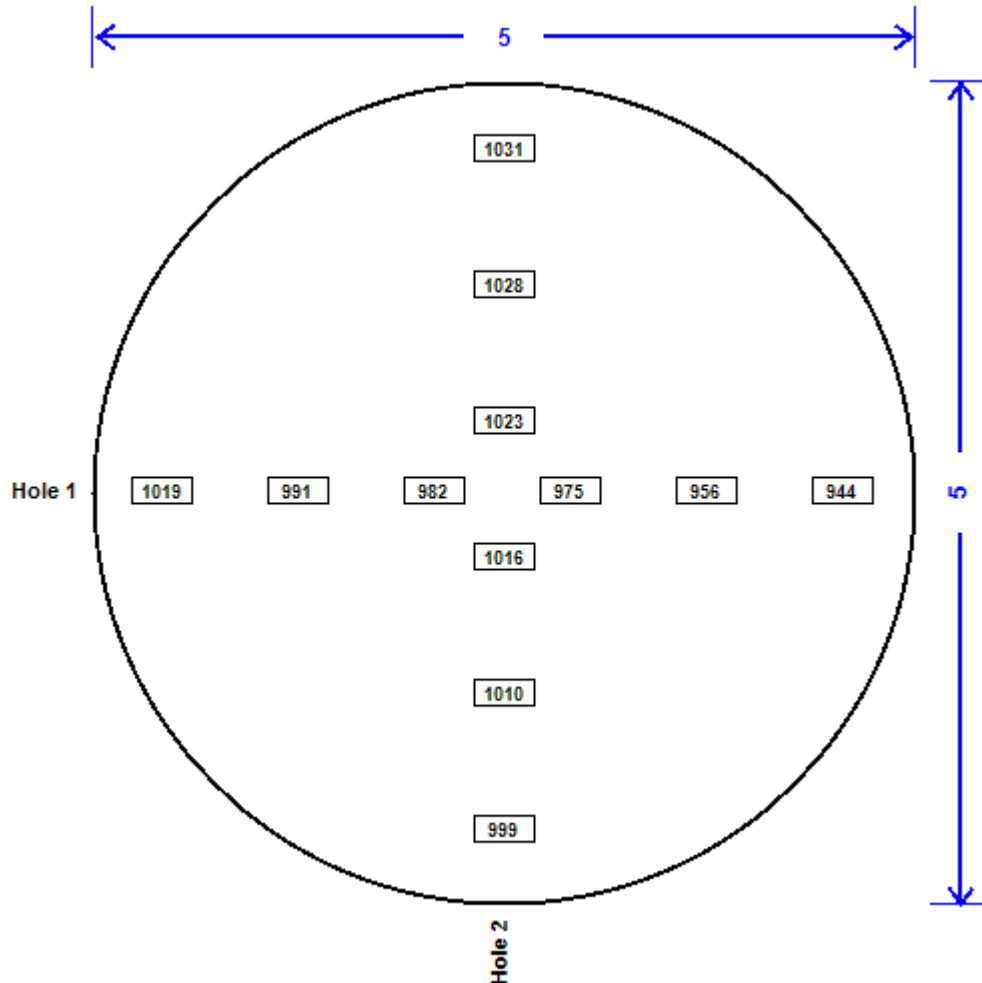
SYSTEM/UNIT: EF-3-01/Total Exhaust Airflow

Tested By: Juan Marrero
 Date: 10/26/2024

Unit Data	
Test Location	Exhaust Duct
Type of Traverse	Round
Instrument Used	Airfoil
Diameter	5.00 in.
Insulation Width	0.00 in.
Area	0.14 sq. ft.
Number Of Rows	2
Readings Per Row	6
Total Readings	12
Location of Holes 1	Left
Location of Holes 2	Bottom

Final Data	
Sum of Readings	11974
Design FPM	1071 FPM
Average FPM	998 FPM
Design CFM	150 CFM
Actual CFM	140 CFM
Duct Static Press.	0.17 in. wc

Traverse Data Points



Premier Energy Solutions Inc

Fan Unit

PROJECT: Towneplace Suites Hotel
LOCATION: Lake City, FL
PROJECT #: 1930

DATE: 10/28/2024
CONTACT: Alejandro Medina
AUTHOR:

SYSTEM/UNIT: EF-4-01

Tested By: Juan Marrero
Date: 10/26/2024

Unit Data	
Equipment Location	Ceiling
Area Served	Level 4 Ice Machine
Fan Manufacturer	Greenheck
Fan Model Number	SP-B150-QD

Starter Data	
Overload Size & Rating	Thermally Protected

Test Data	
Design Fan CFM	150 CFM
Actual Fan CFM	142 CFM
Speed Setting	High
Motor Volts T1-T2	118 Volts
Motor Amps T1	1.40 Amps

Motor Data	
Motor Manufacturer	Greenheck
Motor Phase	1
Motor Hertz	60 Hz
Motor Rated Volts	115 Volts
Motor FL Amps	1.80 Amps
Motor RPM	1050 RPM
Brake Horse Power	0.07 BHP
Corrected FL Amps	1.75 Amps
Nominal Efficiency	0.600 %
Power Factor	0.500

Sheave Data	
Drive Type	DIRECT

Premier Energy Solutions Inc

Fan Unit

PROJECT: Towneplace Suites Hotel
 LOCATION: Lake City, FL
 PROJECT #: 1930

DATE: 10/28/2024
 CONTACT: Alejandro Medina
 AUTHOR:

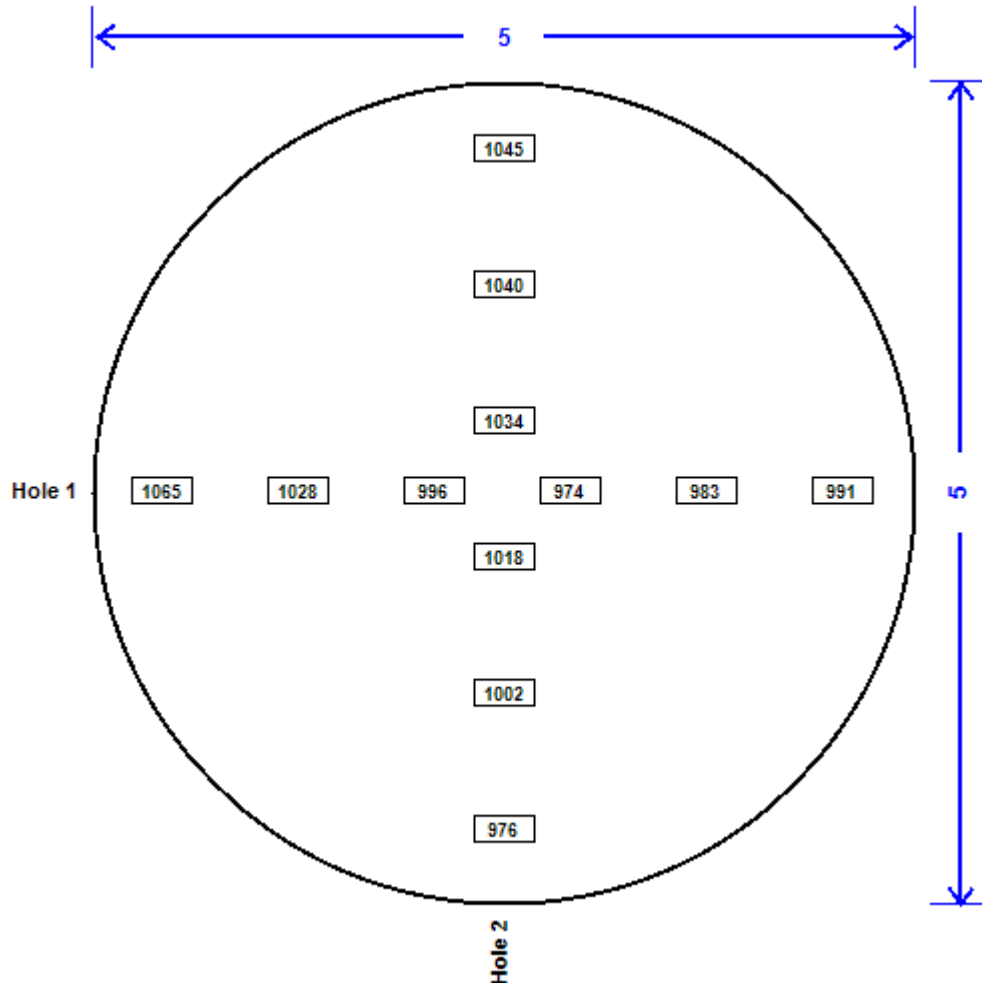
SYSTEM/UNIT: EF-4-01/Total Exhaust Airflow

Tested By: Juan Marrero
 Date: 10/26/2024

Unit Data	
Test Location	Exhaust Duct
Type of Traverse	Round
Instrument Used	Airfoil
Diameter	5.00 in.
Insulation Width	0.00 in.
Area	0.14 sq. ft.
Number Of Rows	2
Readings Per Row	6
Total Readings	12
Location of Holes 1	Left
Location of Holes 2	Bottom

Final Data	
Sum of Readings	12152
Design FPM	1071 FPM
Average FPM	1013 FPM
Design CFM	150 CFM
Actual CFM	142 CFM
Duct Static Press.	0.17 in. wc

Traverse Data Points



Premier Energy Solutions Inc

Fan Unit

PROJECT: Towneplace Suites Hotel
LOCATION: Lake City, FL
PROJECT #: 1930

DATE: 10/28/2024
CONTACT: Alejandro Medina
AUTHOR:

SYSTEM/UNIT: EF-5-01

Tested By: Juan Marrero
Date: 10/26/2024

Unit Data	
Equipment Location	Ceiling
Area Served	Level 5 Ice Machine
Fan Manufacturer	Greenheck
Fan Model Number	SP-B150-QD

Starter Data	
Overload Size & Rating	Thermally Protected

Test Data	
Design Fan CFM	150 CFM
Actual Fan CFM	144 CFM
Speed Setting	High
Motor Volts T1-T2	120 Volts
Motor Amps T1	1.50 Amps

Motor Data	
Motor Manufacturer	Greenheck
Motor Phase	1
Motor Hertz	60 Hz
Motor Rated Volts	115 Volts
Motor FL Amps	1.80 Amps
Motor RPM	1050 RPM
Brake Horse Power	0.07 BHP
Corrected FL Amps	1.73 Amps
Nominal Efficiency	0.600 %
Power Factor	0.500

Sheave Data	
Drive Type	DIRECT

Premier Energy Solutions Inc

Fan Unit

PROJECT: Towneplace Suites Hotel
 LOCATION: Lake City, FL
 PROJECT #: 1930

DATE: 10/28/2024
 CONTACT: Alejandro Medina
 AUTHOR:

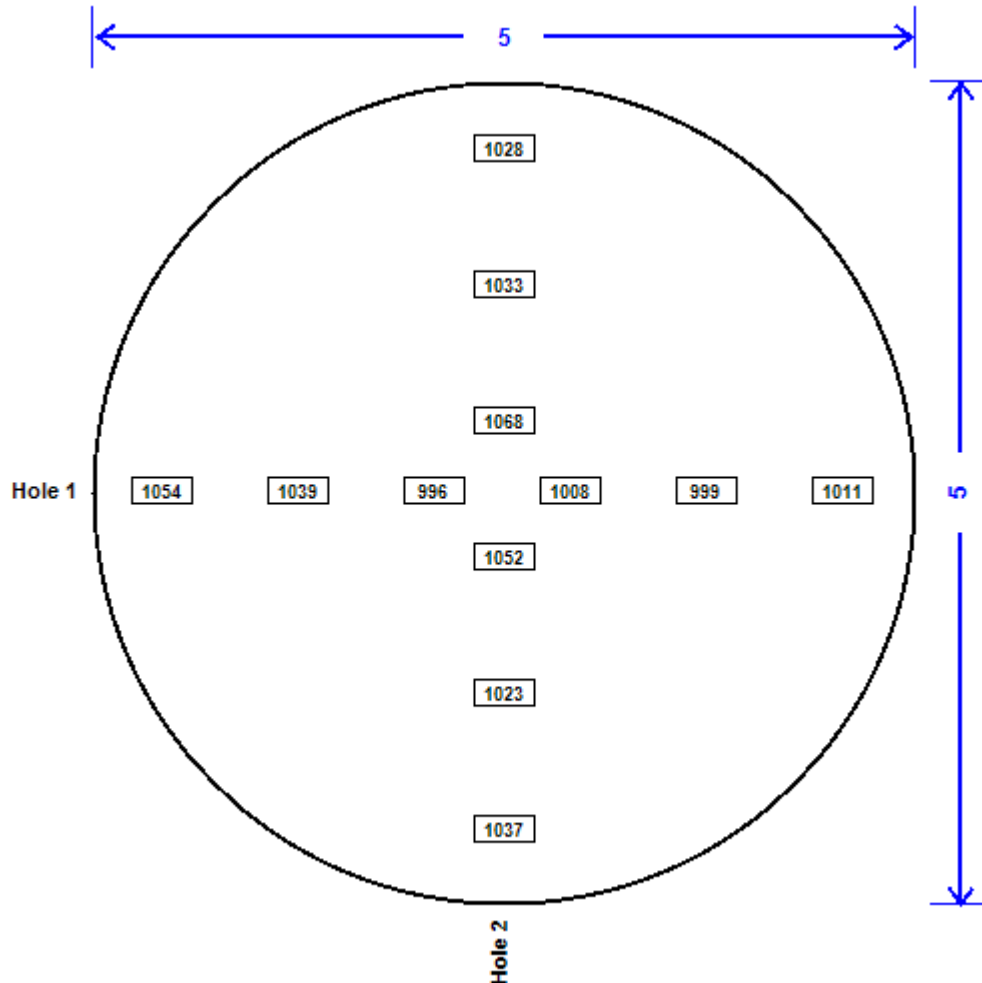
SYSTEM/UNIT: EF-5-01/Total Exhaust Airflow

Tested By: Juan Marrero
 Date: 10/26/2024

Unit Data	
Test Location	Exhaust Duct
Type of Traverse	Round
Instrument Used	Airfoil
Diameter	5.00 in.
Insulation Width	0.00 in.
Area	0.14 sq. ft.
Number Of Rows	2
Readings Per Row	6
Total Readings	12
Location of Holes 1	Left
Location of Holes 2	Bottom

Final Data	
Sum of Readings	12348
Design FPM	1071 FPM
Average FPM	1029 FPM
Design CFM	150 CFM
Actual CFM	144 CFM
Duct Static Press.	0.18 in. wc

Traverse Data Points



Premier Energy Solutions Inc

Duct Smoke Detector

PROJECT: Towneplace Suites Hotel
LOCATION: Lake City, FL
PROJECT #: 1930

DATE: 10/28/2024
CONTACT: Alejandro Medina
AUTHOR:

SYSTEM/UNIT: Duct Smoke Detector AHU-1.2

Tested By: Juan Marrero
Date: 10/26/2024

Test Pressures	
Manufacturer	Potter
Model #	PAD300-DUCT
Location	Supply Duct
Design P.D.	0.01 to 1.20 in. H2O
Actual P.D.	0.160

Test Pressures	
Manufacturer	Potter
Model #	PAD300-DUCT
Location	Return Duct
Design P.D.	0.01 to 1.20 in. H2O
Actual P.D.	0.080

SYSTEM/UNIT: Duct Smoke Detector AHU-1.5

Tested By: Juan Marrero
Date: 10/26/2024

Test Pressures	
Manufacturer	Potter
Model #	PAD300-DUCT
Location	Return Duct
Design P.D.	0.01 to 1.20 in. H2O
Actual P.D.	0.090

Test Pressures	
Manufacturer	Potter
Model #	PAD300-DUCT
Location	Supply Duct
Design P.D.	0.01 to 1.20 in. H2O
Actual P.D.	0.150

Premier Energy Solutions Inc

Duct Smoke Detector

PROJECT: Towneplace Suites Hotel
LOCATION: Lake City, FL
PROJECT #: 1930

DATE: 10/28/2024
CONTACT: Alejandro Medina
AUTHOR:

SYSTEM/UNIT: Duct Smoke Detector OAU-1

Tested By: Juan Marrero
Date: 10/26/2024

Test Pressures	
Manufacturer	Potter
Model #	PAD300-DUCT
Location	Supply Duct
Design P.D.	0.01 to 1.20 in. H2O
Actual P.D.	0.250

SYSTEM/UNIT: Duct Smoke Detector OAU-2

Tested By: Juan Marrero
Date: 10/26/2024

Test Pressures	
Manufacturer	Potter
Model #	PAD300-DUCT
Location	Supply Duct
Design P.D.	0.01 to 1.20 in. H2O
Actual P.D.	0.190
